

311 SAE / METRIC TOOL SET (EVA FOAM INSERTS)



9889 311Pc. Tool Kit with EVA Foam Inserts

New 311 Piece Combination SAE & Metric Tool Kit.

Set Contains:

1/2" Drive: 12 Point (6 Point on request)

SAE Sockets: 3/8", 7/16", 1/2", 9/16", 5/8", 11/16", 3/4", 13/16", 7/8", 15/16", 1", 1.1/16", 1.1/8", 1.3/16", 1.1/4".

Metric Sockets: 10mm, 11mm, 12mm, 13mm, 14mm, 15mm, 16mm, 17mm, 18mm, 19mm, 20mm, 21mm, 22mm, 23mm, 24mm, 26mm, 27mm, 30mm, 32mm.

Extensions: 3"(75mm), 5"(125mm), 10"(250mm).

Quick Release Ratchet, Universal Joint, Adjustable Handle 15".

3/8" Drive: 6 Point (12 Point on request)

SAE Sockets: 1/4", 5/16", 3/8", 7/16", 1/2", 9/16", 5/8", 11/16", 3/4", 13/16", 7/8".

SAE Deep Sockets: 5/16", 3/8", 7/16", 1/2", 9/16", 5/8", 11/16", 3/4", 13/16", 7/8".

Metric Sockets: 6mm, 7mm, 8mm, 9mm, 10mm, 11mm, 12mm, 13mm, 14mm, 15mm, 16mm, 17mm, 18mm, 19mm, 20mm, 21mm, 22mm.

Metric Deep Sockets: 8mm, 9mm, 10mm, 11mm, 12mm, 13mm, 14mm, 15mm, 16mm, 17mm, 18mm, 19mm.

Extensions: 3"(75mm), 5"(125mm), 10"(250mm).

Quick Release Ratchet, Universal Joint, Flex Handle, Flex Spin Handle.

Spark Plug Socket 5/8"(16mm), Spark Plug Socket 13/16"(21mm).

1/4" Drive: 6 Point (12 Point on request)

SAE 6 Pt. Skts: 5/32", 3/16", 7/32", 1/4", 9/32", 5/16", 11/32", 3/8", 7/16", 1/2".

Metric 6 Pt. Skts: 4mm, 5mm, 6mm, 7mm, 8mm, 9mm, 10mm, 11mm, 12mm, 13mm.

Extensions: 2"(50mm), 6"(150mm), Quick Release Ratchet,

Spinner Handle 6"(150mm), Adjustable Handle 6"(150mm), Universal Joint.

Reducing & Increasing Adaptors:

1/4" Female x 3/8" Male Adaptor 3/8" Female x 1/4" Male Adaptor

3/8" Female x 1/2" Male Adaptor 1/2" Female x 3/8" Male Adaptor

EV6640 SAE / Metric 1/4" / 3/8" / 1/2" EVA Tray

SAE Wrenches:

Combination Wrenches: 1/4", 5/16", 3/8", 7/16", 1/2", 9/16", 5/8", 11/16", 3/4", 13/16", 7/8", 15/16", 1".

Double End Ring: 1/4" x 5/16", 3/8" x 7/16", 1/2" x 9/16", 5/8" x 11/16", 3/4" x 7/8", 15/16" x 1".

Flare Nut Wrenches: 3/8" x 7/16", 1/2" x 9/16", 5/8" x 11/16".

Hex Keys: .050", 1/16", 5/64", 3/32", 7/64", 1/8", 9/64", 5/32", 3/16", 7/32", 1/4", 5/16", 3/8".

Metric Wrenches:

Combination Wrenches: 6mm, 7mm, 8mm, 9mm, 10mm, 11mm, 12mm, 13mm, 14mm, 15mm, 16mm, 17mm, 18mm, 19mm.

Double End Ring: 8mm x 9mm, 10mm x 11mm, 12mm x 13mm, 14mm x 15mm, 16mm x 17mm, 18mm x 19mm.

Flare Nut Wrenches: 10mm x 12mm, 13mm x 14mm, 15mm x 17mm.

Hex Keys: 1.5mm, 2mm, 2.5mm, 3mm, 4mm, 5mm, 6mm, 8mm, 10mm.

EV5637 SAE / Metric Combination Wrench EVA Tray

Adjustable Wrench 6"(150mm) Adjustable Wrench 12"(300mm)

Miscellaneous Tools

30Pc. Screwdriver & bit Set

Multi-Grips 10"(250mm)

Locking Grip Pliers 10"(250mm)

Side Cutting Pliers 7"(175mm)

26 Blade Feeler Gauge

Ball Pein Hammer 8oz (225g)

16Pc. Punch & Chisel Set

Trimming Knife with Blades

Universal Brake Adjuster

4 Pc. Stainless Steel Oil Seal Pick

Telescopic Inspection Mirror

12 Oz. Rubber Hammer

Heavy-Duty 12 Drawer Roller Bearing Tool Chest

In-Hex / Torx / Spline Bit Set 40Pc.

Combination Pliers 8"(200mm)

Long Nose Pliers 6.1/2"(165mm)

4Pc. Internal & External Circlip Plier Set

Computer Safe Circuit Tester

Ball Pein Hammer 24oz (675g)

Heavy-Duty Hacksaw

Trim Clip Remover

4 in 1 Valve Tool

Gasket Scraper

Strap Type Oil Filter Wrench

3lb. Telescopic Pick-Up Magnet



Work Safely With Hand Tools - Wear Safety Goggles

R8

9888 279Pc. Tool Kit with EVA Foam Inserts

New 279 Piece Combination SAE & Metric Tool Kit with sockets and combination wrenches set out on EVA Foam insert trays.

Set Contains:

1/2" Drive: 12 Point (6 Point on request)

SAE Sockets: 3/8", 7/16", 1/2", 9/16", 5/8", 11/16", 3/4", 13/16", 7/8", 15/16", 1", 1.1/16", 1.1/8", 1.3/16", 1.1/4".

Metric Sockets: 10mm, 11mm, 12mm, 13mm, 14mm, 15mm, 16mm, 17mm, 18mm, 19mm, 20mm, 21mm, 22mm, 23mm, 24mm, 26mm, 27mm, 30mm, 32mm.

Extensions: 3"(75mm), 5"(125mm), 10"(200mm).

Quick Release Ratchet, Universal Joint, Adjustable Handle 15".

3/8" Drive: 6 Point (12 Point on request)

SAE Sockets: 1/4", 5/16", 3/8", 7/16", 1/2", 9/16", 5/8", 11/16", 3/4", 13/16", 7/8".

SAE Deep Sockets: 5/16", 3/8", 7/16", 1/2", 9/16", 5/8", 11/16", 3/4", 13/16", 7/8".

Metric Sockets: 6mm, 7mm, 8mm, 9mm, 10mm, 11mm, 12mm, 13mm, 14mm, 15mm, 16mm, 17mm, 18mm, 19mm, 20mm, 21mm, 22mm.

Metric Deep Sockets: 8mm, 9mm, 10mm, 11mm, 12mm, 13mm, 14mm, 15mm, 16mm, 17mm, 18mm, 19mm.

Extensions: 3"(75mm), 5"(125mm), 10"(250mm).

Quick Release Ratchet, Universal Joint, Flex Handle, Flex Spin Handle.

Spark Plug Socket 5/8"(16mm), Spark Plug Socket 13/16"(21mm).

1/4" Drive: 6 Point (12 Point on request)

SAE 6 Pt. Skts: 5/32", 3/16", 7/32", 1/4", 9/32", 5/16", 11/32", 3/8", 7/16", 1/2".

Metric 6 Pt. Skts: 4mm, 5mm, 6mm, 7mm, 8mm, 9mm, 10mm, 11mm, 12mm, 13mm.

Extensions: 2"(50mm), 6"(150mm).

Quick Release Ratchet, Spinner Handle 6"(150mm).

Adjustable Handle 6"(150mm), Universal Joint.

Reducing & Increasing Adaptors:

1/4" Female x 3/8" Male Adaptor 3/8" Female x 1/4" Male Adaptor

3/8" Female x 1/2" Male Adaptor 1/2" Female x 3/8" Male Adaptor

EV6640 SAE / Metric 1/4" / 3/8" / 1/2" EVA Tray

SAE Wrenches:

Combination Wrenches: 1/4", 5/16", 3/8", 7/16", 1/2", 9/16", 5/8", 11/16", 3/4", 13/16", 7/8", 15/16", 1".

Hex Keys: .050", 1/16", 5/64", 3/32", 7/64", 1/8", 9/64", 5/32", 3/16", 7/32", 1/4", 5/16".

Metric Wrenches:

Combination Wrenches: 6mm, 7mm, 8mm, 9mm, 10mm, 11mm, 12mm, 13mm, 14mm, 15mm, 16mm, 17mm, 18mm, 19mm.

Hex Keys: 1.5mm, 2mm, 2.5mm, 3mm, 4mm, 5mm, 6mm, 8mm, 10mm.

EV5637 SAE / Metric Combination Wrench EVA Tray.

Adjustable Wrench 6"(150mm). Adjustable Wrench 12"(300mm).

Miscellaneous Tools

30Pc. Screwdriver & bit Set

In-Hex / Torx / Spline Bit Set 40Pc.

Multi-Grips 10"(250mm)

Combination Pliers 9"(230mm)

Locking Grip Pliers 10"(250mm)

Long Nose Pliers 6.1/2"(165mm)

Side Cutting Pliers 8.3/4"(222mm)

4Pc. Internal & External Circlip Plier Set

Computer Safe Circuit Tester

Ball Pein Hammer 24oz (675g)


16Pc. Punch & Chisel Set

Spider Oil Filter Wrench

12oz. Rubber Hammer

Upholstery Clip Remover

Heavy-Duty 12 Drawer Roller Bearing Tool Chest.



SAE / METRIC SOCKETS & WRENCHES (IN EVA FOAM INSERTS)

T&E TOOLS

1/4" 3/8" & 1/2" Sockets in EVA Tray

EV6640KIT 107Pc. SAE / Metric 1/4" / 3/8" & 1/2" Drive Sockets (EVA Tray)

107 Piece combination SAE & Metric Tool Kit, 1/4", 3/8" & 1/2" Drive sockets and accessories.

Contains: 1/2" Drive 12 Point SAE Sockets:

3/8", 7/16", 1/2", 9/16", 5/8", 11/16", 3/4", 13/16", 7/8", 15/16", 1", 1.1/16", 1.1/8", 1.3/16", 1.1/4".

1/2" Drive 12 Point Metric Sockets:

10mm, 11mm, 12mm, 13mm, 14mm, 15mm, 16mm, 17mm, 18mm, 19mm, 20mm, 21mm, 22mm, 23mm, 24mm, 26mm, 27mm, 30mm, 32mm.

Extensions: 3"(75mm), 5"(125mm), 10"(250mm).

Ratchet, Universal Joint, Adjustable Handle 15"

3/8" Drive 6 Point SAE Sockets: 1/4", 5/16", 3/8", 7/16", 1/2", 9/16", 5/8", 11/16", 3/4", 13/16", 7/8".

3/8" Drive 6 Point Metric Sockets: 6mm, 7mm, 8mm, 9mm, 10mm, 11mm, 12mm, 13mm, 14mm, 15mm, 16mm, 17mm, 18mm, 19mm, 20mm, 21mm, 22mm.

Spark Plug Sockets: 5/8" & 13/16". **Extensions:** 3"(75mm), 5"(125mm), 10"(250mm), **Ratchet, Universal Joint, Flex Handle, Flex Spin Handle**

1/4" Drive SAE 6 Point Sockets: 5/32", 3/16", 7/32", 1/4", 9/32", 5/16", 11/32", 3/8", 7/16", 1/2".

1/4" Drive Metric 6 Point Sockets: 4mm, 5mm, 6mm, 7mm, 8mm, 9mm, 10mm, 11mm, 12mm, 13mm.

Extensions: 2"(50mm), 6"(150mm), **Quick Release Ratchet, Spinner Handle 6"(150mm), Adjustable Handle 6"(150mm) Universal Joint**

1/4" Female x 3/8" Male Adaptor, 3/8" Female x 1/4" Male Adaptor, 3/8" Female x 1/2" Male Adaptor, 1/2" Female x 3/8" Male Adaptor.



Combination Wrenches in EVA Tray

EV5637KIT 27Pc. SAE / Metric Combination Ring & Open End Set in EVA Tray

New 27 Piece Combination SAE & Metric Ring and Open End wrench set. EVA foam insert tray holds all the wrenches firmly with access for fingers for easy removal. EVA foam has tough plastic coating with all sizes clearly printed on the surface.

SAE Combination Wrenches: 1/4", 5/16", 3/8", 7/16", 1/2", 9/16", 5/8", 11/16", 3/4", 13/16", 7/8", 15/16", 1".

Metric Combination Wrenches: 6mm, 7mm, 8mm, 9mm, 10mm, 11mm, 12mm, 13mm, 14mm, 15mm, 16mm, 17mm, 18mm, 19mm.

EV5367 SAE / Metric Ring & Open End EVA Tray.



1/4" 3/8" & 1/2" Sockets in EVA Tray

234135C 145Pc. 1/4", 3/8", 1/2" Drive SAE / Metric Socket Set (Tools only - In cardboard box)

Set Contains: 1/4" Drive: 6 Pt. SAE Sockets: 5/32", 3/16", 7/32", 1/4", 9/32", 5/16", 11/32", 3/8", 7/16", 1/2". **Deep Sockets:** 3/16", 7/32", 1/4", 9/32", 5/16", 11/32", 3/8", 7/16", 1/2"

Metric Sockets: 4mm, 4.5mm, 5mm, 5.5mm, 6mm, 7mm, 8mm, 9mm, 10mm, 11mm, 12mm, 13mm. **Deep Sockets:** 4mm, 5mm, 6mm, 7mm, 8mm, 9mm, 10mm, 11mm, 12mm, 13mm. **Accessories:** 6"(150mm) Extension, Quick Release Ratchet, Universal Joint, Spinner Handle 6"(150mm), 1/4" Drive Socket Rail x 4

3/8" Drive: 6 Point SAE Sockets: 1/4", 5/16", 3/8", 7/16", 1/2", 9/16", 5/8", 11/16", 3/4", 13/16", 7/8". **Spark Plug Sockets:** 5/8"(16mm) and 13/16"(21mm)

Deep Sockets: 5/16", 3/8", 7/16", 1/2", 9/16", 5/8", 11/16", 3/4", 13/16", 7/8". **6 Point Metric Sockets:** 6mm, 7mm, 8mm, 9mm, 10mm, 11mm, 12mm, 13mm, 14mm, 15mm, 16mm, 17mm, 18mm, 19mm, 20mm, 21mm, 22mm. **Deep Sockets:** 8mm, 9mm, 10mm, 11mm, 12mm, 13mm, 14mm, 15mm, 16mm, 17mm, 18mm, 19mm


Accessories: 3"(75mm), 10"(255mm) Extension, Quick Release Ratchet, Universal Joint, Adjustable Handle, 3/8" Drive Socket Rail x 4


1/2" Drive: 12 Point SAE Sockets: 3/8", 7/16", 1/2", 9/16", 5/8", 11/16", 3/4", 13/16", 7/8", 15/16", 1", 1.1/16", 1.1/8", 1.1/4"

Metric Sockets: 10mm, 11mm, 12mm, 13mm, 14mm, 15mm, 16mm, 17mm, 18mm, 19mm, 21mm, 22mm, 24mm, 27mm, 30mm, 32mm.

Accessories: 5"(125mm) Extension, Quick Release Ratchet, Adjustable Handle 15"(380mm), 1/2" Drive Socket Rail x 2

**Supplied in
Cardboard Carton**





Checker Board Plate Inside Cabinet & Universal Tool Holder Allows for Additional Tools to be Stored.

9425 303Pc. SAE / Metric Wall Cabinet Tool Set

Set Contains:

- 1/4" Drive 6Pt. Sockets:** **Metric:** 4mm, 5mm, 6mm, 7mm, 8mm, 9mm, 10mm, 11mm, 12mm, 13mm
- SAE:** 5/32", 3/16", 7/32", 1/4", 9/32", 5/16", 11/32", 3/8", 7/16", 1/2" **1/4" Drive Accessories:** 150mm Spinner Handle, 75mm Extension
- 3/8" Drive 6Pt. Sockets:** **Metric:** 8mm, 9mm, 10mm, 11mm, 12mm, 13mm, 14mm, 15mm, 16mm, 17mm, 18mm, 19mm
- SAE:** 3/8", 7/16", 1/2", 9/16", 5/8", 11/16", 3/4", 13/16", 7/8"
- 3/8" Drive Accessories:** 75mm & 150mm Extensions, Universal Joint, 3/8" Dr. Ratchet, 3/8" Reducing Adaptor, 16mm & 20.6mm Spark Plug Sockets
- 1/2" Drive 12Pt. Sockets:** **Metric:** 10mm, 11mm, 12mm, 13mm, 14mm, 15mm, 16mm, 17mm, 18mm, 19mm, 21mm, 22mm, 24mm, 27mm, 30mm, 32mm
- SAE:** 3/8", 7/16", 1/2", 9/16", 5/8", 11/16", 3/4", 13/16", 7/8", 15/16", 1", 1.1/16", 1.1/8", 1.1/4"
- 1/2" Drive Accessories:** 75mm, 125mm, 250mm Extensions, Universal Joint, 380mm Adjustable Handle, Quick Release Ratchet, Speed Brace
- SAE Combination Wrenches:** 1/4", 5/16", 3/8", 7/16", 1/2", 9/16", 5/8", 11/16", 3/4", 13/16", 7/8"
- SAE Long Ring Wrenches:** 1/4" x 5/16", 3/8" x 7/16", 1/2" x 9/16", 5/8" x 11/16", 3/4" x 7/8", 15/16" x 1"
- SAE Ignition Wrenches:** 7/32" x 7/32", 15/64" x 15/64", 1/4" x 1/4", 9/32" x 9/32", 5/16" x 5/16", 11/32" x 11/32", 3/8" x 3/8", 7/16" x 7/16"
- SAE Tube Spanners:** 1/4" x 9/32", 5/16" x 11/32", 3/8" x 7/16", 1/2" x 9/16", 19/32" x 5/8", 21/32" x 11/16", 3/4" x 13/16", 7/8" x 15/16" + 2 Tommy Bars
- SAE Flare Nut Wrenches:** 3/8" x 7/16", 1/2" x 9/16", 5/8" x 11/16" **SAE Hex Keys:** 5/64", 3/32", 1/8", 5/32", 3/16", 1/4", 5/16", 3/8"
- Metric Combination Wrenches:** 8mm, 10mm, 11mm, 12mm, 13mm, 14mm, 15mm, 16mm, 17mm, 19mm, 21mm
- Metric Long Ring Wrenches:** 8mm x 9mm, 10mm x 11mm, 12mm x 13mm, 14mm x 15mm, 16mm x 17mm, 18mm x 19mm
- Metric Ignition Wrenches:** 5mm x 5mm, 5.5mm x 5.5mm, 6mm x 6mm, 7mm x 7mm, 8mm x 8mm, 9mm x 9mm, 10mm x 10mm, 11mm x 11mm
- Metric Tube Spanners:** 6mm x 7mm, 8mm x 9mm, 10mm x 11mm, 12mm x 13mm, 14mm x 15mm, 16mm x 17mm, 18mm x 19mm, 20mm x 22mm
- Metric Flare Nut Wrenches:** 10mm x 12mm, 13mm x 14mm, 15mm x 17mm **Metric Hex Keys:** 2mm, 2.5mm, 3mm, 4mm, 5mm, 6mm, 8mm, 10mm
- Adjustable Wrenches:** 6"(150mm), 8"(200mm), 12"(300mm)
- 10mm Insert Bits:** 40Pc. Multi-Spline / Torx / In-Hex Bits 30mm & 75mm Long, 3/8" Drive & 1/2" Drive x 10mm Hex Bit Holders
- 250mm Multi-grip Pliers, 200mm Combination Pliers, 250mm Locking Grip Pliers, 200mm Long Nose Pliers, 180mm Side Cutting Pliers
- 1.6Kg Pick-Up Magnet, Internal / External Circlip Pliers, 26 Blade Feeler Gauge, 150mm Oil Filter Strap, Circuit Tester, 24oz Ball Pein Hammer
- 16oz Soft Face Hammer, 450mm Jimmy Bar, Gasket Scraper, 4Pc. O-Ring Pick Set, 6Pc. Precision Miniature Screwdriver Set
- Pin Punches:** 2mm, 3mm, 4mm, 5mm, 6mm, 8mm, **Taper Drifts:** 2mm, 3mm, 4mm, 5mm, 6mm, **Centre Punches:** 3mm, 4mm Point
- Cold Chisels:** 12mm, 18mm **Cape Chisels:** 5mm, 7mm Heavy-Duty Hacksaw, 225mm Magnetic Bit Driver, 510mm Universal Tool Holder
- 3 x Rib-lock Wrench Holders
- Screwdrivers:** 6 x 38mm, 4 x 75mm, 5 x 100mm, 6 x 100mm, 8 x 200mm, Slotted, #2 x 38mm, #0 x 75mm, #1 x 75mm, #2 x 100mm Phillips
- Offset Screwdrivers:** 8mm D/End Slotted, #1 & #2 Phillips, #1 & #2 Robinson Square, **Insulated Screwdriver:** 5 x 100mm
- 1/4" Hex Insert Bits:** 2mm, 3mm, 4mm, 5mm, 5.5mm, 6mm In-Hex, 5mm, 6mm Slotted, #1, #2 Phillips, #1, #2, #3 Pozidriv
- T10, T15, T20, T25, T27, T30, T40 Torx, 820mm x 250mm x 900mm Wall Cabinet

72" ROLLER CABINET & 32" WALL CABINET




Professional Tool Storage Systems

Full ball bearing slides . Double slides on deep drawers



Solid Timber Top Work Surface



72" Wide 22" Deep

TE72H2PRO 21 Drawer Ball Bearing Rollaway Cart 72" Width with Six 6" x 2" Castors

Quality crafted drawers have all exposed edges rolled or hemmed to increase strength and prevent injuries. Solid aluminium drawer pull handles for comfort and easy opening of drawers. Features full ball bearing slides for easy access. Double slides on deep drawers. Key locking system secures all drawers and compartments. Six 6" x 2" Rubber casters with grease nipples provide quiet movement and easy mobility over rough surfaces. The 38mm fully lacquered laminate timber top makes good for a work bench. All of the 21 drawers are fitted with liners including the top work surface.

Overall Dimensions

Width	Depth	Height	Weight
72"(1830mm)	22"(560mm)	46.1/2"(1183mm)	584lb(265.5kg)

Drawer Configuration

TE72H2PRO	Width	Depth	Height
Six Drawers Left	311mm	505mm	102mm
One Drawers Left	311mm	505mm	210mm
One Drawer Centre	956mm	505mm	207mm
Six Drawers Centre	956mm	505mm	102mm
Six Drawers Right	311mm	505mm	102mm
One Drawer Right	311mm	505mm	210mm

WC32 32" Wall Cabinet with Ball Bearing Drawer

Heavy duty design with internal locking system. Double panels with special steel peg board fitted on walls, sides and doors. Panels have two different punched holes to accept conventional steel peg board clips or the new nylon style clips. 60 Pieces of assorted nylon style clips are included.

Width	Depth	Height	Drawer Size	Weight
32"	9.7/8"	35.3/8"	30" x 7.7/8" x 2"	54lb
820mm	250mm	900mm	762 x 178 x 50mm	24kg

Nylon Clip Assortment Included With WC32 Cabinet



WC32 32" Wall Cabinet

Work Safely With Hand Tools - Wear Safety Goggles

Professional Tool & Maintenance Carts

TE4108CH 8 Drawer 41" Ball Bearing Top Chest

Quality crafted drawers have all exposed edges rolled or hemmed to increase strength and prevent injuries. Full length aluminium drawer pull handles for comfort & easy opening of drawers. Features full ball bearing slides for easy access. Double slides on deep drawers. Gas struts in chest lid for easy opening. All drawers fitted with non slip liners.

18.3/4" Deep Chest

Width	Depth	Height	Weight
41"(1041mm)	18.3/4"(476mm)	21.1/4"(540mm)	154lb(70kg)

TE4111RC 11 Drawer 41" Ball Bearing Rollaway Cabinet

Quality crafted drawers have all exposed edges rolled or hemmed to increase strength and prevent injuries. Full length aluminium drawer pull handles for comfort & easy opening of drawers. Features full ball bearing slides for easy access. Double slides on deep drawers. Robust 5" x 2" energy absorbing rubber casters with grease nipples, superior quality wheel brakes. All drawers fitted with non slip liners.

Width	Depth	Height	Weight
41"(1041mm)	19"(483mm)	41"(1041mm)	236lb(107.5kg)

Chest and cabinet can be purchased separately or as a complete unit



**41" Wide
18" Deep**

TE5410CH 10 Drawer 54" Ball-Bearing Top Chest

Quality crafted drawers have all exposed edges rolled or hemmed to increase strength and prevent injuries. Solid aluminium drawer pull handles for comfort & easy opening of drawers. Features full ball bearing slides for easy access. Double slides on deep drawers. Gas struts in chest lid for easy opening.

Width	Depth	Height	Weight
54"(1370mm)	26"(660mm)	25"(635mm)	480lb(218kg)

TE5412RC 12 Drawer 54" Ball-Bearing Rollaway Cart

Quality crafted drawers have all exposed edges rolled or hemmed to increase strength and prevent injuries. Solid aluminium drawer pull handles for comfort & easy opening of drawers. Features full ball bearing slides for easy access. Double slides on deep drawers. Robust 6" x 2" energy absorbing rubber casters with grease nipples, superior quality wheel brakes.

Width	Depth	Height	Weight
54"(1370mm)	26"(660mm)	42"(1065mm)	610lb(277kg)



**54" Wide
26" Deep**

Chest and cabinet can be purchased separately or as a complete unit



HIGH & LOW ROLLAWAY TOOL CABINETS



Pro Series Rollaway Cabinets feature ultra smooth ball bearing full length slides

TES305RB

5 Drawer Ball-Bearing Rollaway Cabinet

Width	Depth	Height	Weight
27.1/8"(688mm)	18"(458mm)	33.3/4"(860mm)	121lb(55kg)
Drawer Heights: 100mm, 100mm, 100mm, 100mm, 205mm.			

Robust 5" x 2" energy absorbing rubber casters with grease nipples, superior quality wheel brakes



Pro Series Rollaway Cabinets feature ultra smooth ball bearing full length slides

TEST306RB

6 Drawer Ball-Bearing Rollaway Cabinet

Width	Depth	Height	Weight
26.7/8"(680mm)	18"(458mm)	35"(890mm)	125lb(57kg)
Drawer Heights: 75mm, 75mm, 75mm, 75mm, 152mm, 152mm.			

Robust 5" x 2" energy absorbing rubber casters with grease nipples, superior quality wheel brakes



Pro Series Rollaway Cabinets feature ultra smooth ball bearing full length slides

TES300RB

3 Drawer Ball-Bearing Rollaway Cabinet

Width	Depth	Height	Weight
26.1/2"(675mm)	18"(460mm)	33.3/4"(860mm)	95lb(43kg)
Drawer Heights: 80mm, 80mm, 165mm, 290mm.			

Robust 5" x 2" energy absorbing rubber casters with grease nipples, superior quality wheel brakes



Pro Series Rollaway Cabinets feature ultra smooth ball bearing full length slides

TEST800RB

8 Drawer Ball-Bearing Rollaway Cabinet

Width	Depth	Height	Weight
26"(660mm)	18"(460mm)	41"(1040mm)	160lb(72kg)
Drawer Heights: 6 at 80mm, 1 at 100mm, 1 at 152mm.			

Full Height Cabinet 18" Deep to suit all Top Chests & Intermediate Chests



TE2603IC



12" Deep Chest



TE2603-16IC



16" Deep Chest



TRX2603



18" Deep Chest

Intermediate Roller Bearing Tool Chests

TE2603IC 3 Drawer Intermediate Chest (Ball-Bearing)

Three drawer intermediate chest to fit under any 12" (300mm) deep top chest. All drawers are fitted with heavy duty roller bearing slides and has a security key locking system for added security.

Width	Depth	Height	Weight
26"	12"	12"	37lb
660mm	305mm	305mm	16.5kg
3 Drawer Heights: 3" (75mm) 3" (75mm) 3" (75mm)			

TE2603-16IC 3 Drawer Deep Intermediate Chest (Ball-Bearing)

Three drawer intermediate chest to fit under any 16" (405mm) deep top chest. All drawers are fitted with heavy duty roller bearing slides and has a security key locking system for added security.

Width	Depth	Height	Weight
26"	16"	12"	40lb
660mm	405mm	305mm	18kg
3 Drawer Heights: 3" (75mm) 3" (75mm) 3" (75mm)			

TRX2603 3 Drawer 18" Deep Intermediate Chest (Ball-Bearing)

Three drawer intermediate chest to fit under any 18" (460mm) deep top chest. All drawers are fitted with heavy duty roller bearing slides and has a security key locking system for added security.

Width	Depth	Height	Weight
26.1/2"	18"	13.3/8"	60lb
675mm	460mm	340mm	26kg
3 Drawer Heights: 2" (50mm) 3" (75mm) 4" (105mm)			

Heavy-Duty Road Maintenance Tool Chests

RB2606 6 Drawer Heavy-Duty Road Maintenance Tool Chest

Industrial quality chest designed for heavy duty work & use on a maintenance vehicle. Fitted with dust shields & strong outer frame supports to keep the chest ridged. Dependable quality formed heavy duty one piece friction slides work smoothly under the heaviest loads. Fully fitted with drawer liners.

Specifications:

Width	Depth	Height	Weight
26.1/8"	13.3/4"	16.5/16"	75lb
665mm	350mm	415mm	34kg
6 Drawer Heights: 3 x 2"(50mm), 2"(50mm), 2"(50mm), 3"(75mm)			

TE3605RB 5 Drawer Heavy-Duty Road Maintenance Tool Chest

Industrial quality chest designed for heavy duty work & use on a maintenance vehicle. Fitted with dust shields & strong outer frame supports to keep the chest ridged. Dependable quality formed heavy duty one piece friction slides work smoothly under the heaviest loads. Fully fitted with drawer liners and has hardwood supports underneath to enable the unit to be lifted with a forklift.

Specifications:

Width	Depth	Height	Weight
36"	20"	27.1/2"	138lb
915mm	510mm	700mm	63kg
5 Drawer Heights: 2"(50mm), 2"(50mm), 2"(50mm), 2"(50mm), 5"(125mm)			



RB2606

13.3/4" Deep Chest



TE3605RB

20" Deep Chest

Ball Bearing Tool Chests

TES1000RB 10 Drawer Ball-Bearing Deep Top Chest

Quality crafted construction, featuring hemmed and rolled exposed edges, to increase strength and prevent injury . Chests and Rollaway Cabinets feature ultra smooth ball bearing full length slides on all drawers. This ensures full opening of each drawer. Lid has a reenforced panel support with support hinges on both sides. Extra heavy duty chrome plated carry side handles The chest is finished with high gloss UV outdoor paint to prevent paint fade

Specifications:

TES1000RB	Width	Depth	Height
Overall	660mm	400mm	500mm
Tray Area	660mm	400mm	75mm
6 Drawers	170mm	370mm	50mm
2 Drawers	570mm	370mm	50mm
2 Drawers	570mm	370mm	50mm
Weight	85lb.(39kg)		



TES1000RB

TES1612RB 12 Drawer Ball-Bearing Deep Top Chest

Quality crafted construction, featuring hemmed and rolled exposed edges, to increase strength and prevent injury . Chests and Rollaway Cabinets feature ultra smooth ball bearing full length slides on all drawers. This ensures full opening of each drawer. Lid has a reenforced panel support with support hinges on both sides. Extra heavy duty chrome plated carry side handles The chest is finished with high gloss UV outdoor paint to prevent paint fade

Specifications:

TES1612RB	Width	Depth	Height
Overall	660mm	400mm	500mm
Tray Area	660mm	400mm	75mm
6 Drawers	170mm	370mm	50mm
2 Drawers	570mm	370mm	50mm
2 Drawers	570mm	370mm	50mm
Weight	92lb.(42kg)		



TES1612RB

TES600RB 6 Drawer Ball-Bearing Deep Top Chest

Quality crafted construction, featuring hemmed and rolled exposed edges, to increase strength and prevent injury . Chests and Rollaway Cabinets feature ultra smooth ball bearing full length slides on all drawers. This ensures full opening of each drawer. Lid has a reenforced panel support with support hinges on both sides. Extra heavy duty chrome plated carry side handles The chest is finished with high gloss UV outdoor paint to prevent paint fade

Specifications:

TES600RB	Width	Depth	Height
Overall	(660mm)	305mm	380mm
Tray Area	(660mm)	303mm	75mm
2 Drawers	127mm	283mm	50mm
2 Drawers	591mm	283mm	50mm
1 Drawer	276mm	283mm	50mm
1 Drawer	591mm	283mm	85mm
Weight	48lb.(22kg)		



TES600RB

Portable Tool Chests

With
Tots Tray



TES320RB

TES320RB 3 Drawer Portable Chest

This 3 drawer portable chest features smooth action slides with a cantilever tray in the top lid section. It has a shining coated finish with UV non-fade painted surface. Two chrome latches and key locking mechanism for added security.

Width	Depth	Height	Weight
20.1/2"	8.1/2"	11.1/2"	20lb
530mm	217mm	291mm	8.8kg
3 Drawer Heights: 2"(50mm) 2"(50mm) 2"(50mm)			

8.1/2" Deep
Chest



HP2331

HP2331 23" 3 Drawer Plastic Tool Box

Shell made from high impact polypropylene resins. Three steel drawers with full extension slides that lock when lid is closed. Front foot design stabilizes box when drawers are open.

Specifications

Width	Depth	Height	Weight
23"	10.1/4"	13.3/4"	15lb
585mm	260mm	350mm	7kg
3 Drawer Heights: 2.1/4"(55mm) 2.1/4"(55mm) 2.1/4"(55mm)			

10.1/2" Deep
Chest



TS301

Mobile Service Cart

TS301 3-Shelf Service Cart

Features three red enamel 3"(75mm) deep trays, heavy duty steel uprights and heavy-duty rubber swivel casters fitted with brakes and with a tubular steel tray handle.

Specifications

Width	Depth	Height	Weight
29.1/2"	17.5/16"	38"	47lb
750mm	440mm	965mm	21kg
6 Tray Heights: 3" (75mm) 3" (75mm) 3" (75mm)			

Add-On Roller Bearing Side Cabinet

TE1806SC 6 Drawer Ball-Bearing 16" Side Cabinet

Full length side cabinet that easily attaches to all of the rollaway cabinets giving three extra deep drawers, 100mm, 100mm & 300mm and three 75mm drawers.

Features ultra smooth ball bearing full length slides on all drawers. This ensures full opening of each drawer. Full length aluminium drawer pull handles for comfort & easy opening of drawers. Features full ball bearing slides for easy access. Double slides on deep drawers.

Specifications

Width	Depth	Height	Weight
16"	18"	34"	102lb
405mm	460mm	865mm	46.5kg
6 Drawer Heights: 100mm, 75mm, 75mm, 75mm, 100mm, 300mm			



18" Deep
Chest



TE1806SC

**Full Range of Tool Chests and Cabinets
on Pages 18 to 29 of T&E Tools
C2009 Catalogue**




2 & 3 Tier Cantilever Tool Boxes

HB452 Two Tier Cantilever Tool Box (Swivel Casters)

Highest quality two tier cantilever portable tool box. The base and sides have steel checker plate material to add strength. The smooth action cantilever trays rest on the base when fully opened to support the weight. There are 16 drawer dividers that can be placed in any position or removed as required. Solid 2" swivel casters are easily fixed or detached from the base.

Specifications:

Width	Depth	Height	Weight
20.7/8"	8.11/16"	11.5/8"	13lb
530mm	220mm	295mm	6kg
Compartments:	2 Cantilever Trays plus Base area.		



HB452

Features
Detachable
Swivel Casters


Drawer Dividers
are removable and
store in end of trays

HB453 Three Tier Cantilever Tool Box (Swivel Casters)

Highest quality three tier cantilever portable tool box. The base and sides have steel checker plate material to add strength. The smooth action cantilever trays rest on the base when fully opened to support the weight. There are 32 drawer dividers that can be placed in any position or removed as required. Solid 2" swivel casters are easily fixed or detached from the base.

Specifications:

Width	Depth	Height	Weight
20.7/8"	8.11/16"	13.3/4"	19lb
530mm	220mm	350mm	9kg
Compartments:	3 Cantilever Trays plus Base area.		



HB453

Features
Detachable
Swivel Casters

51" Roller Bearing Chest & Cabinet

TRX5210 10 Drawer 51" Ball Bearing Chest

Full width drawers on both sides of the chest. Quality crafted drawers have all exposed edges rolled or hemmed to increase strength and prevent injuries. Solid aluminium drawer pull handles for comfort & easy opening of drawers. Features full ball bearing slides for easy access. Double slides on deep drawers. Double hinges in chest lid for easy opening. Drawer liners are fitted to all drawers. Central key locking system for added security.

Specifications:

Width	Depth	Height	Weight
51.1/8"	17.13/16"	19.3/4"	185lb
1300mm	450mm	500mm	84kg
10 Drawer Heights:	6 at 2"(50mm), 2 at 3"(75mm), 4 at 4"(100mm)		



18" Deep Chest to suit
TRX5213 Roller Tool Cart

Drawer liners
fitted to all Drawers

TRX5210

TRX5213 13 Drawer Traxx 52" Roller Cart

Full width drawers on both sides of the cabinet. Quality crafted drawers have all exposed edges rolled or hemmed to increase strength and prevent injuries. Solid aluminium drawer pull handles for comfort & easy opening of drawers. Features full ball bearing slides for easy access. Double slides on deep drawers. Robust 6" x 2" energy absorbing rubber casters with grease nipples, superior quality wheel brakes.

Specifications:

Width	Depth	Height	Weight
51.5/8"	20"	42.1/2"	369lb
1311mm	508mm	1080mm	168kg
10 Drawer Heights:	1 at 4"(105mm), 2 at 2.9/16"(65mm), 4 at 6.1/2"(165mm)		



TRX5213

Polyurethane Garage Creeper



TL8604

TL8604 40" Polyurethane Garage Creeper With Magnetic Trays

Extra heavy duty moulded garage creeper made from tough polyurethane and fitted with six 3" swivel fully ball bearing castors. Two large magnetic trays will keep tools and parts together while working. Larger wheels enable the creeper to travel on rough and uneven surfaces, yet maintain a low clearance.

Length: 1010mm **Width:** 476mm **Height:** 115mm
Weight: 5.4kg.

TL8604-C Replacement Castors & Bolts Set For 40" Polyurethane Garage Creeper



KT3457A

Polypropylene Work Seat & Carry Box

KT3457A Utility Carry Box with Castors

Made from tough nylon (PA) material to prevent cracking or breaking. Swivel castors can be removed and can be stacked with interlocking holes. Ideal for storing the tools that are required for a specific job.

Specifications:

Width	Depth	Height	Weight
22.1/2"(567mm)	13.1/2"(340mm)	9.1/2"(240mm)	3lb(1.36kg)



KT201AS

KT201AS Rolling Work-Seat With Drawer

A composite seat and tool storage unit with a lockable steel security drawer. Lots of room in the storage area under the drawer. Solid polypropylene and fibre construction with round aluminium uprights. Comfort grip handles and fully swivel castors make this an added workshop commodity.

Specifications:

Width	Depth	Height	Weight
22.1/2"(567mm)	13.1/2"(340mm)	9.1/2"(240mm)	3lb(1.36kg)
Drawer Size: 15.9/16" x 11.5/8" x 1.7/8" (395mm x 295mm x 48mm)			

Stainless Steel / Polypropylene Tool Box

HM1018 18.1/2" Portable Tool Box Polypropylene / Stainless Steel

Tough Polypropylene body, stainless steel lid, wrap around metal casing heavy locking clips.
Size: 470mm x 220mm x 210mm 5lb(2.3kg).

HM1020 20" Portable Tool Box Polypropylene / Stainless Steel

Tough Polypropylene body, stainless steel lid, wrap around metal casing heavy locking clips.
Size: 510mm x 285mm x 250mm 8lb(3.5kg).

HM1223 23" Portable Tool Box Polypropylene / Stainless Steel

Tough Polypropylene body, stainless steel lid, wrap around metal casing heavy locking clips.
Size: 584mm x 355mm x 290mm 12lb(5.5kg).

HM1225 Three in One Portable Tool Boxes Polypropylene / Stainless Steel

The Three portable stainless steel boxes all packaged as one at an economical cost. Note: The intermediate and large size tote trays are packed separately.

All Polypropylene / Stainless Steel Boxes Include Tote Trays.



HM1225

All 3 boxes in one pack

Tool Storage Work Stations

T1995 5 Drawer Work Station

Extra heavy-duty work bench. Robust unit features five locking roller bearing drawers. Super strong construction with all steel fabrication including the top work surface with a work area of 70 square centimetres. Two large open shelves give extra storage space. The entire unit has factory finish powder coating.

Specifications

Width	Depth	Height	Weight
54"	20"	34"	84lb
1372mm	508mm	865mm	38kg
5 Drawers :	17.9/16" x 16.1/2", 4" (446mm x 420mm x 100mm)		



T1995

T1996 5 Drawer Work Station with Display Panel

Extra heavy-duty work bench. Robust unit features five locking roller bearing drawers. Super strong construction with all steel fabrication. The laminated timber work surface gives a work area of 150 square centimetres. Large open shelf area gives extra storage space. A four panel display area attached at the rear to set out the most used working tools is attached to complete the work station. The entire unit has factory finish powder coating.

Specifications

Width	Depth	Height	Weight
74.7/8"	31.1/8"	59.1/8"	108lb
1900mm	790mm	1500mm	49kg
5 Drawers:	3at(393 x 500 x 100mm) 2at(393 x 500 x 100mm)		



T1996

Steel Work Benches with Drawers

WB5507 7 Drawer Heavy Duty Work Bench

Extra thick hard wearing MDF craft-wood bench top surface. Work bench includes seven storage drawers with steel peg board sides for additional tool storage.

Specifications

Width	Depth	Height	Weight
60"	24"	37.1/4"	100lb
1524mm	610mm	948mm	45kg
7 Drawer Heights:	4 at 75mm, 2 at 100mm, 1 at 200mm		



WB5507

T2000 Heavy-Duty Work Bench

Extra heavy-duty work bench. Robust unit features three independently locking roller bearing drawers. Super strong construction with all horizontal members fabricated from 1/8" plate steel. Entire unit has factory finish powder coating.

Specifications

Width	Depth	Height	Weight
79"	25"	34"	265lb
2000mm	640mm	860mm	120kg
3 Drawer Heights:	3 at 4.1/4"(105mm)		




T2000

All Horizontal Members
Fabricated From 1/8" Plate Steel



Work Safely With Hand Tools - Wear Safety Goggles

EVA Socket & Combination Wrench Trays



EV6640

EV6640 SAE / Metric 1/4" / 3/8" / 1/2" Drive EVA Tray

EVA foam insert for 1/4", 3/8" and 1/2" drive sockets and accessories, (107 pieces). EVA foam insert tray holds all sockets and accessories firmly with access for fingers for easy removal. EVA foam has a tough plastic coating with all sizes clearly screen printed on the surface. Available with tools, EV6640KIT on page R10.



EV5637 27Pc. SAE / Metric Combination Ring & Open End Set in EVA Tray

EVA foam insert for 27 Piece Combination SAE & Metric Ring and Open End wrench set. EVA Foam insert tray holds all the wrenches firmly with access for fingers for easy removal. EVA foam has a tough plastic coating with all sizes clearly screen printed on the surface. Available with tools, EV5637KIT on page R10.

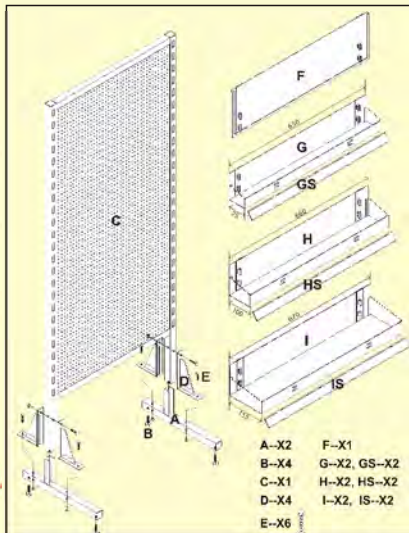
DSKT Display Stand for Impact Sockets

Newly developed display stand for large impact sockets. It can accommodate 3/4" drive, 1" drive and 1.1/2" drive sockets, chrome or impact. Socket sets and other smaller sets will also fit onto the display. The metal pegboard between the shelves can be used as an area to display socket accessories and bars. The reverse side pegboard (C) can also be used for a further display area. T&E Tools can print product information strips to insert into the clear plastic holders designed to your selection and needs.

Specifications:

DSKT Display	Width	Depth	Height
Overall	660mm	355mm	1540mm
Tray (A)	650mm	75mm	110mm
Tray (B)	660mm	100mm	125mm
Tray (C)	670mm	155mm	125mm
Tray (D)	650mm	75mm	110mm
Tray (E)	660mm	100mm	125mm
Tray (F)	670mm	155mm	125mm
Weight:	56.3lb.(25.6kg.)		

EV5637



DSKT

HM5036 28" Carpenters Tool Box

Shell made from high impact polypropylene resins. Dual latch locking system, fitted with lift out tote tray. Maximum length for extra long tool items.

Specifications:

Width	Depth	Height	Weight
28"	13.3/8"	7.5/8"	5.06lb
710mm	313mm	192mm	2.3kg
1 Tote Tray:	700mm x 160mm x 50mm		




HM5036

HM5009 36" Carpenters Tool Box

Shell made from high impact polypropylene resins. Dual latch locking system, fitted with lift out tote tray. Maximum length for extra long tool items. Fitted with extra large wheels & extended handle. Special storage clips fitted into lid for saws levels etc.

Specifications:

Width	Depth	Height	Weight
36"	20.1/8"	17.3/8"	28.6lb
920mm	510mm	440mm	13kg
1 Tote Tray:	320mm x 500mm x 50mm		



HM5009

SOCKET / WRENCH TOOL HOLDERS & PARTS COMPARTMENTS

T&E TOOLS

Tool Holders & Parts Storage

Assorted Cases with Clip On Compartments

KT918 & KT612 feature individual compartments that are stored in a tough open out carry case. Each compartment has a belt clip and the see through tough composite plastic design allows you to identify contents at a glance. A great kit to have on sight.

KT918 Case H.330 x D.145 x W. 300mm 18 Compartments.

KT612 Case H.330 x D.145 x W. 300mm 15 Compartments.
Small Trays: 75 x 65 x 100mm. Large Trays: 75 x 65 x 150mm.

KT918-DIV
Dividers for
Compartments



KT918



KT612

WH209 Extendable Magnetic Tool Holder

This magnetic tool holder can be used separately or can be linked together to extend the length to the required measurement.

The extended lengths when linked can be screwed to the wall, bench or display to hold tools or parts in an orderly manner.

Length: 9"(227mm) **Width:** 1.3/8"(35mm)



WH209

WH208 Universal Tool Holder (Spring Clamp Type)

The universal clamp for hanging and displaying tools. Easy & quick fixing of any object from screwdrivers to testers.

Two flexible plastic straps embrace each item without damaging it. Withdrawal is child's play, just pull the item off and it's free.

All straps are of unbreakable, oil and cold resistant plastic material, extremely tough, flexible and long lasting.

Length: 17"(430mm) **Width:** 1.1/2"(38mm)



WH208

WH365 Universal Hose & Tool Holder (Clamp Type)

The universal clamp for hanging and displaying larger tools. Easy & quick fixing of any object. From cleaning tools, garden tools etc. The holder incorporates two hooks for storing hoses.

Two spring loaded plastic clamps embrace each item without damaging it. All clamps are of unbreakable, oil and cold resistant plastic material, extremely tough, flexible and long lasting.

Length: 16"(404mm) **Width:** 3.1/2"(90mm)



WH365

BH001 12Pc. Steel Hook Wrench Organizer

Wall mounting type with 12 movable hook designed clip studs for all kinds of wrenches.

Hook Sizes: 12 pieces 4.5mm Diameter x 65mm Long.

Anti-theft display card, transparent screw box, mounting instructions included.

Materials: Back plate ABS

Clips: Chrome plated steel.

Bar: Aluminium

Length of Aluminium Bar: 430mm

Overall Length: 490mm



BH001

5997 X-Large Magnetic Tool Holder

This extra large magnetic tool holder holds and organises most sockets, wrenches, pliers etc. Magnet on the back of the holder mounts easily to bottom of tool drawer, side of the tool chest or any flat ferrous surface.

Length: 19.3/4"(500mm)



5997

5943 1/4" / 3/8" / 1/2" Socket Organizer

Holds & stores 1/4", 3/8" & 1/2" Drive sockets securely. The chrome plated socket rails can be separated or kept together on the hang tag. Vinyl grip handles for ease of grip & portability. 1/4" & 3/8" Drive with 14 clips. 1/2" Drive with 12 clips.

Length: 17.3/4"(450mm)



5943



KEY800RB KEY1000RB KEY1612RB KEY4108RB KEY4111RB



SL600RB

SL1000RB & SL1612RB

SL800RB

SL4108RB & SL4111RB

Replacement Lock & Keys

- KEY800RB Lock & Key for TEST800RB Cabinet
- KEY1000RB Lock & Key for TES1000RB Chest
- KEY1612RB Lock & Key for TES1612RB Chest
- KEY4108CH Lock & Key for TE4108CH Chest
- KEY4111RC Lock & Key for TE4111RC Cabinet

Replacement Roller Bearing Slides

- SL600RB Roller Bearing Slides (Pr.) TES600RB Chest
- SL800RB Roller Bearing Slides (Pr.) TEST800RB Cabinet
- SL1000RB Roller Bearing Slides (Pr.) TES1000RB Chest
- SL1612RB Roller Bearing Slides (Pr.) TES1612RB Chest
- SL4108RB Roller Bearing Slides (Pr.) TE4108CH Chest
- SL4111RB Roller Bearing Slides (Pr.) TE4111RC Cabinet

Replacement Roller Bearing Castors

- 70058 Mega Series 4Pc. Castor Set 5" x 2" (Rubber)
Suits 41" wide rollaway carts
- 70059 Mega Series 4Pc. Castor Set 6" x 2" (Rubber)
Suits 54" and 72" wide rollaway carts

Tool Chest & Cabinet Touch Up Paint

- 71002 Red Touch-Up Paint (Spray On) 12oz (455ml)
- 71102 Red Touch-Up Paint (Brush On) 0.6oz (17 ml)



71002



71102



70058 5" Castor Set



70059 6" Castor Set

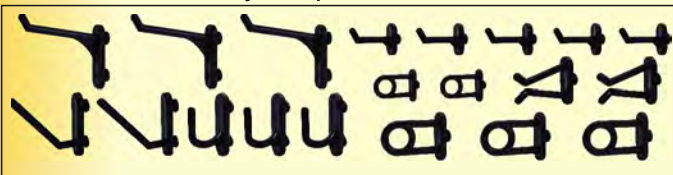
Cabinet & Pegboard Display Hooks

PBC10 20Pc. Assorted Plastic Clip Set

For Steel Peg Board & on W32 Cabinet & T1996 Workbench

Strong plastic clips that securely lock into the steel pegboard used on the W32 wall cabinet. They will hold all types of tools and three sets of clips are supplied with each wall cabinet.

PBC10 20Pc. Assorted Nylon Clip Set



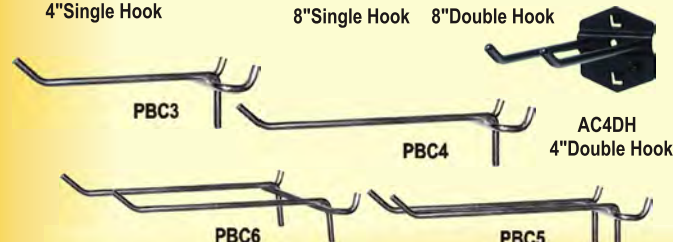
- AC1SH 1" Single Hook For square hole panel boards.
- AC1DH 1" Double Hook For square hole panel boards.
- AC2SH 2" Single Hook For square hole panel boards.
- AC2DH 2" Double Hook For square hole panel boards.
- AC4SH 4" Single Hook For square hole panel boards.
- AC4DH 4" Double Hook For square hole panel boards.
- AC8SH 8" Single Hook For square hole panel boards.
- AC8DH 8" Double Hook For square hole panel boards.
- ACUH U Shape Hook For square hole panel boards.
- AC20 20Pc. Hook Set Assortment of twenty of the clips above.



AC1SH 1"Single Hook AC1DH 1"Double Hook AC2SH 2"Single Hook AC2DH 2"Double Hook ACUH U Shape Hook



AC4SH 4"Single Hook AC8SH 8"Single Hook AC8DH 8"Double Hook




PBC3 PBC4 AC4DH 4"Double Hook

PBC6 PBC5

- PBC3 3" Single Peg Board Clip Chrome Plated. Dia.: 5mm
- PBC4 4" Single Peg Board Clip Chrome Plated. Dia.: 5mm
- PBC5 4" Double Peg Board Clip *Narrow* Chrome Dia.: 5mm
- PBC6 4" Double Peg Board Clip *Wide* Chrome Dia.: 5mm

General Wrenches	Page No. R25 to R35
Angle Wrenches 15° & 60° Offset	Page No. R25, R27
Gear Ratchet Ring Wrenches Quad-Box	Page No. R26
Gear Ratchet Combination Ring & Open End Wrench	Page No. R28
Ring End Wrenches	Page No. R32
Combination Ring & Open End Wrenches	Page No. R28 to R35
Open End Wrenches (Whitworth)	Page No. R32
Super Thin Adjustable Wrenches	Page No. R26
Flex-Head Flare Nut Wrenches	Page No. R25 to R30
Crowsfoot Wrenches 1/2" Drive	Page No. R29
Single Open End Service Wrenches	Page No. R27
Heavy Duty Aluminium Pipe Wrench	Page No. R26
Speciality Wrenches	Page No. R25 to R31
Motorcycle Wrenches	Page No. R28
Drain Plug Wrenches	Page No. R31
Damper Pulley Holder Ring Wrenches	Page No. R25, R31
Fuel Injection Flare Nut Wrench	Page No. R25
Fuel Tank Sender Wrench	Page No. R31
Drum Plug opener Wrench	Page No. R26
Motorcycle Front Wheel Spindle Wrench	Page No. R31
Flex-Head Double Sided Stuctual Wrench	Page No. R29
Torque Wrenches	Page No. R26 to R34
Torque Adaptors 3/8" Drive	Page No. R29
Direct Beam Torque Wrenches	Page No. R26
Interchangeable Head Torque Wrenches	Page No. R31
Digital Torque Wrenches & Torque Multipliers	Page No. R33, R34
VDE Insulated Tools	Page No. R37 to R40
VDE Insulated Sockets, Wrenches, Pliers, Screwdrivers	Page No. R37 to R40





49110M
9Pc. Set

This is an additional set to the sets listed on page 451 of catalogue C2009

Metric 15° - 60° Angle Wrenches

49110M 9Pc. Large Metric Angle Wrench Set

Sizes: 24mm, 25mm, 26mm, 27mm, 28mm, 29mm, 30mm, 31mm, 32mm.

Metric Open End Angle Wrenches 15° - 60° Offset

Individual Sizes:

Available Separately

Part No.	Size	Description	Length
49024M	24mm	Angle Double Open End Wrench	245mm
49025M	25mm	Angle Double Open End Wrench	260mm
49026M	26mm	Angle Double Open End Wrench	260mm
49027M	27mm	Angle Double Open End Wrench	280mm
49028M	28mm	Angle Double Open End Wrench	280mm
49029M	29mm	Angle Double Open End Wrench	300mm
49030M	30mm	Angle Double Open End Wrench	300mm
49031M	31mm	Angle Double Open End Wrench	320mm
49032M	32mm	Angle Double Open End Wrench	320mm



4367



Damper Pulley Holder Wrenches

4367 Damper Pulley Holder Ring Wrenches

Extra long single end half moon ring wrenches designed to reach into difficult areas for removal and replacement of bolts securing the damper pulleys on late model European engines.

Set consists of five individual ring wrenches

Sizes: 13mm, 15mm, 16mm, 17mm 19mm.

Individual Sizes

Available Separately

Part No.	Size	Description	Length
4367-13	13mm	Damper Pulley Holder Ring Wrench	470mm
4367-15	15mm	Damper Pulley Holder Ring Wrench	470mm
4367-16	16mm	Damper Pulley Holder Ring Wrench	470mm
4367-17	17mm	Damper Pulley Holder Ring Wrench	470mm
4367-19	19mm	Damper Pulley Holder Ring Wrench	470mm

4368 Damper Pulley Holder Flare Wrenches

Extra long single end half moon flare nut wrenches designed to reach into difficult areas for removal and replacement of bolts securing the damper pulleys on late model European engines.


Set consists of five individual wrenches:

Sizes: 13mm, 15mm, 16mm, 17mm 19mm.

Individual Sizes

Available Separately

Part No.	Size	Description	Length
4368-13	13mm	Damper Pulley Holder Flare Wrench	470mm
4368-15	15mm	Damper Pulley Holder Flare Wrench	470mm
4368-16	16mm	Damper Pulley Holder Flare Wrench	470mm
4368-17	17mm	Damper Pulley Holder Flare Wrench	470mm
4368-19	19mm	Damper Pulley Holder Flare Wrench	470mm



4368

Diesel Fuel Injector Wrenches

CRW22S 22mm Diesel / Fuel Injector Wrench

Sturdy swivel head design with 22mm Double hex and 22mm single hex at each end, Flare nut openings allows fitting over injector pipe lines.

Application: VW -Audi, BMW, Mercedes,

Ford, Opel, Vauxhall, Peugeot, Renault, Seat, Skoda, etc.

Openings: 22mm 6 Point & 12 Point **Length:** 10"(250mm)



CRW22S

CRW220 22mm Offset Diesel Fuel Injector Wrench

Sturdy swivel head design with 22mm single hex flare nut openings at each end and 30° offset handle. For use on diesel fuel injector lines.

Application: VW -Audi, BMW, Mercedes, Ford, Opel, Vauxhall, Peugeot, Renault, Seat, Skoda, Most Japanese cars etc.

Openings: 22mm 6 Point Flare Nut Ring **Length:** 10"(250mm)



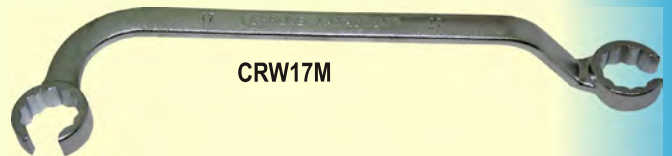
CRW220

Quad-Box Ratchet & Fuel Injector Wrenches

CRW17M 17mm Diesel / Fuel Injector Flare Nut Wrench

Both 17mm flare nut ring ends are unilaterally bent at both ends to reach into difficult areas of injection lines on diesel engines.

Openings: 17mm 12Point x 17mm 12Point
Length: 10"(250mm)



CRW17M

Metric Quad-Box Double Ring Ratchet Wrenches Twelve Sizes on Three Wrenches

13992 Metric Quad-Box Ratchet Wrench Set

Sizes: 8mm x 10mm & 12mm x 13mm,
9mm x 11mm & 14mm x 15mm
16mm x 17mm & 18mm x 19mm

72 Teeth Quad-Box Double Ring Ratchet Wrenches.

Individual Sizes:

Available Separately

Part No.	Size	Description	Length
59308	8mm x 10mm & 12mm x 13mm	4-In-1 12Pt Metric Quad-Box Double Ring Ratchet Wrench	160mm
59309	9mm x 11mm & 14mm x 15mm	4-In-1 12Pt Metric Quad-Box Double Ring Ratchet Wrench	180mm
59316	16mm x 17mm & 18mm x 19mm	4-In-1 12Pt Metric Quad-Box Double Ring Ratchet Wrench	230mm



59316



59309



59308

13992 3Pc Metric Quad-Box Wrench Set

Super Thin Adjustable Wrenches

Super thin head allows use in limited and narrow spaces. Extra wide jaw opening as per table. Features deep throat jaw depth which is 30% greater than standard wrenches. Metric scale on front side. Hot forged handle and jaw with full heat treatment. Perfectly matched knurl and teeth of jaw for smooth running. World wide industrial standard specifications.

Part No.	Max. Opening	Opening mm	Length	Weight
10806	1.3/8"	35mm	6"(150mm)	125g
10808	1.1/2"	38mm	8"(200mm)	255g
10810	2"	50mm	10"(250mm)	420g



10806



10808



10810


Forged Aluminium Heavy-Duty Pipe Wrench

AW1548 48" Aluminium Heavy Duty Pipe Wrench

Lightweight drop forged aluminium bodied industrial pipe wrench features drop forged steel jaws to provide maximum strength.

Full floating hook jaw provides instant grip with easy release. Large knurl and power threads provide fast, positive jaw adjustment.

Opening: 6" (150mm)
Length: 48"(1200mm) **Weight:** 885g.




AW1548

Torque Wrench & Drum Plug Opener

7921-150 150Ft/lb 200Nm Beam Torque Wrench

Beam type torque wrenches have no springs or friction parts therefore their accuracy remains constant over a longer period. The deflection beam & needle allow increment readings required for reading tensions on a gradual scale.

Size: 1/2" Square Drive **Increments:** 5Ft/Lb (5.0Nm)
Range: 0-150Ft/Lb (0-200Nm). **Length:** 19" (480mm)



7921-150

WH380 Drum Plug / Drum Lid Opener Wrench

The Drum Plug / Lid Opener is made from tough alloy and features a fine curved jaw with a lever rest on one side to open all types of drums or pails. On the other side are two strong pins to fit into most drum plugs to screw them out for removal and to tighten them securely.

Length: 11.1/4"(286mm)



Two Pins

Curved Jaw & Lever

WH380

Extra Large SAE Sizes. Additional to Sizes Shown on Page 451 of C2009 Catalogue

15° & 60° Open End Angle Wrenches (SAE)

Wrenches feature extra slim open end jaws required for servicing on trucks, tractors and hydraulic lines etc. They are forged from chrome alloy steel and the 15° & 60° heads with narrow jaws enable them to reach inaccessible areas.

49110 10Pc. SAE Angle Wrench Set 1.5/16" - 2"

Can be used in four different turning angles for greater access in tight working areas. Drop forged from Alloy Steel.

Chrome plated with polished finish.

Sizes: 1.5/16", 1.3/8", 1.7/16", 1.1/2", 1.5/8", 1.11/16", 1.3/4", 1.13/16", 1.7/8", 2".

Supplied in two vinyl pouches.

Individual Sizes

Available Separately

Part No.	Size	Description	Length
49042	1.5/16"	15° & 60° Open End Angle Wrench	355mm
49044	1.3/8"	15° & 60° Open End Angle Wrench	355mm
49046	1.7/16"	15° & 60° Open End Angle Wrench	394mm
49048	1.1/2"	15° & 60° Open End Angle Wrench	394mm
49052	1.5/8"	15° & 60° Open End Angle Wrench	419mm
49054	1.11/16"	15° & 60° Open End Angle Wrench	439mm
49056	1.3/4"	15° & 60° Open End Angle Wrench	457mm
49058	1.13/16"	15° & 60° Open End Angle Wrench	465mm
49060	1.7/8"	15° & 60° Open End Angle Wrench	465mm
49064	2"	15° & 60° Open End Angle Wrench	483mm

49008M 8mm 10° & 60° Open End Angle Wrench

Additional size to the range shown on page 451 of C2009 catalogue

Single Open End Service Wrenches (Metric)

Metric sizes, additional to sizes on page 425 of C2009 catalogue

Wrenches feature extra slim open end jaws required for servicing on trucks, tractors and hydraulic lines etc. They are forged from chrome alloy steel and the short handles with narrow jaws enable them to reach inaccessible areas.

99215M 15Pc. Metric Open End Service Wrench Set

Set Contains: 20mm, 21mm, 22mm, 23mm, 24mm, 26mm, 27mm, 28mm, 29mm, 30mm, 32mm, 33mm, 34mm, 35mm, 36mm.

Individual Sizes

Available Separately


Part No.	Wrench Size	Length	Part No.	Wrench Size	Length
S9020M	20mm Open End	165mm	S9029M	29mm Open End	184mm
S9021M	21mm Open End	165mm	S9030M	30mm Open End	184mm
S9022M	22mm Open End	165mm	S9032M	32mm Open End	190mm
S9023M	23mm Open End	172mm	S9033M	33mm Open End	190mm
S9024M	24mm Open End	172mm	S9034M	34mm Open End	197mm
S9026M	26mm Open End	178mm	S9035M	35mm Open End	200mm
S9027M	27mm Open End	181mm	S9036M	36mm Open End	203mm
S9028M	28mm Open End	181mm			

3302-63 63mm Single Open End Wrench

Additional size to single open end wrenches shown on page 451 of C2009 catalogue

3333-145 145mm Slogging Offset Ring Wrench

Additional size to offset slogging wrenches shown on page 455 of C2009 catalogue



Gear Ratchet Wrenches & Combination Wrenches

13126A 26Pc. Metric Pro-Line Combination Wrench Set


- Features:**
- Forged from 6140 Alloy Steel
 - Ring End Features Surface Drive
 - Full Mirror Chrome Finish

Our most complete set of metric combination wrenches.

Includes all sizes from 6mm to 32mm.

Sizes: 6mm, 7mm, 8mm, 9mm, 10mm, 11mm, 12mm, 13mm, 14mm, 15mm, 16mm, 17mm, 18mm, 19mm, 20mm, 21mm, 22mm, 23mm, 24mm, 25mm, 26mm, 27mm, 28mm, 29mm, 30mm & 32mm. Combination Ring & Open End Wrenches.

Supplied in a tough canvas / vinyl wallet.



13025A 25Pc Metric Gear/Ratchet Combination Wrench Set

- Features:**
- 72 Teeth Fine Ratchet Mechanism
 - Forged from 6140 Alloy Steel
 - Ring End Features Surface Drive
 - Full Mirror Chrome Finish

Includes all sizes from 6mm to 28mm, Plus 30mm and 32mm.

Sizes: 6mm, 7mm, 8mm, 9mm, 10mm, 11mm, 12mm, 13mm, 14mm, 15mm, 16mm, 17mm, 18mm, 19mm, 20mm, 21mm, 22mm, 23mm, 24mm, 25mm, 26mm, 27mm, 28mm, 30mm, 32mm. 72 Teeth Gear/Ratchet Ring & Open End Wrenches.

Supplied in a tough canvas / vinyl wallet.



Wrenches For Motorcycle Fasteners

C7038 4Pc. Motorcycle Wrench Set

This new set of four extra slim, flat ring wrenches incorporates a total of eleven metric sizes. They have both single hex (6point) and double hex (12point) ring openings. These wrenches have a multitude of uses on motorcycle fasteners. **Set Contains:**

- C7038-1** 17mm x 24mm Flat thin ring wrench.
- C7038-2** 17mm x 27mm Flat thin ring wrench. (17mm end has 6 point & 12 point)
- C7038-3** 22mm x 27mm Flat thin ring wrench. (22mm end has 6 point & 12 point)
- C7038-4** 22mm x 32mm Flat thin ring wrench. (22mm end has 6 point & 12 point)

Supplied in tough canvas wallet.





CRW1200



CRW0600



93222

NEW TA018M 18mm is only available seperately



61824



2015B

Flare Nut Crowfoot Wrenches

CRW1200 12Point. Flare Nut Crowfoot Wrenches

12 Point 1/2"Drive flare nut crowfoot wrench set contains sizes 12mm to 19mm as listed in table below. Made from chrome alloy steel, heat treated. Supplied in blow mold case.

Individual Sizes:

Available Separately

Part No.	Size	Drive	Description	Length
CRW1212	12mm	1/2"Dr.	12Pt. Flare Nut Crowfoot Wrench	100mm
CRW1214	14mm	1/2"Dr.	12Pt. Flare Nut Crowfoot Wrench	100mm
CRW1216	16mm	1/2"Dr.	12Pt. Flare Nut Crowfoot Wrench	100mm
CRW1217	17mm	1/2"Dr.	12Pt. Flare Nut Crowfoot Wrench	100mm
CRW1218	18mm	1/2"Dr.	12Pt. Flare Nut Crowfoot Wrench	100mm
CRW1219	19mm	1/2"Dr.	12Pt. Flare Nut Crowfoot Wrench	100mm

CRW0600 6Point. Flare Nut Crowfoot Wrenches

6 Point 1/2"Drive flare nut crowfoot wrench set contains sizes 12mm to 21mm as listed in table below. Made from chrome alloy steel, heat treated. Supplied in blow mold case.

Individual Sizes:

Available Separately

Part No.	Size	Drive	Description	Length
CRW0612	12mm	1/2"Dr.	6Pt. Flare Nut Crowfoot Wrench	80mm
CRW0614	14mm	1/2"Dr.	6Pt. Flare Nut Crowfoot Wrench	80mm
CRW0616	16mm	1/2"Dr.	6Pt. Flare Nut Crowfoot Wrench	80mm
CRW0617	17mm	1/2"Dr.	6Pt. Flare Nut Crowfoot Wrench	80mm
CRW0619	19mm	1/2"Dr.	6Pt. Flare Nut Crowfoot Wrench	80mm
CRW0621	21mm	1/2"Dr.	6Pt. Flare Nut Crowfoot Wrench	80mm

3/8"Drive Torque Adaptors

2"(50mm) Centres

Torque adaptors when used with a torque wrench enable you to reach inaccessible fasteners that a socket cannot reach. The additional 2"(50mm) length is added to the torque wrench length to calculate correct torque.

93222 12Pc. Metric 3/8"Drive Torque Adaptor Set

Contains: 6mm, 7mm, 8mm, 9mm, 10mm, 11mm, 12mm, 13mm, 14mm, 15mm, 17mm, 19mm

Torque Adaptors 3/8"Drive x 50mm Centres

3/8"Drive Metric Torque Adaptors

Part No.	Size	Drive	Description	Length
TA006M	6mm	3/8"Sq.	Torque Adaptor	50mm Centre
TA007M	7mm	3/8"Sq.	Torque Adaptor	50mm Centre
TA008M	8mm	3/8"Sq.	Torque Adaptor	50mm Centre
TA009M	9mm	3/8"Sq.	Torque Adaptor	50mm Centre
TA010M	10mm	3/8"Sq.	Torque Adaptor	50mm Centre
TA011M	11mm	3/8"Sq.	Torque Adaptor	50mm Centre
TA012M	12mm	3/8"Sq.	Torque Adaptor	50mm Centre
TA013M	13mm	3/8"Sq.	Torque Adaptor	50mm Centre
TA014M	14mm	3/8"Sq.	Torque Adaptor	50mm Centre
TA015M	15mm	3/8"Sq.	Torque Adaptor	50mm Centre
TA017M	17mm	3/8"Sq.	Torque Adaptor	50mm Centre
TA018M	18mm	3/8"Sq.	Torque Adaptor	50mm Centre
TA019M	19mm	3/8"Sq.	Torque Adaptor	50mm Centre

Flex Head Structural Wrench & Brake Wrench

61824 18 x 24mm Flex Head Double Sided Wrench

Special indexing 12 point two size flex head wrench with reversible lever, comfort grip handle and adjustable head that locks into the angle required for correct use. **Length:** 12" (305mm)

2015B 3/8" x 7/16" 6 Point Brake Bleeder Wrench

Has 3/8" & 7/16" single hex openings to suit most bleeder nipples. Proper fit and design permits reach and access for the toughest of brake bleeding jobs. **Length:** 9.1/2"(240mm)

Flex-Head Flare Nut Wrenches

CM520A 6Pc. SAE 6Pt. & 12Pt. Flex-Head Flare Nut Wrenches

Sizes: 1/4" to 15/16" SAE Flex-Head Flare Nut Wrenches as per table.

Individual Sizes

Available Separately

Part No.	Size	Description	Length
CM0810	1/4" x 5/16"	6Pt. Flex-Head Flare Nut Wrench	145mm
CM1214	3/8" x 7/16"	6Pt. Flex-Head Flare Nut Wrench	154mm
CM1618	1/2" x 9/16"	6Pt. Flex-Head Flare Nut Wrench	175mm
CM2022	5/8" x 11/16"	12Pt. Flex-Head Flare Nut Wrench	220mm
CM2426	3/4" x 13/16"	12Pt. Flex-Head Flare Nut Wrench	240mm
CM2830	7/8" x 15/16"	12Pt. Flex-Head Flare Nut Wrench	258mm



CM520A

CM520M 6Pc. Metric 6Pt. & 12Pt. Flex-Head Flare Nut Wrenches

Sizes: 8 to 19mm Metric Flex-Head Flare Nut Wrenches as per table.

Individual Sizes

Available Separately

Part No.	Size	Description	Length
CM0809M	8mm x 9mm	6Pt. Flex-Head Flare Nut Wrench	145mm
CM1011M	10mm x 11mm	6Pt. Flex-Head Flare Nut Wrench	154mm
CM1213M	12mm x 13mm	6Pt. Flex-Head Flare Nut Wrench	175mm
CM1415M	14mm x 15mm	12Pt. Flex-Head Flare Nut Wrench	220mm
CM1617M	16mm x 17mm	12Pt. Flex-Head Flare Nut Wrench	240mm
CM1819M	18mm x 19mm	12Pt. Flex-Head Flare Nut Wrench	258mm



CM520M

3/8" Drive Flex-Head Flare Nut Sockets

CM620A 10Pc. SAE 3/8" Drive 6Pt. Flex-Head Flare Nut Sockets

Sizes: 1/4" to 13/16" Flex Head 3/8" Drive Flare Nut Sockets as per table.

Individual Sizes

Available Separately

Part No.	Size	Drive	Description	Length
CMF08	1/4"	3/8" Square	6Pt. Flex-Head Flare Nut Socket	45mm
CMF10	5/16"	3/8" Square	6Pt. Flex-Head Flare Nut Socket	49mm
CMF12	3/8"	3/8" Square	6Pt. Flex-Head Flare Nut Socket	49mm
CMF14	7/16"	3/8" Square	6Pt. Flex-Head Flare Nut Socket	53mm
CMF16	1/2"	3/8" Square	6Pt. Flex-Head Flare Nut Socket	53mm
CMF18	9/16"	3/8" Square	6Pt. Flex-Head Flare Nut Socket	60mm
CMF20	5/8"	3/8" Square	6Pt. Flex-Head Flare Nut Socket	73mm
CMF22	11/16"	3/8" Square	6Pt. Flex-Head Flare Nut Socket	73mm
CMF24	3/4"	3/8" Square	6Pt. Flex-Head Flare Nut Socket	74mm
CMF26	13/16"	3/8" Square	6Pt. Flex-Head Flare Nut Socket	85mm



CM620A

CM620M

CM620M 12Pc. Metric 3/8" Drive 6Pt. Flex-Head Flare Nut Sockets

Sizes: 8 to 19mm Flex Head 3/8" Drive Flare Nut Sockets as per table.

Individual Sizes:

Available Separately

Part No.	Size	Drive	Description	Length
CMF08M	8mm	3/8" Square	6Pt. Flex-Head Flare Nut Socket	49mm
CMF09M	9mm	3/8" Square	6Pt. Flex-Head Flare Nut Socket	49mm
CMF10M	10mm	3/8" Square	6Pt. Flex-Head Flare Nut Socket	49mm
CMF11M	11mm	3/8" Square	6Pt. Flex-Head Flare Nut Socket	53mm
CMF12M	12mm	3/8" Square	6Pt. Flex-Head Flare Nut Socket	53mm
CMF13M	13mm	3/8" Square	6Pt. Flex-Head Flare Nut Socket	60mm
CMF14M	14mm	3/8" Square	6Pt. Flex-Head Flare Nut Socket	60mm
CMF15M	15mm	3/8" Square	6Pt. Flex-Head Flare Nut Socket	60mm
CMF16M	16mm	3/8" Square	6Pt. Flex-Head Flare Nut Socket	73mm
CMF17M	17mm	3/8" Square	6Pt. Flex-Head Flare Nut Socket	73mm
CMF18M	18mm	3/8" Square	6Pt. Flex-Head Flare Nut Socket	74mm
CMF19M	19mm	3/8" Square	6Pt. Flex-Head Flare Nut Socket	74mm



Damper Pulley Holder Wrenches



WT170

WT170 8Pc. Pulley Holder Wrench Set (Interchange)

Extra long single end half moon ring wrench set designed to reach into difficult areas for removal and replacement of bolts securing the timing tensioner and auxiliary pulleys on late model European engines.

Set consists of eight interchanging 12 point ring wrench heads and a 400mm long half moon wrench handle.

Interchange Head Sizes: 12mm, 13mm, 14mm, 15mm, 16mm, 17mm, 18mm, 19mm.

Supplied in blow mold case. **Length:** 15.1/4"(387mm)



ATP80F8SET

Interchangeable Head Torque Wrench

ATP80F8SET 9Pc. Interchangeable Head Torque Wrench Set

10 to 80ft/lb / 15 to 108Nm

Dual Scale Torque Wrench with Primary Scale Being Foot Pounds

Set consists of interchangeable head, dual scale, micrometer adjustable torque wrench 10 to 80ft/lb (15 to 108Nm) with six open-end interchange wrench heads and an interchangeable 1/2" Drive reversible ratchet head.

Sizes of Open-End Heads:

17mm, 22mm, 24mm, 26mm, 27mm, 29mm

(14mm x 18mm Male Drive)

Metric Drain Plug Wrenches



A1249

A1249 14mm In-Hex x 13mm Ring Oil Pan Drain Plug Wrench

Special double end wrench for oil filler plugs, differentials and transmissions on Mercedes and other European vehicles.

Sizes: 14mm In-Hex and 13mm 6 Point ring.




A1349

A1349 14mm In-Hex x 17mm Ring Oil Pan Drain Plug Wrench

Special double end wrench for oil filler plugs, differentials and transmissions on Mercedes and other European vehicles.

Sizes: 14mm In-Hex and 17mm 6 Point ring.



WH315

Fuel Tank Sender Retaining Cap Wrench

WH315 Universal Fuel Tank Sender Retaining Cap Wrench

To remove or replace fuel pump retaining rings: Loosen lock nut on tool and adjust the length of tool so slot in the ears fits over teeth in the plastic ring. Tighten adjusting lock nut to fit securely onto the fuel cap and loosen or tighten the plastic ring to remove or replace the fuel tank sender. Made from Alloy Steel.

Adjustable Range: 1.3/16" to 6.1/8" (30mm to 155mm.)

Length: 8.1/4"(210mm)



CR311

Motorcycle Front Wheel Spindle Wrench

CR311 Front Wheel Spindle Remover & Replacer

This spindle key allows you to convert an allen key type spindle (internal hex) into a conventional external hexagon. Simply insert the key into the spindle, and use a socket on the free end to undo. Can also be used with a ring spanner.

Sizes: 17mm, 19mm, 22mm & 24mm In-Hex

Length: 2.7/16"(63mm)

Whitworth Open End Wrenches

WOE04 4Pc. Whitworth Open-End Wrench Set

Sizes: 1/8" x 3/16", 1/4" x 5/16", 3/8" x 7/16", 1/2" x 9/16".

Supplied in vinyl pouch.

WOE07 7Pc. Whitworth Open-End Wrench Set

Sizes: 1/8" x 3/16", 3/16" x 1/4", 1/4" x 5/16", 5/16" x 3/8", 3/8" x 7/16", 7/16" x 1/2", 1/2" x 9/16".

Individual Sizes: Available Separately

Part No.	Size	Description	Length
WOE0406	1/8" x 3/16"	Whitworth Open-End Wrench	156mm
WOE0608	3/16" x 1/4"	Whitworth Open-End Wrench	172mm
WOE0810	1/4" x 5/16"	Whitworth Open-End Wrench	188mm
WOE1012	5/16" x 3/8"	Whitworth Open-End Wrench	204mm
WOE1214	3/8" x 7/16"	Whitworth Open-End Wrench	220mm
WOE1416	7/16" x 1/2"	Whitworth Open-End Wrench	247mm
WOE1618	1/2" x 9/16"	Whitworth Open-End Wrench	266mm
WOE2022	5/8" x 11/16"	Whitworth Open-End Wrench	302mm
WOE2428	3/4" x 7/8"	Whitworth Open-End Wrench	319mm
WOE3032	15/16" x 1"	Whitworth Open-End Wrench	335mm

Ring, Open End & Combination Wrenches are Forged from High Grade Chrome Alloy Steel, Heat Treated, Satin Chrome Surface Finish with Polished Heads



WOE04

WOE07

Whitworth Double End Ring Wrenches

WR04 4Pc. Whitworth Ring Wrench Set

Sizes: 1/8" x 3/16", 1/4" x 5/16", 3/8" x 7/16", 1/2" x 9/16"

WR07 7Pc. Whitworth Ring Wrench Set

Sizes: 1/8" x 3/16", 3/16" x 1/4", 1/4" x 5/16", 5/16" x 3/8", 3/8" x 7/16", 7/16" x 1/2", 1/2" x 9/16"

Individual Sizes: Available Separately

Part No.	Size	Description	Length
WR0406	1/8" x 3/16"	Whitworth Double End Ring	199mm
WR0608	3/16" x 1/4"	Whitworth Double End Ring	213mm
WR0810	1/4" x 5/16"	Whitworth Double End Ring	228mm
WR1012	5/16" x 3/8"	Whitworth Double End Ring	246mm
WR1214	3/8" x 7/16"	Whitworth Double End Ring	288mm
WR1416	7/16" x 1/2"	Whitworth Double End Ring	310mm
WR1618	1/2" x 9/16"	Whitworth Double End Ring	330mm
WR1820	9/16" x 5/8"	Whitworth Double End Ring	372mm
WR2224	11/16" x 3/4"	Whitworth Double End Ring	417mm
WR2832	7/8" x 1"	Whitworth Double End Ring	450mm



WR04 4 Piece Set

WR07 7 Piece Set

Whitworth Ring & Open End Wrenches

WROE07 7Pc. Whitworth Ring & Open-End Set

Sizes: 1/8", 3/16", 1/4", 5/16", 3/8", 7/16", 1/2"

WROE11 11Pc. Whitworth Ring & Open-End Set

Sizes: 1/8", 3/16", 1/4", 5/16", 3/8", 7/16", 1/2", 9/16", 5/8", 11/16", 3/4"

Individual Sizes: Available Separately

Part No.	Size	Description	Length
WROE04	1/8"	Whitworth Ring & Open End	140mm
WROE06	3/16"	Whitworth Ring & Open End	160mm
WROE08	1/4"	Whitworth Ring & Open End	180mm
WROE10	5/16"	Whitworth Ring & Open End	200mm
WROE12	3/8"	Whitworth Ring & Open End	220mm
WROE14	7/16"	Whitworth Ring & Open End	250mm
WROE16	1/2"	Whitworth Ring & Open End	280mm
WROE18	9/16"	Whitworth Ring & Open End	295mm
WROE20	5/8"	Whitworth Ring & Open End	340mm
WROE22	11/16"	Whitworth Ring & Open End	360mm
WROE24	3/4"	Whitworth Ring & Open End	380mm
WROE28	7/8"	Whitworth Ring & Open End	430mm



WROE07 7Pc.

WROE11 11Pc.

Metric Flex-Head Stubby Gear Ratchet Wrenches

S13108 8Pc. Flex-Head Stubby Gear Wrenches (Metric)

Sizes: 8mm, 10mm, 12mm, 13mm, 14mm, 15mm, 17mm, 19mm.

Individual Sizes:

Available Separately

Part No.	Size	Opening	Length
S59006	6mm	12Pt Stubby Flex-Head Ratchet Wrench	88mm
S59007	7mm	12Pt Stubby Flex-Head Ratchet Wrench	88mm
S59008	8mm	12Pt Stubby Flex-Head Ratchet Wrench	88mm
S59009	9mm	12Pt Stubby Flex-Head Ratchet Wrench	93mm
S59010	10mm	12Pt Stubby Flex-Head Ratchet Wrench	93mm
S59011	11mm	12Pt Stubby Flex-Head Ratchet Wrench	100mm
S59012	12mm	12Pt Stubby Flex-Head Ratchet Wrench	104mm
S59013	13mm	12Pt Stubby Flex-Head Ratchet Wrench	108mm
S59014	14mm	12Pt Stubby Flex-Head Ratchet Wrench	114mm
S59015	15mm	12Pt Stubby Flex-Head Ratchet Wrench	118mm
S59016	16mm	12Pt Stubby Flex-Head Ratchet Wrench	122mm
S59017	17mm	12Pt Stubby Flex-Head Ratchet Wrench	128mm
S59018	18mm	12Pt Stubby Flex-Head Ratchet Wrench	132mm
S59019	19mm	12Pt Stubby Flex-Head Ratchet Wrench	138mm

S13107 7Pc. Flex-Head Stubby Gear Wrenches (SAE)

Sizes: 3/8", 7/16", 1/2", 9/16", 5/8", 11/16", 3/4".

Individual Sizes:

Available Separately

Part No.	Size	Opening	Length
S59108	1/4"	12Pt Stubby Flex-Head Ratchet Wrench	95mm
S59110	5/16"	12Pt Stubby Flex-Head Ratchet Wrench	100mm
S59112	3/8"	12Pt Stubby Flex-Head Ratchet Wrench	105mm
S59114	7/16"	12Pt Stubby Flex-Head Ratchet Wrench	110mm
S59116	1/2"	12Pt Stubby Flex-Head Ratchet Wrench	115mm
S59118	9/16"	12Pt Stubby Flex-Head Ratchet Wrench	120mm
S59120	5/8"	12Pt Stubby Flex-Head Ratchet Wrench	125mm
S59122	11/16"	12Pt Stubby Flex-Head Ratchet Wrench	130mm
S59124	3/4"	12Pt Stubby Flex-Head Ratchet Wrench	135mm

Computer Chip Torque Angle Metres

AM-BN Magnetic Digital Angle Metre

This digital angle metre attaches to any torque wrench or any ratchet wrench with a powerful magnet. It replaces the traditional angle gauge. It features five button settings, six bright LED's (1 red & 5 green), buzzer and a large LCD visual screen.

Specifications: Angle Accuracy: +/- 2° (Rotating 90° at speed of 30°/ second)

Maximum Operating Range: 999.0 (Auto power off)

Measured Angle Range: 1° to 360° (1° Increments)

Resolution: 1°

Data Memory Size: 50 Readings

Unit Selection: Degree **Pre-setting Number:** 9 Sets

Bright LED's: 6 LED (1 Red + 5 Green)

Battery: AAA x 2

Size: 58mm x 58mm x 41mm

AD340-CN 1/2" Drive Digital Angle & Torque Adaptor

Use with any 1/2" Drive ratchet, bar or torque wrench. Multiple functions: Angle setting, Torque setting, Unit setting, Mode setting, Data storage, Data clear, Data output & Online calibration.

Functions clockwise & anticlockwise. Five button settings, twelve bright LED's (2 red & 10 green) and a large LCD visual screen.

Specifications: Torque Accuracy: CW +/- 3%. **Data Memory Size:** 50 Readings.

Angle Accuracy: +/- 2° (Rotating 90° at speed of 30°/ second).

Operating Range: 340Nm, 207.5Ft/Lb, 3009In/Lb, 3469Kg/Cm, 999°.

Measured Angle / Torque Range: 17 to 340Nm, 125 to 250.7Ft/Lb, 150 to 3009In/Lb, 173 to 3469Kg/Cm, 1° to 360°.

Resolution: 0.1Nm, 0.1Ft/Lb, 1In/Lb, 1Kg/Cm, 1° of Angle.

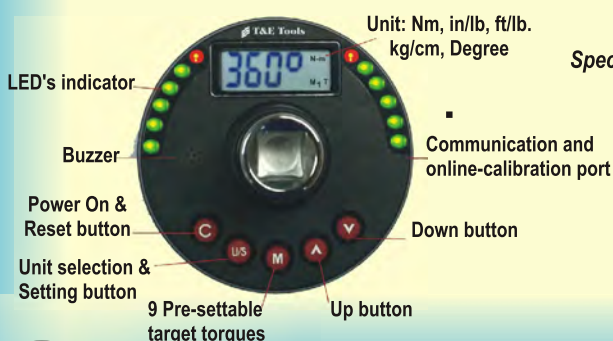

Pre-setting Number: 9 Sets. **Operation Mode:** Peak hold / Track.

Unit Selection: Nm, In/Lb, Ft/Lb, Kg/Cm, Degree of Angle.

Bright LED's: 12 LED (2 Red + 10 Green).

Battery: AAA x 2.

Size: 85mm x 85mm x 60mm.



NEW & UPDATED SPECIALTY WRENCHES



Angle Digital Torque Wrenches (Computer Chip)

Multiple functions: Angle setting, Torque setting, Unit setting, Mode setting, Data storage, Data clear, Data output & Online calibration. 9 pre-settable target torque values. Functions in both clockwise & anticlockwise directions LCD display showing Nm, Ft/Lb, In/Lb, Kg/Cm and angle ° measurements. Data memory of 50 values for both torque and angle measurements.

AWK30N 30Nm Digital Angle / Torque Wrench

Torque & Angle 1.5 to 30 Nm, 1.11 to 22.12 Ft/Lb, 13.3 to 265.5 In/Lb,
Measured Range: 15.3 to 306.1 Kg/Cm, 0° to 360°.

Resolution: 0.01Nm, 0.1in/lb, 0.1ft/lb, 0.1kg/cm, 1°Angle.

Operation Mode: Peak Hold / Track

Data Memory Size: 50

Alarm Setting Range: 1.5 to 30Nm

Battery Life: 110 Hours Continuous

1/4" Square Drive

Length: 390mm

AWK135N 135Nm Digital Angle / Torque Wrench

Torque & Angle 6.8 to 135 Nm, 5 to 99 Ft/Lb, 60 to 1195 In/Lb,
Measured Range: 69 to 1378 Kg/Cm, 0° to 30°.

Resolution: 0.1Nm, 1in/lb, 0.1ft/lb, 1kg/cm, 1°Angle.

Operation Mode: Peak Hold / Track

Data Memory Size: 50

Alarm Setting Range: 6.8 to 135Nm

Battery Life: 110 Hours Continuous

3/8" Square Drive

Length: 415mm

AWK340N 340Nm Digital Angle / Torque Wrench

Torque & Angle 17 to 340 Nm, 12.5 to 250 Ft/Lb, 150 to 3009 In/Lb,
Measured Range: 173 to 1349 Kg/Cm, 0° to 360°.

Resolution: 0.1Nm, 1in/lb, 0.1ft/lb, 1kg/cm, 1°Angle.

Operation Mode: Peak Hold / Track

Data Memory Size: 50

Alarm Setting Range: 17 to 340Nm

Battery Life: 110 Hours Continuous

1/2" Square Drive

Length: 650mm

Newton Metre 1/4"Drive Torque Screwdrivers

Micrometer Adjustment Torque Screwdriver. Features window view readings with a 1/4"Drive ratchet head. When torque reaches the required setting the wrench clicks and ratchets over. You cannot over torque with it.

MTD61402N 2Nm Torque Screwdriver 1/4"Drive

Includes a 1/4"Drive "T" Bar. Supplied in blow mold case.

Increments: (0.01Nm)

Range: 0.4 Nm to 2 Nm

Length: 5.13/16"(150mm)

3.5 in/lb to 18 in/lb

MTD61405N 5Nm Torque Screwdriver 1/4"Drive

Includes a 1/4"hex bit holder. Supplied in blow mold case.

Increments: 0.5Nm

Range: 1 Nm to 5 Nm

Length: 5.13/16"(150mm)

8.8 in/lb to 44.5 in/lb

MTD61408N 8Nm Torque Screwdriver 1/4"Drive

Includes a 1/4"hex bit holder. Supplied in blow mold case.

Increments: 0.5Nm

Range: 1.5Nm to 8Nm

Length: 5.13/16"(150mm)

13.3 in/lb to 71 in/lb

3/4" & 1" Drive Torque Multipliers (9 to 1 Ratio)

Torque multipliers provide the necessary power to tighten threaded fasteners to exact torque requirements far beyond the range of your torque wrench. Can be used with 1/2" or 3/4" drive wrenches to increase torque & leverage. They can also supply the extra force for loosening extremely tight bolts.

MT2-1500 1500 Nm Torque Multiplier (1110 Ft/Lb)

1500Nm (1110 ft/lb), 1/2"Drive Input x 3/4"Drive Output

Supplied with offset 10"(250mm) reaction ring wrench.

Ratio: 9 to 1

Weight: 8.7/8lb.(4.05kg.)

MT2-3000 3000 Nm Torque Multiplier (2215Ft/Lb)

3000Nm (2215 ft/lb), 3/4"Drive Input x 1"Drive Output

Supplied with offset 10"(250mm) reaction ring wrench.

Ratio: 9 to 1

Weight: 12.1/2lb(9.7kg)



AWK30N
1/4"Drive
30 Newton metres

AWK135N
3/8"Drive
135 Newton metres

AWK340N
1/2"Drive
340 Newton metres



Front View
12 LEDs Around the screen



Side View
LEDs are visible providing notice of target value



Angle measurement

Green LED lights flash step by step when angle or torque approach the target value. (warning signal)

Red LED lights appear bright when angle or torque reaches the target value (stop signal)

Press U button for 1 second to show Unit Setting only. Press U button for more than 1 second shows Mode, Data Storage, Data Clear, Data Output, & Online Calibration

2 LED's 2 Red 10 Green + Buzzer
5 Function Buttons
Battery: AA x 2



MTD61402N



MTD61405N



MTD61408N



MT2-1500



MT2-3000


Ratchet Screwdriver & Dolphin Wrenches

RSHM8 8Pc. 1/4" Drive & 1/4" Hex Ratchet Screwdriver Set



Handle in Straight Position

RSHM8




Handle in 45° Bent Position

End Cap with Bits

High quality 45 tooth ratchet screwdriver with 8° reversible mechanism. Press the red button on the handle to convert to a 45° pistol grip. Ratchet mechanism has a 3 position ratchet: forward, reverse & locked. Removable end cap allows convenient storage for 6 1/4" hex bits. Works with 1/4" drive & 1/4" hex tool accessories. Ergonomic handle made from TPR & PP.

- Contains:**
- 1 x 1/4" Drive & 1/4" Hex 45 Tooth Ratchet Screwdriver
 - 1 x 1/4" Hex 90mm Bit Extension Bar
 - 1 x 1/4" Hex x 1/4" Drive Bit Adapter.
 - 3 x 1/4" Hex Slotted Bits 4mm, 6mm, 8mm (25mm long)
 - 3 x 1/4" Hex Phillips Bits #1, #2, #3 (25mm long)

New Design Dolphin Combination Wrenches

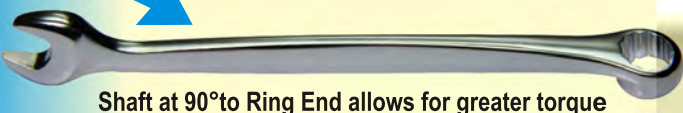


15° Offset on Open-End Head gives greater clearance



Deeper Accessibility Ring Head provides better accessibility in confined areas

Proper lateral-fit force applying system allows users to work with wider side of wrench to provide stronger torque with less stress



Shaft at 90° to Ring End allows for greater torque



13102 12Pc. Dolphin Combination Wrenches

Evolutionally new design combination wrenches features to the open end, ring end & shaft shape. Supplied in EVA insert.
Sizes: 8mm, 9mm, 10mm, 11mm, 12mm, 13mm, 14mm, 15mm, 16mm, 17mm, 18mm, 19mm.

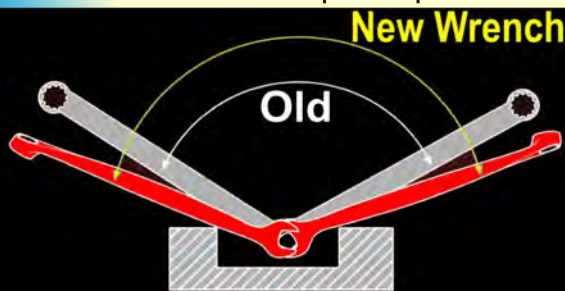
Individual Sizes:

Available Separately

Part No.	Size	Description	Length
D60808	8mm	12Pt. Dolphin Combination Wrench	141mm
D60909	9mm	12Pt. Dolphin Combination Wrench	146mm
D61010	10mm	12Pt. Dolphin Combination Wrench	153mm
D61111	11mm	12Pt. Dolphin Combination Wrench	162mm
D61212	12mm	12Pt. Dolphin Combination Wrench	167mm
D61313	13mm	12Pt. Dolphin Combination Wrench	175mm
D61414	14mm	12Pt. Dolphin Combination Wrench	186mm
D61515	15mm	12Pt. Dolphin Combination Wrench	190mm
D61616	16mm	12Pt. Dolphin Combination Wrench	205mm
D61717	17mm	12Pt. Dolphin Combination Wrench	218mm
D61818	18mm	12Pt. Dolphin Combination Wrench	228mm
D61919	19mm	12Pt. Dolphin Combination Wrench	238mm



Picture show 15° offset with Open-End parallel to nut



Deep Offset & Flex-Head Wrenches

13101 12Pc. 75° Ring & Flex-Head Wrench Set


Evolutionally new design 75° deep offset ring & flex-head wrenches. Made from chrome alloy steel with mirror polish finish. Supplied in EVA insert.

Sizes: 8mm, 9mm, 10mm, 11mm, 12mm, 13mm, 14mm, 15mm, 16mm, 17mm, 18mm, 19mm.

Individual Sizes:

Available Separately

Part No.	Size	Description	Length
65208M	8mm	12Pt. Deep Offset Ring & Flex-Head Wrench	182mm
65209M	9mm	12Pt. Deep Offset Ring & Flex-Header Wrench	185mm
65210M	10mm	12Pt. Deep Offset Ring & Flex-Header Wrench	195mm
65211M	11mm	12Pt. Deep Offset Ring & Flex-Header Wrench	200mm
65212M	12mm	12Pt. Deep Offset Ring & Flex-Header Wrench	210mm
65213M	13mm	12Pt. Deep Offset Ring & Flex-Header Wrench	215mm
65214M	14mm	12Pt. Deep Offset Ring & Flex-Header Wrench	225mm
65215M	15mm	12Pt. Deep Offset Ring & Flex-Header Wrench	235mm
65216M	16mm	12Pt. Deep Offset Ring & Flex-Header Wrench	242mm
65217M	17mm	12Pt. Deep Offset Ring & Flex-Header Wrench	248mm
65218M	18mm	12Pt. Deep Offset Ring & Flex-Header Wrench	255mm
65219M	19mm	12Pt. Deep Offset Ring & Flex-Header Wrench	275mm



13101

New Design Adjustable Strap Wrench

5105 Easy Grip Adjustable Strap Wrench

New design strap wrench with positive adjustment and locking lever. Further tension is applied by turning the adjustment knob on the handle. A quick release trigger releases the tension for ease of removal. The strap is made from tough reinforced rubber material that will not damage or mark the object being held. The handle is constructed from alloy steel with lacquer finish.

Capacity: 0 to 6" (0 to 150mm)

Handle Length: 11.1/2" (292mm)



5105

Metric Ratchet Tube Wrenches

Special ratcheting wrench design allows jaws to be quickly opened and snapped around tube nuts etc. Wrench enables full contact on all six sides of the tube nut. Wrench jaws are forged from chrome alloy steel with nickel plated riveted handles.

6129 9Pc. Metric Ratchet Tube Wrench Set

Sizes: 10mm, 11mm, 12mm, 13mm, 14mm, 17mm, 19mm, 22mm, 24mm.

Ratchet Tube Wrench 12Point Openings.

Individual Sizes: Supplied in vinyl wallet.

Available Separately

Part No.	Size	Opening	Length
6110	10mm	12Pt Ratchet Tube Wrench	6.1/8" (155mm)
6111	11mm	12Pt Ratchet Tube Wrench	6.1/8" (155mm)
6112	12mm	12Pt Ratchet Tube Wrench	6.1/8" (155mm)
6113	13mm	12Pt Ratchet Tube Wrench	6.1/8" (155mm)
6114	14mm	12Pt Ratchet Tube Wrench	6.1/8" (155mm)
6117	17mm	12Pt Ratchet Tube Wrench	8.1/4" (210mm)
6119	19mm	12Pt Ratchet Tube Wrench	8.1/4" (210mm)
6122	22mm	12Pt Ratchet Tube Wrench	8.1/4" (210mm)
6124	24mm	12Pt Ratchet Tube Wrench	8.5/8" (219mm)



6129

T1007 1/4" Drive & 1/4" Hex Adjustable Handle

Drop forged adjustable handle with 1/4" Square drive for sockets and 1/4" Hex quick release chuck for hexagon insert bits.

Length: 6.3/4" (155mm)



T1007

1/4" & 1/2" Drive VDE Insulated Sockets

IS218 18Pc. 1/4" Drive VDE Insulated Socket Set

Contains: 4mm, 4.5mm, 5mm, 5.5mm, 6mm, 7mm, 8mm, 9mm, 10mm, 11mm, 12mm, 13mm, 14mm. 1/4" Drive Insulated 6 point sockets. 1/4" Drive Insulated 72 teeth Ratchet Handle. 2", 3", 4", 6". 1/4" Drive Insulated Extension Bars.

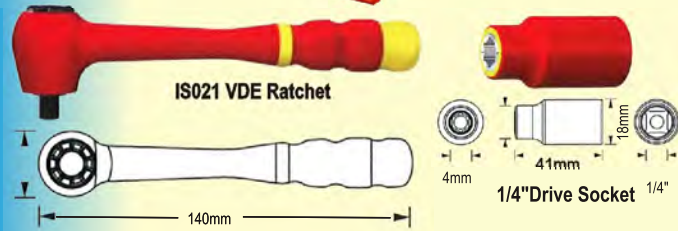
Individual Sizes

Available Separately

Part No.	Size	Drive	Description	Length
IS20012	4mm	1/4" Sq.	6Pt VDE Insulated Socket	41mm
IS20022	4.5mm	1/4" Sq.	6Pt VDE Insulated Socket	41mm
IS20032	5mm	1/4" Sq.	6Pt VDE Insulated Socket	41mm
IS20042	5.5mm	1/4" Sq.	6Pt VDE Insulated Socket	41mm
IS20052	6mm	1/4" Sq.	6Pt VDE Insulated Socket	41mm
IS20072	7mm	1/4" Sq.	6Pt VDE Insulated Socket	41mm
IS20082	8mm	1/4" Sq.	6Pt VDE Insulated Socket	41mm
IS20092	9mm	1/4" Sq.	6Pt VDE Insulated Socket	41mm
IS20102	10mm	1/4" Sq.	6Pt VDE Insulated Socket	41mm
IS20112	11mm	1/4" Sq.	6Pt VDE Insulated Socket	41mm
IS20122	12mm	1/4" Sq.	6Pt VDE Insulated Socket	41mm
IS20132	13mm	1/4" Sq.	6Pt VDE Insulated Socket	41mm
IS20142	14mm	1/4" Sq.	6Pt VDE Insulated Socket	41mm
IS021	1/4" Drive VDE Insulated 72 teeth Ratchet			140mm
IS312	1/4" Drive 2" VDE Insulated Extension			66mm
IS313	1/4" Drive 3" VDE Insulated Extension			91mm
IS314	1/4" Drive 4" VDE Insulated Extension			116mm
IS316	1/4" Drive 6" VDE Insulated Extension			166mm



IS218 Metric Set



IS021 VDE Ratchet

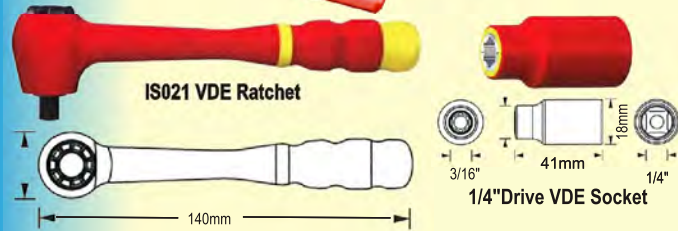
1/4" Drive Socket

Two Layers Provide Better Protection
Red TPR plus Yellow PP Insulated
& Environmental

There was no electric leakage from insulated tools during 3 minute dielectric test at 10,000 volts



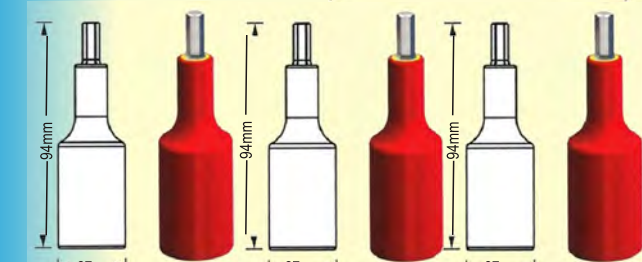
IS214 SAE Set



IS021 VDE Ratchet

1/4" Drive VDE Socket

Two Layers Provide Better Protection
Red TPR plus Yellow PP Insulated
& Environmental



1/2" Drive Metric VDE Insulated In-Hex Sockets

IS214 14Pc. 1/4" Drive VDE Insulated Socket Set

Contains: 3/16", 7/32", 1/4", 9/32", 5/16", 11/32", 3/8", 7/16", 1/2". 1/4" Drive Insulated 6 point SAE sockets. 1/4" Drive Insulated 72 teeth Ratchet Handle. 2", 3", 4", 6". 1/4" Drive Insulated Extension Bars.

Individual Sizes

Available Separately

Part No.	Size	Drive	Description	Length
IS30062	3/16"	1/4" Sq.	6Pt VDE Insulated Socket	41mm
IS30072	7/32"	1/4" Sq.	6Pt VDE Insulated Socket	41mm
IS30082	1/4"	1/4" Sq.	6Pt VDE Insulated Socket	41mm
IS30092	9/32"	1/4" Sq.	6Pt VDE Insulated Socket	41mm
IS30102	5/16"	1/4" Sq.	6Pt VDE Insulated Socket	41mm
IS30112	11/32"	1/4" Sq.	6Pt VDE Insulated Socket	41mm
IS30122	3/8"	1/4" Sq.	6Pt VDE Insulated Socket	41mm
IS30142	7/16"	1/4" Sq.	6Pt VDE Insulated Socket	41mm
IS30162	1/2"	1/4" Sq.	6Pt VDE Insulated Socket	41mm
IS021	1/4" Drive VDE Insulated 72 teeth Ratchet			140mm
IS312	1/4" Drive 2" VDE Insulated Extension			66mm
IS313	1/4" Drive 3" VDE Insulated Extension			91mm
IS314	1/4" Drive 4" VDE Insulated Extension			116mm
IS316	1/4" Drive 6" VDE Insulated Extension			166mm

IS417 7Pc. 1/2" Drive VDE Insulated In-Hex Sockets

Contains: 4mm, 5mm, 6mm, 7mm, 8mm, 9mm, 10mm. 1/2" Drive Metric In-Hex VDE Insulated Sockets.

Individual Sizes

Available Separately

Part No.	Size	Drive	Description	Length
IS4H4	4mm	1/2" Sq.	VDE Insulated In-Hex Socket	94mm
IS4H5	5mm	1/2" Sq.	VDE Insulated In-Hex Socket	94mm
IS4H6	6mm	1/2" Sq.	VDE Insulated In-Hex Socket	94mm
IS4H7	7mm	1/2" Sq.	VDE Insulated In-Hex Socket	94mm
IS4H8	8mm	1/2" Sq.	VDE Insulated In-Hex Socket	94mm
IS4H9	9mm	1/2" Sq.	VDE Insulated In-Hex Socket	94mm
IS4H10	10mm	1/2" Sq.	VDE Insulated In-Hex Socket	94mm

VDE INSULATED SOCKETS & SETS



3/8" Drive VDE Insulated Sockets & Sets

IS319 19Pc. 3/8" Drive VDE Insulated Socket Set

Contains: 6mm to 20mm 3/8" Drive Metric Insulated 6 point sockets, ratchet & 3", 6", 10". 3/8" drive extensions as per table below.

Individual Sizes

Available Separately

Part No.	Size	Drive	Description	Length
IS22052	6mm	3/8" Sq.	6Pt VDE Insulated Socket	46mm
IS22072	7mm	3/8" Sq.	6Pt VDE Insulated Socket	46mm
IS22082	8mm	3/8" Sq.	6Pt VDE Insulated Socket	46mm
IS22092	9mm	3/8" Sq.	6Pt VDE Insulated Socket	46mm
IS22102	10mm	3/8" Sq.	6Pt VDE Insulated Socket	46mm
IS22112	11mm	3/8" Sq.	6Pt VDE Insulated Socket	46mm
IS22122	12mm	3/8" Sq.	6Pt VDE Insulated Socket	46mm
IS22132	13mm	3/8" Sq.	6Pt VDE Insulated Socket	46mm
IS22142	14mm	3/8" Sq.	6Pt VDE Insulated Socket	46mm
IS22152	15mm	3/8" Sq.	6Pt VDE Insulated Socket	46mm
IS22162	16mm	3/8" Sq.	6Pt VDE Insulated Socket	46mm
IS22175	17mm	3/8" Sq.	6Pt VDE Insulated Socket	46mm
IS22185	18mm	3/8" Sq.	6Pt VDE Insulated Socket	46mm
IS22195	19mm	3/8" Sq.	6Pt VDE Insulated Socket	46mm
IS22205	20mm	3/8" Sq.	6Pt VDE Insulated Socket	91mm
IS031	3/8" Drive	VDE Insulated	72 teeth Ratchet	200mm
IS363	3/8" Drive	3"	VDE Insulated Extension	91mm
IS366	3/8" Drive	6"	VDE Insulated Extension	166mm
IS370	3/8" Drive	10"	VDE Insulated Extension	266mm

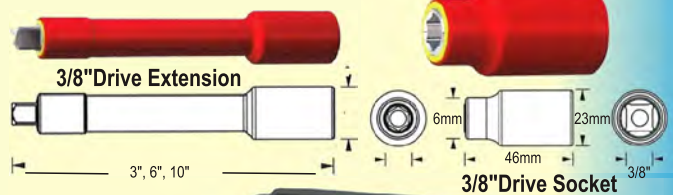
There was no electric leakage from insulated tools during 3 minute dielectric test at 10,000 volts



IS319 Metric Set



IS031 3/8" Drive Ratchet



Two Layers Provide Better Protection Red TPR plus Yellow PP Insulated & Environmental

IS315 15Pc. 3/8" Drive VDE Insulated Socket Set

Contains: 1/4" to 3/4". 3/8" Drive SAE Insulated 6 point sockets, ratchet & 3", 6", 10". 3/8" drive extensions as per table below.

Individual Sizes

Available Separately

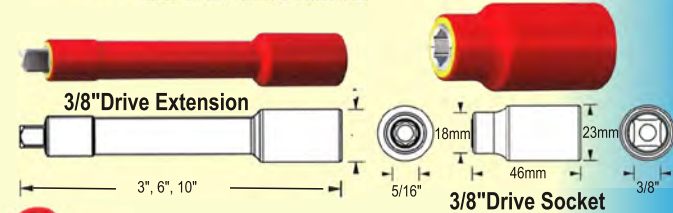
Part No.	Size	Drive	Description	Length
IS32082	1/4"	3/8" Sq.	6Pt VDE Insulated Socket	46mm
IS32092	9/32"	3/8" Sq.	6Pt VDE Insulated Socket	46mm
IS32102	5/16"	3/8" Sq.	6Pt VDE Insulated Socket	46mm
IS32112	11/32"	3/8" Sq.	6Pt VDE Insulated Socket	46mm
IS32122	3/8"	3/8" Sq.	6Pt VDE Insulated Socket	46mm
IS32142	7/16"	3/8" Sq.	6Pt VDE Insulated Socket	46mm
IS32162	1/2"	3/8" Sq.	6Pt VDE Insulated Socket	46mm
IS32182	9/16"	3/8" Sq.	6Pt VDE Insulated Socket	46mm
IS32202	5/8"	3/8" Sq.	6Pt VDE Insulated Socket	46mm
IS32223	11/16"	3/8" Sq.	6Pt VDE Insulated Socket	46mm
IS32243	3/4"	3/8" Sq.	6Pt VDE Insulated Socket	46mm
IS031	3/8" Drive	VDE Insulated	72 teeth Ratchet	46mm
IS363	3/8" Drive	3"	VDE Insulated Extension	91mm
IS366	3/8" Drive	6"	VDE Insulated Extension	166mm
IS370	3/8" Drive	10"	VDE Insulated Extension	266mm



IS315 SAE Set



IS031 3/8" Drive Ratchet



VDE Electrical Insulated Screwdrivers 1000 Volt

78017 7Pc. VDE Electrical Insulated Screwdrivers

Individual Sizes:

Available Separately

Part No.	Tip Size	Description	Blade	Overall
73075-I	3.5mm	VDE Insulated 1000 Volt	75mm	150mm
74100-I	4mm	VDE Insulated 1000 Volt	100mm	180mm
75100-I	5.5mm	VDE Insulated 1000 Volt	125mm	220mm
76100-I	6.5mm	VDE Insulated 1000 Volt	150mm	260mm
80075-I	#0 Phillips	VDE Insulated 1000 Volt	60mm	140mm
81100-I	#1 Phillips	VDE Insulated 1000 Volt	80mm	175mm
82100-I	#2 Phillips	VDE Insulated 1000 Volt	100mm	210mm

IS6F 6 in 1 VDE Insulated Screwdriver

Contains: #1, #2 Pozidrive, #1, #2 Phillips, 5mm, 6mm 1/4" hex insert bits Stored in cap. Length: 8.3/4" (220mm).



IS6F

78017

Work Safely With Hand Tools - Wear Safety Goggles

1/2" Drive VDE Insulated Sockets & Sets

IS424 24Pc. 1/2" Drive VDE Insulated Socket Set

Contains: 10mm, 11mm, 12mm, 13mm, 14mm, 15mm, 16mm, 17mm, 18mm, 19mm, 20mm, 21mm, 22mm, 23mm, 24mm, 25mm, 27mm, 29mm, 30mm, 32mm. 1/2" Drive Insulated 6 point sockets. 1/2" Drive Insulated 72 teeth Ratchet Handle. 3", 5", 10". 1/2" Drive Insulated Extension Bars.

Individual Sizes

Available Separately

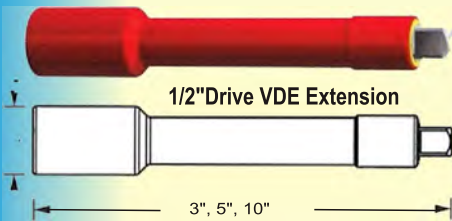
Part No.	Size	Drive	Description	Length
IS26102	10mm	1/2" Sq.	6Pt VDE Insulated Socket	54mm
IS26112	11mm	1/2" Sq.	6Pt VDE Insulated Socket	54mm
IS26122	12mm	1/2" Sq.	6Pt VDE Insulated Socket	54mm
IS26132	13mm	1/2" Sq.	6Pt VDE Insulated Socket	54mm
IS26142	14mm	1/2" Sq.	6Pt VDE Insulated Socket	54mm
IS26152	15mm	1/2" Sq.	6Pt VDE Insulated Socket	54mm
IS26162	16mm	1/2" Sq.	6Pt VDE Insulated Socket	54mm
IS26172	17mm	1/2" Sq.	6Pt VDE Insulated Socket	54mm
IS26182	18mm	1/2" Sq.	6Pt VDE Insulated Socket	54mm
IS26195	19mm	1/2" Sq.	6Pt VDE Insulated Socket	54mm
IS26205	20mm	1/2" Sq.	6Pt VDE Insulated Socket	54mm
IS26215	21mm	1/2" Sq.	6Pt VDE Insulated Socket	54mm
IS26225	22mm	1/2" Sq.	6Pt VDE Insulated Socket	56mm
IS26235	23mm	1/2" Sq.	6Pt VDE Insulated Socket	56mm
IS26245	24mm	1/2" Sq.	6Pt VDE Insulated Socket	56mm
IS26255	25mm	1/2" Sq.	6Pt VDE Insulated Socket	58mm
IS26275	27mm	1/2" Sq.	6Pt VDE Insulated Socket	61mm
IS26295	29mm	1/2" Sq.	6Pt VDE Insulated Socket	61mm
IS26305	30mm	1/2" Sq.	6Pt VDE Insulated Socket	61mm
IS26325	32mm	1/2" Sq.	6Pt VDE Insulated Socket	61mm
IS041	1/2" Drive VDE Insulated 72 teeth Ratchet			270mm
IS463	1/2" Drive 3" VDE Insulated Extension			91mm
IS465	1/2" Drive 5" VDE Insulated Extension			141mm
IS470	1/2" Drive 10" VDE Insulated Extension			266mm



IS424 Metric Set



IS041 1/2" Drive VDE Ratchet



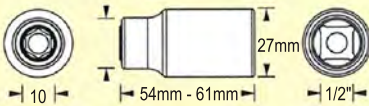
1/2" Drive VDE Extension

3", 5", 10"



1/2" Drive Socket

Two Layers Provide Better Protection
Red TPR plus Yellow PP Insulated
& Environmental



There was no electric leakage from insulated tools during 3 minute dielectric test at 10,000 volts



IS419 SAE Set



- Impact Test:** Insulated sockets & accessories could not be broken, flaked off or damaged after an impact test in 23°C and -23°C.
- Adhesion Test:** The outer layer of insulation cannot be lacerated or moved more than 3mm by adhesion test after 168 hours in 70°C cabinet.
- Indentation Test:** After pressing insulated tools by 20 newton weight for 2 hours in 70°C, the outer layer can't be broken, nor any flame or flash appeared during dielectric test.
- Flame Retardancy Test:** The insulated tools did not show any spontaneous combustion during flame retardancy test.

IS419 19Pc. 1/2" Drive VDE Insulated Socket Set

Contains: 3/8", 7/16", 1/2", 9/16", 5/8", 11/16", 3/4", 13/16", 7/8", 15/16", 1" 1.1/16", 1.1/8", 1.3/16", 1.1/4". 1/2" Drive Insulated 6 point sockets. 1/2" Drive Insulated 72 teeth Ratchet Handle. 3", 5", 10". 1/2" Drive Insulated Extension Bars.

Individual Sizes

Available Separately

Part No.	Size	Drive	Description	Length
IS36122	3/8"	1/2" Sq.	6Pt VDE Insulated Socket	54mm
IS36142	7/16"	1/2" Sq.	6Pt VDE Insulated Socket	54mm
IS36162	1/2"	1/2" Sq.	6Pt VDE Insulated Socket	54mm
IS36182	9/16"	1/2" Sq.	6Pt VDE Insulated Socket	54mm
IS36202	5/8"	1/2" Sq.	6Pt VDE Insulated Socket	54mm
IS36222	11/16"	1/2" Sq.	6Pt VDE Insulated Socket	54mm
IS36245	3/4"	1/2" Sq.	6Pt VDE Insulated Socket	54mm
IS36265	13/16"	1/2" Sq.	6Pt VDE Insulated Socket	54mm
IS36285	7/8"	1/2" Sq.	6Pt VDE Insulated Socket	56mm
IS36305	15/16"	1/2" Sq.	6Pt VDE Insulated Socket	56mm
IS36325	1"	1/2" Sq.	6Pt VDE Insulated Socket	58mm
IS36345	1.1/16"	1/2" Sq.	6Pt VDE Insulated Socket	61mm
IS36365	1.1/8"	1/2" Sq.	6Pt VDE Insulated Socket	61mm
IS36385	1.3/16"	1/2" Sq.	6Pt VDE Insulated Socket	61mm
IS36405	1.1/4"	1/2" Sq.	6Pt VDE Insulated Socket	61mm
IS041	1/2" Drive VDE Insulated 72 teeth Ratchet			270mm
IS463	1/2" Drive 3" VDE Insulated Extension			91mm
IS465	1/2" Drive 5" VDE Insulated Extension			141mm
IS470	1/2" Drive 10" VDE Insulated Extension			266mm

VDE INSULATED PLIERS & WRENCHES



VDE Insulated Pliers & Wrenches

IS10208 8" VDE Insulated Adjustable Wrench

G S & VDE certified. 1,000 Volt Insulation No.IEC60900:2004
 Length: 8"(200mm) Maximum Opening: 15/16"(24mm)



IS10208

IS10210 10" VDE Insulated Adjustable Wrench

G S & VDE certified. 1,000 Volt Insulation No.IEC60900:2004
 Length: 10"(250mm) Maximum Opening: 1.1/4"(32mm)



IS10210

AP2501 8" VDE Fully Insulated Adjustable Wrench

G S & VDE certified. 1,000 Volt Insulation No.IEC60900:2004
 Length: 8"(200mm) Maximum Opening: 15/16"(24mm)



AP2501

AP2502 10" VDE Fully Insulated Adjustable Wrench

G S & VDE certified. 1,000 Volt Insulation No.IEC60900:2004
 Length: 10"(250mm) Maximum Opening: 1.1/4"(32mm)



AP2502

AP2503 12" VDE Fully Insulated Adjustable Wrench

G S & VDE certified. 1,000 Volt Insulation No.IEC60900:2004
 Length: 12"(305mm) Maximum Opening: 1.5/16"(34mm)



AP2503

IS2023 VDE Insulated 8" Long Nose Pliers

Forged to DIN ISO5746 certification with VDE insulated handles.
 Capacity: Hard wire 2.5mm, Piano wire 2mm. Length: 8"(200mm)



IS2023

IS2033 VDE Insulated 8" Diagonal Cutting Pliers

Forged to DIN ISO5746 certification with VDE insulated handles.
 Capacity: Hard wire 2.5mm, Piano wire 2mm. Length: 8"(200mm)



IS2033

IS2201 VDE Insulated 7.1/2" Combination Pliers

Forged to DIN ISO5746 certification with VDE insulated handles.
 Capacity: Hard wire 2.5mm, Piano wire 2mm. Length: 7.1/2"(190mm)



IS2201

IS6000 8Pc. Metric VDE Insulated Open End Set

Contains: 7mm, 8mm, 9mm, 10mm, 11mm, 12mm, 12mm, 14mm.
 VDE Insulated Single Open End Wrenches

Individual Sizes

Available Separately

Part No.	Size	Description	Length
IS60007	7mm	VDE Insulated Open End Wrench	89mm
IS60008	8mm	VDE Insulated Open End Wrench	104mm
IS60009	9mm	VDE Insulated Open End Wrench	104mm
IS60010	10mm	VDE Insulated Open End Wrench	115mm
IS60011	11mm	VDE Insulated Open End Wrench	125mm
IS60012	12mm	VDE Insulated Open End Wrench	125mm
IS60013	13mm	VDE Insulated Open End Wrench	154mm
IS60014	14mm	VDE Insulated Open End Wrench	154mm



IS6000 8Pc. Metric VDE Single Open End Wrench 7mm to 14mm

IS6100 8Pc. Metric VDE Insulated Ring End Set

Contains: 7mm, 8mm, 9mm, 10mm, 11mm, 12mm, 12mm, 14mm.
 VDE Insulated Single End Ring Wrenches

Individual Sizes

Available Separately

Part No.	Size	Description	Length
IS61007	7mm	VDE Insulated Single End Ring Wr.	149mm
IS61008	8mm	VDE Insulated Single End Ring Wr.	165mm
IS61009	9mm	VDE Insulated Single End Ring Wr.	165mm
IS61010	10mm	VDE Insulated Single End Ring Wr.	175mm
IS61011	11mm	VDE Insulated Single End Ring Wr.	185mm
IS61012	12mm	VDE Insulated Single End Ring Wr.	185mm
IS61013	13mm	VDE Insulated Single End Ring Wr.	205mm
IS61014	14mm	VDE Insulated Single End Ring Wr.	205mm



IS6100 8Pc. Metric VDE Single Ring End Wrench 7mm to 14mm


Socket Sets	Page No. R42 to R53
Hollow Through Sockets 15mm & 22mm Hex Drive	Page No. R42, R45
Universal Impact Sockets 1/2" Drive	Page No. R48
Whitworth & BA Sockets 3/8" & 1/2" Drive	Page No. R50
In-Hex & Torx Sockets 1/4", 3/8" & 1/2" Drive	Page No. R43, R44
12 Point. Deep Impact Sockets 1/2" Drive	Page No. R46, R47
Mult-Spline Impact Sockets 1/2" Drive	Page No. R49
4 Pin Lock Nut Sockets	Page No. R53
Specialty Sockets	Page No. R42 to R58
Spark Plug Sockets 3/8" Drive	Page No. R42, R51
EP Series Female Torx Sockets 1/2" Drive	Page No. R43
In-Hex Bit Sockets 3/8", 1/2" Drive	Page No. R43, R44
Pentagon Sockets 1/2" Drive	Page No. R44
Anti-Theft Wheel Lock Socket 7 Point	Page No. R44
Alternator Sockets & Bits	Page No. R57, R58
Truck 11 Tooth Disc Brake Caliper Socket	Page No. R44
Pry Bit (Double D) Sockets	Page No. R54
Fuel Filter Socket 3/8" Drive	Page No. R54
Oil Filter Socket 46mm Special AD-Blue	Page No. R56
Socket Accessories	Page No. R42 to R53
Sliding "T" Handle 3/8" Drive (Extra Long)	Page No. R44
Flex-Head Ratchet Wrench 1/2" Drive (Extra Long)	Page No. R42
Spinner Handles 1/4", 3/8" and 1/2" Drive	Page No. R42
Adjustable Wobble Extension 1/2" Drive	Page No. R53
Insert Bit Impact Adaptor 10mm Hex	Page No. R55
Flexible Extension (18" Thin Diameter) 1/4" Drive	Page No. R53
Adaptors 1/4", 3/8", 1/2", 3/4", 1" Drive	Page No. R53



Spark Plug Sockets & Accessories

S603060 5/8" & 13/16" Swivel "T" Handle Spark Plug Wrench Set

A swivel head universal jointed "T" handled spark plug wrench that works on both 5/8"(16mm) and 13/16"(20.6mm) spark plugs.



S603060

RS31 26" Flex-Head / Ratchet Head / Handle



26"(635mm) Handle with 14mm x 18mm drive head that accepts a 1/2"drive adjustable head & a 72 tooth ratchet head with push button hold and release of the socket. There are many other head attachments that fit this type of drive.
Length: 26"(635mm)

All 14mm x 18mm Drive Crowsfoot, Flare-Nut, Open End & Ring attachment heads will fit this Handle



22910 Three Piece Set

22910 Three Piece Ratchet Buddies Set

Use your fingers to take the slack out of a bolt or nut so your ratchet can take over. Use as a palm drive for hand installations. set consists of: 1/4", 3/8" and 1/2" Drive Spinner Handles.



90mm Long

Size

13627

250mm Long

13628

13627 21mm 12 Point Spark Plug Socket (3/8" Drive)

Special thin wall spark plug socket to reach into spark plug hole.
Size: 13/16"(21mm) (12 Point)
Length: 3.1/2"(90mm) Drive: 3/8" Square.



13628 21mm 12 Point Deep Spark Plug Socket (3/8" Drive)

Special thin wall spark plug socket to reach into spark plug hole.
Size: 13/16"(21mm) (12 Point)
Length: 10"(250mm) Drive: 3/8" Square.



807315

807315 16mm Universal Spark Plug Socket (3/8" Drive)

Special 16mm hexagon 6 point universal spark plug socket with ball type universal joint and thin walls to reach into spark plug hole.
Size: 16mm (6 Point)
Length: 3.5/8"(93mm) Drive: 3/8" Square.

Hollow Through Sockets (For Strut Work)

These sets are ideal for working on shock absorbers and struts. The bolts or studs protrude through the socket and ratchet handle making this set suitable for all suspension work. The Gear-less Infinity Ratchet has zero index.

KS314 12Pc. SAE Infinity Socket Set (Hole Thru)

Sizes: 5/16", 3/8", 7/16", 1/2", 9/16", 5/8", 11/16", 3/4" Hole thru sockets 15mm drive.
15mm Hex x 3/8" Drive Male Adaptor.
1.1/2" & 3"(38mm & 75mm) 3/8" Drive Extensions.
10"(250mm) Gear-less Ratchet (15mm Hex drive female.)



KS314 SAE Set

KS314M 13Pc. Metric Infinity Socket Set (Hole Thru)

Sizes: 8mm, 10mm, 11mm, 12mm, 13mm, 14mm, 16mm, 17mm, 19mm. Hole thru sockets 15mm drive.
15mm Hex x 3/8" Drive Male Adaptor.
1.1/2" & 3"(38mm & 75mm) 3/8" Drive Extensions,
10"(250mm) Gear-less Ratchet (15mm Hex drive female.)



KS314M Metric Set


KS412M 12Pc. Metric Infinity Socket Set (Hole Thru)

Sizes: 14mm, 15mm, 16mm, 17mm, 19mm, 20mm, 21mm, 22mm, 23mm, 24mm, 26mm. Hole thru sockets 22mm hex drive.
10"(250mm) Female Gear-less Ratchet. 22mm Hex drive.



KS412M Metric Set

93106 Metric Set is listed on page 518 of the C2009 T&E Tools catalogue



93105

In-Hex 3/8" Drive 150mm Long

New IN-Hex / Torx-r & "EP Series" Sockets

93105 7Pc. SAE In-Hex 3/8" Drive Sockets

Contains: 1/8", 5/32", 3/16", 7/32", 1/4", 5/16", 3/8".
In-Hex Sockets 3/8" Drive x 150mm Long
Supplied in blow mold case.

Individual Sizes:

Available Separately

Part No.	Size	Drive	Description	Length
13704	1/8"	3/8"Square	In-Hex Socket	6" (150mm)
13705	5/32"	3/8"Square	In-Hex Socket	6" (150mm)
13706	3/16"	3/8"Square	In-Hex Socket	6" (150mm)
13707	7/32"	3/8"Square	In-Hex Socket	6" (150mm)
13708	1/4"	3/8"Square	In-Hex Socket	6" (150mm)
13710	5/16"	3/8"Square	In-Hex Socket	6" (150mm)
13712	3/8"	3/8"Square	In-Hex Socket	6" (150mm)



93107

Torx-r

93107 7Pc. Torx-r 3/8" Drive Insert Bit Sockets

Contains: T25, T27, T30, T40, T45, T50, T55 Torx-r Insert Bit
Sockets 3/8" Drive x 150mm Long
Supplied in blow mold case.

Individual Sizes:

Available Separately

Part No.	Size	Drive	Description	Length
13725	T25	3/8"Square	In-Hex Socket	6" (150mm)
13727	T27	3/8"Square	In-Hex Socket	6" (150mm)
13730	T30	3/8"Square	In-Hex Socket	6" (150mm)
13740	T40	3/8"Square	In-Hex Socket	6" (150mm)
13745	T45	3/8"Square	In-Hex Socket	6" (150mm)
13750	T50	3/8"Square	In-Hex Socket	6" (150mm)
13755	T55	3/8"Square	In-Hex Socket	6" (150mm)



EP0110 thru EP0120



EP Series

EP006 EP Series 1/2" Drive Female Torx Sockets

New EP Series 1/2" drive sockets differ from the normal E series sockets as they have broader square corners.

They are used on fasteners found on Nissan clutches etc.

Set contains: EP10, EP12, EP14, EP16, EP18, EP20 EP Series Sockets.

Individual Sizes:

Available Separately

Part No.	Size	Drive	Description	Length
EP0110	10EP	1/2"Square	EP Series Socket	1.1/2" (38mm)
EP0112	12EP	1/2"Square	EP Series Socket	1.1/2" (38mm)
EP0114	14EP	1/2"Square	EP Series Socket	1.1/2" (38mm)
EP0116	16EP	1/2"Square	EP Series Socket	1.1/2" (38mm)
EP0118	18EP	1/2"Square	EP Series Socket	1.1/2" (38mm)
EP0120	20EP	1/2"Square	EP Series Socket	1.1/2" (38mm)



EP006

200mm Long

13804 #4 Phillips 3/8" Drive Screwdriver Socket

Addition to sockets shown on page 521 of C2009 catalogue

Length: 2.1/8" (55mm)

139045 9/64" x 3/8" Drive In-Hex Bit Socket

Addition to In-Hex sockets shown on page 519 of C2009 catalogue

Length: 2.0" (50mm)

14906XL 3/16" x 1/2" Drive In-Hex Bit Socket

Addition to In-Hex Sockets shown on page 519 of C2009 catalogue

Length: 5.1/2" (140mm)

14906XXL 3/16" x 1/2" Drive In-Hex Bit Socket

Addition to In-Hex Sockets shown on page 519 of C2009 catalogue

Length: 8" (200mm)

14909XL 9/32" x 1/2" Drive In-Hex Bit Socket

Addition to In-Hex Sockets shown on page 519 of C2009 catalogue

Length: 5.1/2" (140mm)

14909XXL 9/32" x 1/2" Drive In-Hex Bit Socket


Addition to In-Hex Sockets shown on page 519 of C2009 catalogue

Length: 8" (200mm)



13804

140mm Long



14906XL



14909XL



14906XXL



14909XXL

Pentagon & Specialty Sockets & Accessories

23689 Extra Long 3/8" Drive Sliding "T" Handle

New extra long 3/8" Drive sliding "T" handle is 450mm long with the "T" bar 250mm in length and the stock diameter of 12mm.

Length: 18"(450mm)

Drive: 3/8" Square Drive.



450mm long

23689

2111-10 10mm 3/8" Drive 6 Point Short Socket

Extra short 3/8" Drive In-Hex socket required where there is little clearance. 10mm Size is an addition to the range listed on Page 557 of C009 Catalogue. **Length:** 24mm



24mm long

2111-10



60mm long

5516

5516 10mm Square Male Drain Plug Socket

3/8" Drive 10mm square male drain plug socket for removal and replacement of drain plugs.

Length: 2.3/8"(60mm)

94101 7Pc. 1/2" Drive SAE In-Hex Sockets

Set Contains: 1/4", 5/16", 3/8", 7/16", 1/2", 9/16", 5/8" 1/2" Drive In Hex Chrome Sockets on socket rail

Individual Sizes:

Available Separately

Part No.	Size	Drive	Description	Length
14908	1/4"	1/2" Drive	Chrome In-Hex Socket	60mm
14910	5/16"	1/2" Drive	Chrome In-Hex Socket	60mm
14912	3/8"	1/2" Drive	Chrome In-Hex Socket	60mm
14914	7/16"	1/2" Drive	Chrome In-Hex Socket	60mm
14916	1/2"	1/2" Drive	Chrome In-Hex Socket	70mm
14918	9/16"	1/2" Drive	Chrome In-Hex Socket	70mm
14920	5/8"	1/2" Drive	Chrome In-Hex Socket	75mm



94101 SAE In-Hex

PT704 7 Point Anti-Theft Wheel Lock Socket

This special shaped Seven Point Anti-Theft socket is designed for the removal and replacement of the anti-theft wheel lock nuts that are being fitted to many later model vehicles.

They include Toyota, Hyundai, Honda and many other vehicles.

Opening: 16.5mm 7 Point Side to Point.

Drive: 19mm Hex Drive, 21mm Hex Drive & 3/8" Square Drive.



PT704



4910 Truck 11 Tooth Disc Brake Caliper Socket

New 3/8" Drive x eleven point socket used to install and remove the disc brake calipers on European trucks: Volvo etc.

Length: 1"(26mm) **Drive:** 3/8" Square Drive.



4910



65001 10mm In-Pentagon Side to Point Socket

Suits bolts found on Girling brakes or any other 10mm side to point internal bolt.

Length: 2.3/4"(70mm) **Drive:** 1/2" Square.



65001

65007 10mm Pentagon Side to Point Socket

Length: 1.1/2"(38mm) **Drive:** 1/2" Square.



65007



A2071

A2071 12.5mm Pentagon Side to Point Socket


Length: 1.1/2"(38mm) **Drive:** 1/2" Square.

65005 14mm Pentagon Side to Point Socket

Length: 1.1/2"(38mm) **Drive:** 1/2" Square.



65005



65004

65004 19mm Pentagon Side to Point Socket

Length: 2"(50mm) **Drive:** 1/2" Square.



93917

20mm Drive Hole Through Socket Sets

93917 19Pc. Hole Thru Socket Set SAE & Metric w/ 75° Angle Wrench & Flex-Head Ratchet

20mm Drive hole through socket set with a unique 75° offset ring handle with a 72 tooth flex-head ratchet ring drive on the other end.

Sizes: 3/8", 7/6", 1/2", 9/16", 5/8", 11/16", 3/4".

3/8" Drive 6 point Hole Through Sockets.

10mm, 11mm, 12mm, 13mm, 14mm, 15mm, 16mm, 17mm, 18mm, 19mm. 3/8" Drive 6 point Hole Through Sockets.

3"(75mm) Hole Through Extension

20mm Drive 75° Offset Ring & 72 Tooth Flex-Head Ratchet Ring Drive Handle.



93918

93918 18Pc. Hole Thru Socket Set 8 to 22mm w/ 75° Angle Wrench & Flex-Head Ratchet

20mm Drive hole through socket set with a unique 75° offset ring handle with a 72 tooth flex-head ratchet ring drive on the other end.

Contents: 8mm, 9mm, 10mm, 11mm, 12mm, 13mm, 14mm, 15mm, 16mm, 17mm, 18mm, 19mm, 20mm, 21mm, 22mm 6 Point Hole Through Sockets.

3/8" Drive x 20mm Drive Adaptor

3"(75mm) Hole Through Extension

20mm Drive 75° Offset Ring & 72 Tooth Flex-Head Ratchet Ring Drive Handle



98412

1/2" Drive 12 Point Impact Sockets Metric Sizes

98412 13Pc. 1/2" Drive Metric 12Pt. Impact Sockets

12 Point impact sockets are required in to-days automotive & industrial mechanical repairs as there are more Ferro Cap head bolts being used that have a 12 point head on the studs / nuts.

Sizes: 10mm, 11mm, 12mm, 13mm, 14mm, 15mm, 16mm, 17mm, 18mm, 19mm, 21mm, 22mm, 24mm.

Standard 12 Point 1/2" Drive Metric Impact Sockets.

Supplied in a blow mold case.

For individual sizes refer to page 569 T&E Tools C2009 catalogue.



97415

97415 14Pc. 1/2" Drive SAE 12Pt. Impact Sockets

12 Point impact sockets are required in to-days automotive & industrial mechanical repairs as there are more Ferro Cap head bolts being used that have a 12 point head on the studs / nuts.

Sizes: 7/16", 1/2", 9/16", 5/8", 11/16", 3/4", 13/16", 7/8", 15/16", 1", 1.1/16", 1.1/8", 1.3/16", 1.1/4".

Standard 12 Point 1/2" Drive SAE Impact Sockets.

Supplied in a blow mold case.

For individual sizes refer to page 569 T&E Tools C2009 catalogue.



T4213 13Pc.Set

1/2" Drive Twist Impact Sockets

Twist Sockets easily remove damaged nuts, studs, pipes, nipples and bolts. Place the twist socket on and twist the damaged fastener off. It's that easy! No more pounding, chisels or torches. Safe & fast removal of damaged fasteners and easy removal of the fastener from the twist socket.

T4213 13Pc. 1/2" Drive Metric Impact Twist Sockets

Sizes: 10mm, 11mm, 12mm, 13mm, 14mm, 16mm, 17mm, 18mm, 19mm, 21mm, 22mm, 24mm, 27mm.

1/2" Drive Metric Twist Impact Sockets.

Supplied in a metal case.

Note: Twist Impact Sockets will Fit on Both SAE & Metric Due to there Tapered Design

Impact Adaptors & Universal Joints

76348 11Pc. Impact Socket Adaptors & Impact Universal Joint Set

- Contains:** #72803 1/4"Drive Female x 3/8"Drive Male Impact Adaptor
 #73208 3/8"Drive Female x 1/4"Drive Male Impact Adaptor
 #73216 3/8"Drive Female x 1/2"Drive Male Impact Adaptor
 #74208 1/2"Drive Female x 3/8"Drive Male Impact Adaptor
 #74216 1/2"Drive Female x 3/4"Drive Male Impact Adaptor
 #75208 3/4"Drive Female x 1/2"Drive Male Impact Adaptor
 #75216 3/4"Drive Female x 1"Drive Male Impact Adaptor
 #76208 1"Drive Female x 3/4"Drive Male Impact Adaptor
 #72700 1/4"Drive Impact Universal Joint
 #73700 3/8"Drive Impact Universal Joint
 #74700 1/2"Drive Impact Universal Joint



76348

1/2"Drive 12 Point Deep Impact Sockets

6079 7Pc. 12 Point Deep Impact Sockets

Contains: 24mm, 30mm, 32mm, 33mm, 34mm, 35mm, 36mm.
 1/2"Drive deep 12 point impact sockets.

Individual Sizes: Available Separately

Part No.	Size	Drive	Description	Length
6077	24mm	1/2"Square	12Point Deep Impact Socket	80mm
6071	30mm	1/2"Square	12Point Deep Impact Socket	80mm
6072	32mm	1/2"Square	12Point Deep Impact Socket	80mm
6073	33mm	1/2"Square	12Point Deep Impact Socket	80mm
6074	34mm	1/2"Square	12Point Deep Impact Socket	80mm
6078	35mm	1/2"Square	12Point Deep Impact Socket	80mm
6075	36mm	1/2"Square	12Point Deep Impact Socket	80mm



6079

1/2"Drive Deep Impact Wheel Sockets (Thin Wall)

6080 4Pc. 6 Point Deep Impact Wheel Sockets

Special thin wall 6 point extra deep sockets to reach into recessed wheel studs on alloy wheels.

Set Contains: 17mm, 19mm, 21mm, 22mm. (150mm long.)
 1/2"Drive deep 6 point impact sockets.

Individual Sizes: Available Separately

Part No.	Size	Drive	Description	Length
6081	17mm	1/2"Square	6 Point Deep Impact Socket	150mm
6082	19mm	1/2"Square	6 Point Deep Impact Socket	150mm
6083	21mm	1/2"Square	6 Point Deep Impact Socket	150mm
6084	22mm	1/2"Square	6 Point Deep Impact Socket	150mm



6080

1/2"Drive 6 Point Deep Impact Sockets

98414L 14Pc. Metric 6 Point Deep Impact Socket Set

New 1/2"Drive deep metric 6 point impact socket set in blow mold case.

Contains: 10mm, 12mm, 14mm, 15mm, 16mm, 17mm, 18mm,
 19mm, 21mm, 22mm, 24mm, 27mm, 30mm, 32mm.
 Supplied in blow mold case.

**New 14 Piece Deep Impact Socket Sets
 In Blow Mold Cases
 98414L 10mm to 32mm
 97414L 3/8" to 1.1/4"**

97414L 14Pc. SAE 6 Point Deep Impact Socket Set

New 1/2"Drive deep SAE 6 point impact socket set in blow mold case.

Contains: 3/8", 7/16", 1/2", 9/16", 5/8",
 11/16", 3/4", 13/16", 7/8", 15/16",
 1", 1.1/16", 1.1/8", 1.1/4".
 Supplied in blow mold case.



98414L 10mm to 32mm
 97414L 3/8" to 1.1/4"



TX030

1/2" Drive Multi-Spline Impact Sockets

TX030 6Pc. Multi-Spline Impact Socket Set

Larger size Multi-Spline (Triple Square) impact quality sockets in both short and long lengths.

Set contains:

Available Separately

- S8714** M14 Multi-Spline 1/2" Drive Impact Socket 45mm Long.
- S8716** M16 Multi-Spline 1/2" Drive Impact Socket 45mm Long.
- S8718** M18 Multi-Spline 1/2" Drive Impact Socket 45mm Long.
- S8614** M14 Multi-Spline 1/2" Drive Impact Socket 78mm Long.
- S8616** M16 Multi-Spline 1/2" Drive Impact Socket 78mm Long.
- S8618** M18 Multi-Spline 1/2" Drive Impact Socket 78mm Long.

1/2" Drive 12 Point Deep Impact Sockets SAE Sizes

97415L 15Pc. SAE 12 Point Deep Impact Sockets

Sizes: 3/8", 7/16", 1/2", 9/16", 5/8", 11/16", 3/4", 13/16", 7/8", 15/16", 1", 1.1/16", 1.1/8", 1.3/16", 1.1/4"

Deep 12 Point Impact Sockets

SAE 1/2" Drive Deep 12 Point Impact Sockets

Individual Sizes

Available Separately

Part No.	Size	Drive	Description	Length
74312L	3/8"	1/2" Square	12 Pt. Deep Impact Socket	3.1/4"
74314L	7/16"	1/2" Square	12 Pt. Deep Impact Socket	3.1/4"
74316L	1/2"	1/2" Square	12 Pt. Deep Impact Socket	3.1/4"
74318L	9/16"	1/2" Square	12 Pt. Deep Impact Socket	3.1/4"
74320L	5/8"	1/2" Square	12 Pt. Deep Impact Socket	3.1/4"
74322L	11/16"	1/2" Square	12 Pt. Deep Impact Socket	3.1/4"
74324L	3/4"	1/2" Square	12 Pt. Deep Impact Socket	3.1/4"
74326L	13/16"	1/2" Square	12 Pt. Deep Impact Socket	3.1/4"
74328L	7/8"	1/2" Square	12 Pt. Deep Impact Socket	3.1/4"
74330L	15/16"	1/2" Square	12 Pt. Deep Impact Socket	3.1/4"
74332L	1"	1/2" Square	12 Pt. Deep Impact Socket	3.1/4"
74334L	1.1/16"	1/2" Square	12 Pt. Deep Impact Socket	3.1/4"
74336L	1.1/8"	1/2" Square	12 Pt. Deep Impact Socket	3.1/4"
74338L	1.3/16"	1/2" Square	12 Pt. Deep Impact Socket	3.1/4"
74340L	1.1/4"	1/2" Square	12 Pt. Deep Impact Socket	3.1/4"

1/2" Drive 12 Point Deep Impact Sockets Metric Sizes

98415L 15Pc. Metric Deep 12 Point Impact Sockets

Sizes: 10mm, 11mm, 12mm, 13mm, 14mm, 15mm, 16mm, 17mm, 18mm, 19mm, 20mm, 21mm, 22mm, 23mm, 24mm Deep 12 Pt. Impact Sockets

Metric 1/2" Drive Deep 12 Point Impact Sockets

Individual Sizes

Available Separately

Part No.	Size	Drive	Description	Length
84110L	10mm	1/2" Square	12 Pt. Deep Impact Socket	82mm
84111L	11mm	1/2" Square	12 Pt. Deep Impact Socket	82mm
84112L	12mm	1/2" Square	12 Pt. Deep Impact Socket	82mm
84113L	13mm	1/2" Square	12 Pt. Deep Impact Socket	82mm
84114L	14mm	1/2" Square	12 Pt. Deep Impact Socket	82mm
84115L	15mm	1/2" Square	12 Pt. Deep Impact Socket	82mm
84116L	16mm	1/2" Square	12 Pt. Deep Impact Socket	82mm
84117L	17mm	1/2" Square	12 Pt. Deep Impact Socket	82mm
84118L	18mm	1/2" Square	12 Pt. Deep Impact Socket	82mm
84119L	19mm	1/2" Square	12 Pt. Deep Impact Socket	82mm
84120L	20mm	1/2" Square	12 Pt. Deep Impact Socket	82mm
84121L	21mm	1/2" Square	12 Pt. Deep Impact Socket	82mm
84122L	22mm	1/2" Square	12 Pt. Deep Impact Socket	82mm
84123L	23mm	1/2" Square	12 Pt. Deep Impact Socket	82mm
84124L	24mm	1/2" Square	12 Pt. Deep Impact Socket	82mm



97415L 15Pc.
12 Point Deep
SAE 1/2" Drive
Impact Sockets

97415L



98415L 15Pc.
12 Point Metric
1/2" Drive Deep
Impact Sockets

98415L

Oil Pressure Switch Socket & Impact Sockets

4018 1" & 1.1/16" Deep Oil Pressure Switch Socket

Specially designed and shaped dual sized deep socket to fit most oil pressure switches on vehicles equipped with warning lights. Use with a 3/8" drive socket bar.

Dual Openings: 1"(25mm) and 1.1/16"(27mm) *Length:* 2.7/8"(73mm)



4018

*Extra Deep 73mm Long
3/8" Drive*

84034 34mm 1/2" Drive Standard 6Pt. Impact Socket

Additional size added to meet the new industrial standards for bolt sizes in rigging having changed from 32mm to 34mm.

Length: 48mm



84034L



84034

New Industrial Standards Changed to 34mm

84034L 34mm 1/2" Drive Deep 6Pt. Impact Socket

Additional size added to meet the new industrial standards for bolt sizes in rigging having changed from 32mm to 34mm.

Length: 82mm

1/2" Drive Metric Universal Impact Sockets

97487 10Pc. 1/2" Drive Metric Universal Impact Sockets

Sizes: 10mm, 11mm, 12mm, 13mm, 14mm, 15mm, 16mm, 17mm, 18mm, 19mm.

Supplied in metal case.



97487

New additional set of 10mm to 19mm

97490 13Pc. 1/2" Drive Metric Universal Impact Sockets

Sizes: 12mm, 13mm, 14mm, 15mm, 16mm, 17mm, 18mm, 19mm, 20mm, 21mm, 22mm, 23mm, 24mm.

Supplied in metal case.



97490

New additional set of 12mm to 24mm

U7420M 20mm 1/2" Drive 6Pt. Universal Impact Socket

U7423M 23mm 1/2" Drive 6Pt. Universal Impact Socket

U7424M 24mm 1/2" Drive 6Pt. Universal Impact Socket

Additional Universal Impact Sockets to range listed on page 570 of C2009 catalogue.



U7420M



U7423M



U7424M

Crowsfoot Socket, Adaptor & Standard Socket

5715 3/8" Hex x 3/8" Square Drive Impact Adaptor

Special adaptor for use with 3/8" hexagon bits. Made from chrome molybdenum steel, suitable for impact use. *Length:* 1.1/4"(32mm)



5715

54335 35mm 1/2" Drive 12Pt Standard Socket

35mm x 1/2" Drive 12Pt Standard Socket is a further size added to the T&E Tools range of 1/2" Drive standard 12 point sockets.

Length: 1.5/8"(41mm)



54335

B1195 22mm Open Faced Crowsfoot Socket

This 22mm crowsfoot style open faced socket is used for removing and installing the shock absorber retainer nut on most European vehicles. It can also be used for other applications where a crowsfoot ring wrench of 22mm or 7/8" is required. Made from chrome vanadium steel with chrome plated finish.

Length: 4.5/8"(118mm) *Drive Size:* 1/2" Square Drive



B1195



65012



Torx-r



S8719



Multi-Spline



98805 Multi-Spline



3/4" Drive
Deep Impact



75318 thru 75328



1" Drive
Deep Impact



76424 and 76428

Torx-r & Multi-Spline Impact Sockets & Bits

65012 T80 Torx-r 1/2" Drive Impact Socket

Suits bolts found on BMW wind-screen wipers or any other T80 Torx-r female bolt.

Size: T80 Torx-r.

Length: 2.3/8"(60mm) Drive: 1/2" Square.

S8719 M19 Multi-Spline Impact Bit (22mm Hex Drive)

This 19mm Multi-Spline impact bit with a 22mm hexagon drive further extends the multi-spline impact bit listed on page 533 of the C2009 T&E Tools catalogue.

Size: M19 Multi-Spline Impact Bit.

Length: 4.1/8"(105mm). Drive: 22mm Hexagon.

1/2" Drive Impact Multi-Spline Sockets

98805 5Pc. 1/2" Drive Multi Spline Impact Sockets

Set Contains: M10, M12, M14, M16, M18

1/2" Drive Multi Spline Impact Sockets on rail.

Individual Sizes:

Available Separately

Part No.	Size	Drive	Description	Length
S7410	M10	1/2" Drive	Multi-Spline Impact Skt.	60mm
S7412	M12	1/2" Drive	Multi-Spline Impact Skt.	60mm
S7414	M14	1/2" Drive	Multi-Spline Impact Skt.	60mm
S7416	M16	1/2" Drive	Multi-Spline Impact Skt.	60mm
S7418	M18	1/2" Drive	Multi-Spline Impact Skt.	60mm

3/4" & 1" Drive E-Series Torx-r Impact Sockets

3/4" Drive E-Series Torx-r Deep Impact Socket

105mm Long

Part No.	Size	Drive	Description	Length
75318	E18	3/4" Sq.	E-Series Female Torx-r Socket	105mm
75320	E20	3/4" Sq.	E-Series Female Torx-r Socket	105mm
75324	E24	3/4" Sq.	E-Series Female Torx-r Socket	105mm
75328	E28	3/4" Sq.	E-Series Female Torx-r Socket	105mm

1" Drive E-Series Torx-r Deep Impact Socket

90mm Long

Part No.	Size	Drive	Description	Length
76424	E24	1" Sq.	E-Series Torx-r Deep Impact Socket	90mm
76428	E28	1" Sq.	E-Series Torx-r Deep Impact Socket	90mm

97538 5Pc. 3/4" Drive Deep Impact Sockets

12 Point Double Hex & Female E-Torx

Set contains five 3/4" Drive deep impact sockets.


Two have 12 point openings, 17mm & 19mm.

The other three are Female E Torx, E18, E20 & E24.

They are designed for use on cylinder heads studs on truck engines. EG: Mercedes engines. MAN commercial vehicles & buses. "E" Series impact sockets have many commercial uses eg: railway line track studs etc. 19mm 12 Point deep impact socket fits on 3/4" 12 point studs on American Truck engines.



97538



12 Point 3/4" Drive
Impact

E Series 3/4" Drive
Impact

Individual Sizes:

Available Separately

Part No.	Size	Drive	Description	Length
75318	E18	3/4" Dr.	"E" Series Torx Impact Socket	105mm
75320	E20	3/4" Dr.	"E" Series Torx Impact Socket	105mm
75324	E24	3/4" Dr.	"E" Series Torx Impact Socket	105mm
85317L	17mm	3/4" Dr.	12Pt. Deep Impact Socket	105mm
85319L	19mm	3/4" Dr.	12Pt. Deep Impact Socket	105mm

Whitworth (BA) 1/4" Drive 6 Point Sockets

92209W 9Pc. 1/4" Drive (BA) 6Pt. Sockets

Contains: 8BA, 7BA, 6BA, 5BA, 4BA, 3BA, 2BA, 1BA, 0BA.
Standard 6 Point 1/4" Drive BA Sockets.
Supplied on socket rail.

"BA" are British Association Sizes

Whitworth (BA) 1/4" Drive 6 Point Standard Sockets

Individual Sizes: Available Separately

Part No.	Size	Drive	Description	Length
1208BA	8BA	1/4" Sq	6 Point Std. Socket	24mm
1207BA	7BA	1/4" Sq	6 Point Std. Socket	24mm
1206BA	6BA	1/4" Sq	6 Point Std. Socket	24mm
1205BA	5BA	1/4" Sq	6 Point Std. Socket	24mm
1204BA	4BA	1/4" Sq	6 Point Std. Socket	24mm
1203BA	3BA	1/4" Sq	6 Point Std. Socket	24mm
1202BA	2BA	1/4" Sq	6 Point Std. Socket	24mm
1201BA	1BA	1/4" Sq	6 Point Std. Socket	24mm
1200BA	0BA	1/4" Sq	6 Point Std. Socket	24mm



No.92209W
6 Point BA Sockets
Sizes 8BA to 0BA

Whitworth (BA) 3/8" Drive 12 Point Sockets

93307W 7Pc. 3/8" Drive Whitworth 12Pt. Sockets

Contains: 1/8", 3/16", 1/4", 5/16", 3/8", 7/16", 1/2".
Standard 12 Point 3/8" Drive Whitworth Sockets.
Supplied on socket rail.

Whitworth (BA) 3/8" Drive 12 Point Standard Sockets

Individual Sizes: Available Separately

Part No.	Size	Drive	Description	Length
13004W	1/8"	3/8" Sq	12Point Std. Socket	38mm
13006W	3/16"	3/8" Sq	12Point Std. Socket	38mm
13008W	1/4"	3/8" Sq	12Point Std. Socket	38mm
13010W	5/16"	3/8" Sq	12Point Std. Socket	38mm
13012W	3/8"	3/8" Sq	12Point Std. Socket	41mm
13014W	7/16"	3/8" Sq	12Point Std. Socket	41mm
13016W	1/2"	3/8" Sq	12Point Std. Socket	43mm
14001BA	1BA	3/8" Sq	12Point Std. Socket	38mm
14000BA	0BA	3/8" Sq	12Point Std. Socket	38mm



No.93307W
12 Point Whitworth Sockets
Sizes 1/8" to 1/2"

Whitworth 1/2" Drive 12 Point Sockets

94311W 11Pc. 1/2" Drive Whitworth 12Pt. Sockets

Contains: 1/8", 3/16", 1/4", 5/16", 3/8", 7/16", 1/2", 9/16",
5/8", 11/16", 3/4".
Whitworth Standard 12 Point 1/2" Drive Sockets.
Supplied on socket rail.

Whitworth 1/2" Drive 12 Point Standard Sockets

Individual Sizes: Available Separately

Part No.	Size	Drive	Description	Length
14004W	1/8"	1/2" Sq	12Point Std. Socket	38mm
14006W	3/16"	1/2" Sq	12Point Std. Socket	38mm
14008W	1/4"	1/2" Sq	12Point Std. Socket	38mm
14010W	5/16"	1/2" Sq	12Point Std. Socket	38mm
14012W	3/8"	1/2" Sq	12Point Std. Socket	41mm
14014W	7/16"	1/2" Sq	12Point Std. Socket	41mm
14016W	1/2"	1/2" Sq	12Point Std. Socket	43mm
14018W	9/16"	1/2" Sq	12Point Std. Socket	43mm
14020W	5/8"	1/2" Sq	12Point Std. Socket	46mm
14022W	11/16"	1/2" Sq	12Point Std. Socket	48mm
14024W	3/4"	1/2" Sq	12Point Std. Socket	48mm



No.94311W
12 Point Whitworth Sockets
Sizes 1/8" to 3/4" Whitworth

1/4" Drive Deep Multi-Lock Sockets 12 Flutes

Multi lock sockets are a new patented design that fit six different fastener configurations: Square, Torx-r, 6 Point, 12 Point, Spline & Ribe.

M92414 13Pc. 1/4" Drive Deep Multi-Lock Sockets

Contains: 4mm, 4.5mm, 5mm, 5.5mm, 6mm, 7mm, 8mm, 9mm, 10mm, 11mm, 12mm, 13mm, 14mm
Deep 12 Spline Multi-Lock 1/4" Drive Sockets.
Supplied on socket rail.

Individual Sizes:

Available Separately

Part No.	Size	Drive	Description	Length
M5204L	4mm	1/4" Square	Multi-Lock Socket	50mm
M5245L	4.5mm	1/4" Square	Multi-Lock Socket	50mm
M5205L	5mm	1/4" Square	Multi-Lock Socket	50mm
M5255L	5.5mm	1/4" Square	Multi-Lock Socket	50mm
M5206L	6mm	1/4" Square	Multi-Lock Socket	50mm
M5207L	7mm	1/4" Square	Multi-Lock Socket	50mm
M5208L	8mm	1/4" Square	Multi-Lock Socket	50mm
M5209L	9mm	1/4" Square	Multi-Lock Socket	50mm
M5210L	10mm	1/4" Square	Multi-Lock Socket	50mm
M5211L	11mm	1/4" Square	Multi-Lock Socket	50mm
M5212L	12mm	1/4" Square	Multi-Lock Socket	50mm
M5213L	13mm	1/4" Square	Multi-Lock Socket	50mm
M5214L	14mm	1/4" Square	Multi-Lock Socket	50mm

3/8" Drive Deep Multi-Lock Sockets 12 Flutes

Multi-Lock sockets are a new patented design that fit six different fastener configurations: Square, Torx-r, 6 Point, 12 Point, Spline & Ribe.

M93418 18Pc. 3/8" Drive Deep Multi-Lock Sockets

Set Contains:

6mm, 7mm, 8mm, 9mm, 10mm, 11mm, 12mm, 13mm, 14mm, 15mm, 16mm, 17mm, 18mm, 19mm, 20mm, 21mm, 22mm, 24mm.

Supplied on socket rail.

Individual Sizes:

Available Separately

Part No.	Size	Drive	Description	Length
M5306L	6mm	3/8" Square	Multi-Lock Socket	63mm
M5307L	7mm	3/8" Square	Multi-Lock Socket	63mm
M5308L	8mm	3/8" Square	Multi-Lock Socket	63mm
M5309L	9mm	3/8" Square	Multi-Lock Socket	63mm
M5310L	10mm	3/8" Square	Multi-Lock Socket	63mm
M5311L	11mm	3/8" Square	Multi-Lock Socket	63mm
M5312L	12mm	3/8" Square	Multi-Lock Socket	63mm
M5313L	13mm	3/8" Square	Multi-Lock Socket	63mm
M5314L	14mm	3/8" Square	Multi-Lock Socket	63mm
M5315L	15mm	3/8" Square	Multi-Lock Socket	63mm
M5316L	16mm	3/8" Square	Multi-Lock Socket	63mm
M5317L	17mm	3/8" Square	Multi-Lock Socket	63mm
M5318L	18mm	3/8" Square	Multi-Lock Socket	63mm
M5319L	19mm	3/8" Square	Multi-Lock Socket	63mm
M5320L	20mm	3/8" Square	Multi-Lock Socket	63mm
M5321L	21mm	3/8" Square	Multi-Lock Socket	63mm
M5322L	22mm	3/8" Square	Multi-Lock Socket	63mm
M5324L	24mm	3/8" Square	Multi-Lock Socket	63mm

14mm Magnetic / Uni Spark Plug Socket

807314 14mm Magnetic Spark Plug Socket

3/8" Drive ball type universal spark plug socket with a permanent magnet. Ball type universal joint and thin wall socket is required when installing or retrieving from the spark plug hole.

Opening: 14mm 12Point. **Drive:** 3/8" Square.



Multi-Lock Sockets
Fit all the Following Configurations

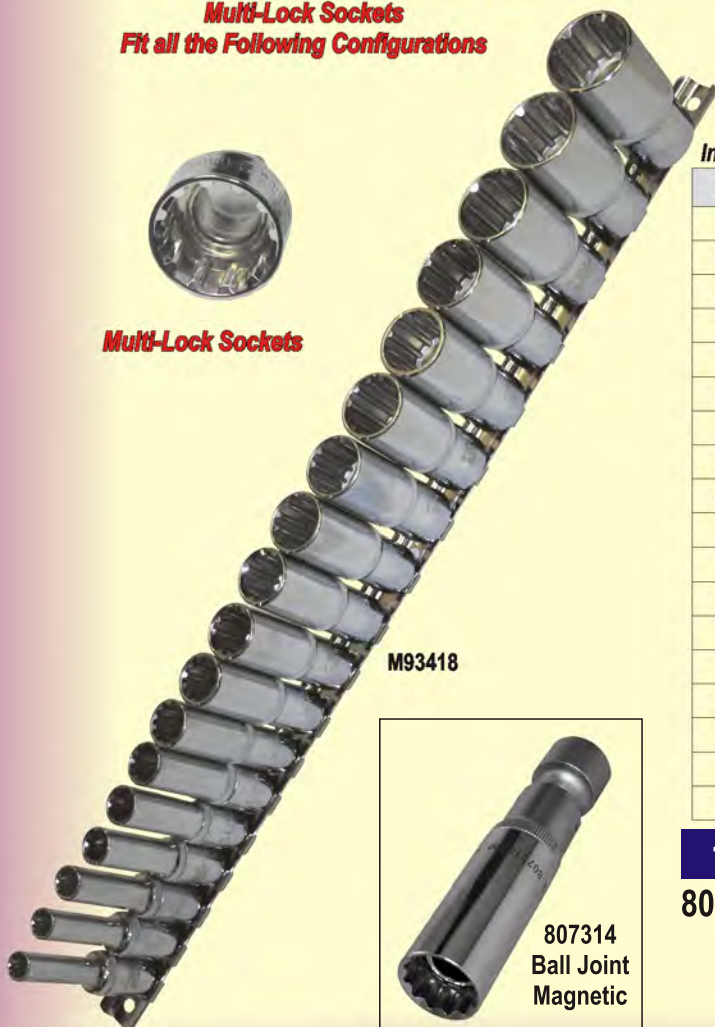


Multi-Lock Sockets

M92414



Multi-Lock Sockets
Fit all the Following Configurations



Multi-Lock Sockets

M93418



807314
Ball Joint
Magnetic

1/2" Drive Deep Multi-Lock Sockets 12 Flutes

Multi lock sockets are a new patented design that fit six different fastener configurations:
 Square, Torx-r, 6 Point & 12 Point, SAE & Metric Hex,
 Spline & Ribe.



M94420 20Pc. 1/2" Drive Deep Multi-Lock Sockets

Set Contains:
 10mm, 11mm, 12mm, 13mm, 14mm, 15mm, 16mm, 17mm,
 18mm, 19mm, 20mm, 21mm, 22mm, 23mm, 24mm, 26mm,
 27mm, 28mm, 30mm, 32mm. Multi-Lock Sockets 1/2" Drive.
 Supplied on two socket rails.



1/2" Drive Deep Multi-Lock Sockets



Table Below Shows the Sizes That Multi-lock Sockets Fit for all the Different Configurations

Multi Lock Sockets

Individual Sizes: Available Separately



Part No.	Size	Drive	Length
M5410L	10mm	1/2" Sq.	76mm
M5411L	11mm	1/2" Sq.	76mm
M5412L	12mm	1/2" Sq.	76mm
M5413L	13mm	1/2" Sq.	76mm
M5414L	14mm	1/2" Sq.	76mm
M5415L	15mm	1/2" Sq.	76mm
M5416L	16mm	1/2" Sq.	76mm
M5417L	17mm	1/2" Sq.	76mm
M5418L	18mm	1/2" Sq.	76mm
M5419L	19mm	1/2" Sq.	76mm
M5420L	20mm	1/2" Sq.	76mm
M5421L	21mm	1/2" Sq.	76mm
M5422L	22mm	1/2" Sq.	76mm
M5423L	23mm	1/2" Sq.	76mm
M5424L	24mm	1/2" Sq.	76mm
M5426L	26mm	1/2" Sq.	76mm
M5427L	27mm	1/2" Sq.	76mm
M5428L	28mm	1/2" Sq.	76mm
M5430L	30mm	1/2" Sq.	76mm
M5432L	32mm	1/2" Sq.	76mm

MM.	SAE	Torx	Spline	Square	WW	E-Torx (Female)
10mm		T55				
11mm	7/16"	T60	M14	3/8"	3/16"	E16
12mm						
13mm	1/2"	T70	M16	7/16"	1/4"	E18
14mm	9/16"		M18			
15mm		T80		1/2"	5/16"	E20
16mm	5/8"					
17mm		T90				E22
18mm				5/8"	3/8"	
19mm	3/4"	T100				E24
20mm						
21mm					7/16"	
22mm	7/8"			3/4"		
23mm						
24mm	15/16"				1/2"	
26mm					9/16"	
27mm	1.1/16"					
28mm					5/8"	
30mm	1.3/16"			1"	11/16"	
32mm	1.1/4"					



M94220 Part 1 of Set

M94220 Part 2 of Set

M94420 Set is Supplied on two Socket Rails


1/2" Drive 12 Point Deep Impact Sockets

6076 5Pc. 12 Point Deep Impact Sockets

Set Contains: 30mm, 32mm, 33mm, 34mm, 36mm.
 1/2" Drive deep 12 point impact sockets.

Individual Sizes: Available Separately

Part No.	Size	Drive	Description	Length
6071	30mm	1/2" Square	12Point Deep Impact Socket	75mm
6072	32mm	1/2" Square	12Point Deep Impact Socket	75mm
6073	33mm	1/2" Square	12Point Deep Impact Socket	75mm
6074	34mm	1/2" Square	12Point Deep Impact Socket	75mm
6075	36mm	1/2" Square	12Point Deep Impact Socket	75mm



6071 to 6075



6076

Socket Adaptors & Socket Extensions



76346 1/4", 3/8", 1/2", 3/4", 1" Drive Adaptors

This set of female to male adaptors fit into each other to reduce the drive size to the required size. They are needed when space or minimum length is required.

Set contains:

76346-14 1/4" Drive Male to 3/8" Drive Female with serrated speed wheel.

76346-38 3/8" Drive Male to 1/2" Drive Female with serrated speed wheel.

76346-12 1/2" Drive Male to 3/4" Drive Female with serrated speed wheel.

76346-34 3/4" Drive Male to 1" Drive Female with serrated speed wheel.

Length of all adaptors together: 1.3/4" (45mm)

Weight: 9.38 ounce. (268gm.)



24988

Wobble End & Adjusts 10" to 16" (255mm to 407mm)


24988 1/2" Drive Adjustable Wobble Extension

Extends from 10" to 16" (255 to 407mm) in length.

Features quick pull and release with a seven hole adjustment for different length intervals. Wobble head of extension features four shoulders for use with heavy loads.

Length: 10" (255mm) to 16" (407mm)

Drive: 1/2" Square Drive.



5011

Extra Thin & Flexible 1/4" Drive Extension

5011 1/4" Drive Flexible Extension (18" Thin Diameter)

For Use with any 1/4" drive ratchet or handle when an extra long and thin diameter extension is required.

Length: 18" (450mm) **Shaft Diameter:** 1/4" (6.3mm)



1961 11Pc. 4 Pin Lock Nut Sockets (Outer Teeth)

Set contains eleven 4 pin lock nut sockets for removal and replacement of 4 lug lock nuts. Sizes range from 22mm up to 75mm in diameter with external pins of 3mm to 6.5mm diameter as listed in table below.

Individual Sizes:

Available Separately

Part No	Size	Pin	Description	Drive	Length
1950	22mm	3mm	4 Tooth Ext. Bearing Nut Socket	1/2"	60mm
1951	26mm	3.5mm	4 Tooth Ext. Bearing Nut Socket	1/2"	60mm
1952	30mm	4mm	4 Tooth Ext. Bearing Nut Socket	1/2"	60mm
1953	33mm	4mm	4 Tooth Ext. Bearing Nut Socket	1/2"	60mm
1954	37mm	4.5mm	4 Tooth Ext. Bearing Nut Socket	1/2"	60mm
1955	44mm	5mm	4 Tooth Ext. Bearing Nut Socket	1/2"	60mm
1956	50mm	5.5mm	4 Tooth Ext. Bearing Nut Socket	1/2"	60mm
1957	56mm	5.5mm	4 Tooth Ext. Bearing Nut Socket	1/2"	60mm
1958	63mm	6mm	4 Tooth Ext. Bearing Nut Socket	1/2"	60mm
1959	69mm	6.5mm	4 Tooth Ext. Bearing Nut Socket	1/2"	60mm
1960	75mm	6.5mm	4 Tooth Ext. Bearing Nut Socket	1/2"	60mm

4 Pin Lock Nut Sockets Range from 22mm to 75mm

1961 Set of 11Pcs.
Supplied in Blow Mold Case



1961-A 10Pc. 4 Pin Lock Nut Sockets (Inner Teeth)

Set contains ten 4 pin lock nut sockets for removal and replacement of 4 lug lock nuts. Sizes range from 20mm to 72mm in diameter I.D. with internal teeth of 2.5mm to 5.5mm diameter as listed in table below.

Individual Sizes:

Available Separately

Part No	I.D. Size	Pin	Description	Drive	Length
1950-A	20mm	2.5mm	4 Tooth Int. Bearing Nut Socket	1/2"	60mm
1951-A	24mm	2.6mm	4 Tooth Int. Bearing Nut Socket	1/2"	60mm
1952-A	27mm	2.6mm	4 Tooth Int. Bearing Nut Socket	1/2"	60mm
1953-A	30mm	3.5mm	4 Tooth Int. Bearing Nut Socket	1/2"	60mm
1954-A	35mm	3.5mm	4 Tooth Int. Bearing Nut Socket	1/2"	60mm
1955-A	41mm	4.5mm	4 Tooth Int. Bearing Nut Socket	1/2"	60mm
1956-A	46mm	4.5mm	4 Tooth Int. Bearing Nut Socket	1/2"	60mm
1957-A	60mm	5.5mm	4 Tooth Int. Bearing Nut Socket	1/2"	60mm
1958-A	66mm	5.5mm	4 Tooth Int. Bearing Nut Socket	1/2"	60mm
1959-A	72mm	5.5mm	4 Tooth Int. Bearing Nut Socket	1/2"	60mm

4 Pin Lock Nut Sockets Range from 22mm to 72mm

1961-A Set of 10Pcs.
Supplied in Blow Mold Case

Fuel Filter Socket & "T" Handle Torx Keys

4549 3/8" Drive Fuel Filter Socket (Diesel)

The special shaped grooved socket is designed to allow quick removal of the fuel filter without damaging the plastic cover. It also allows re-tightening up to a torque avoiding air leaks.
Drive : 3/8" Square. **Length:** 1.5/8"(41mm)



4549

Suits: 2.0 & 2.2 Litre HD Engines on Peugeot, Citroen, Ford, Mitsubishi, Volvo, etc.

MK070 10Pc. 3 Way Sliding "T" Torx Key Set

T Handle adjusts to any size or depth. Three Torx sizes on each T Handle key. Torx keys are made from S2 steel, precision ground & heat treated.

Individual Sizes: Available Separately

Part No.	Size	Description	Length
M2410	T10	3 Way Sliding "T" Torx Key	125 & 65mm
M2415	T15	3 Way Sliding "T" Torx Key	125 & 65mm
M2420	T20	3 Way Sliding "T" Torx Key	125 & 65mm
M2425	T25	3 Way Sliding "T" Torx Key	180 & 90mm
M2427	T27	3 Way Sliding "T" Torx Key	180 & 90mm
M2430	T30	3 Way Sliding "T" Torx Key	180 & 90mm
M2440	T40	3 Way Sliding "T" Torx Key	210 & 105mm
M2445	T45	3 Way Sliding "T" Torx Key	250 & 125mm
M2450	T50	3 Way Sliding "T" Torx Key	250 & 125mm
M2455	T55	3 Way Sliding "T" Torx Key	300 & 55mm



MK070

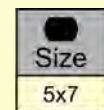
Pry Bit (Double D) Sockets

65014 5 x 7mm Pry Bit (Double "D") Socket

Pry bit (double "D") sockets are used on semi-strut clamp castings fitted to Audi, VW, BMW, Citroen, Ford, Seat, Skoda, Peugeot, Renault and Japanese vehicles.
Size: 5mm x 7mm Double "D".
Length: 15/16"(24mm) **Drive:** 1/2" Square.



65014

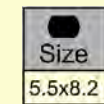


65015 5.5 x 8.2mm Pry Bit (Double "D") Socket

Pry bit (double "D") sockets are used on semi-strut clamp castings fitted to Audi, VW, BMW, Citroen, Ford, Seat, Skoda, Peugeot, Renault and Japanese vehicles.
Size: 5.5mm x 8.2mm Double "D".
Length: 15/16"(24mm) **Drive:** 1/2" Square.



65015



Deluxe Wheel Lock Removal Kit

T63456 9Pc. Deluxe Wheel Lock Removal Kit

An extended set to #T63455 on page 79 of C2009 Catalogue. New sockets provide additional coverage for some damaged wheel lugs as well as odd-sized wheel locks not previously covered.

- 1: Ford & Chrysler Hubcap Locks.
- 2: GM Spline Hubcap Locks.
- 3: GM Hubcap Locks.
- 4: Stripped 18mm Lug Nuts (GM Hubcap Locks, Ford Wheel locks).
- 5: Corvette, GM, "N" & "F" Body Wheel Locks.
- 6: Standard Wheel Locks.
- 7: Oversize Wheel Locks.
- 8: Chrysler Hubcap Locks.
- 9: Extractor Punch.



T63456

Break Up of T63456 Set

IN-Hex Power Bit Sets (SAE & Metric)



91231

91231 18Pc. Metric In-Hex Power Bit Set

Set contains: Nine 1/4"Hex 75mm long In-Hex Power Bits 2.5 to 10mm
Nine 1/4"Hex 150mm long In-Hex Power Bits 2.5 to 10mm

Individual Sizes:

Available Separately

Part No.	1/4"Hex Power Bit	Part No.	1/4"Hex Power Bit
51602	2.5mm In-Hex x 75mm	51702	2.5mm In-Hex x 150mm
51603	3mm In-Hex x 75mm	51703	3mm In-Hex x 150mm
51604	4mm In-Hex x 75mm	51704	4mm In-Hex x 150mm
51605	5mm In-Hex x 75mm	51705	5mm In-Hex x 150mm
51606	6mm In-Hex x 75mm	51706	6mm In-Hex x 150mm
51607	7mm In-Hex x 75mm	51707	7mm In-Hex x 150mm
51608	8mm In-Hex x 75mm	51708	8mm In-Hex x 150mm
51609	9mm In-Hex x 75mm	51709	9mm In-Hex x 150mm
51610	10mm In-Hex x 75mm	51710	10mm In-Hex x 150mm



91236

91236 18Pc. SAE In-Hex Power Bit Set

Set contains: Nine 1/4"Hex 75mm long In-Hex Power Bits 3/32" to 3/8"
Nine 1/4"Hex 150mm long In-Hex Power Bits 3/32" to 3/8"

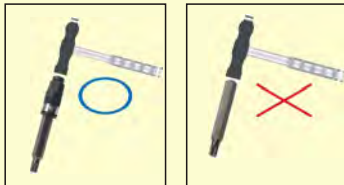
Individual Sizes:

Available Separately

Part No.	1/4"Hex Power Bit	Part No.	1/4"Hex Power Bit
30703	3/32" In-Hex x 75mm	31803	3/32" In-Hex x 150mm
30704	1/8" In-Hex x 75mm	31804	1/8" In-Hex x 150mm
307045	9/64" In-Hex x 75mm	318045	9/64" In-Hex x 150mm
30705	5/32" In-Hex x 75mm	31805	5/32" In-Hex x 150mm
30706	3/16" In-Hex x 75mm	31806	3/16" In-Hex x 150mm
30707	7/32" In-Hex x 75mm	31807	7/32" In-Hex x 150mm
30708	1/4" In-Hex x 75mm	31808	1/4" In-Hex x 150mm
30710	5/16" In-Hex x 75mm	31810	5/16" In-Hex x 150mm
30712	3/8" In-Hex x 75mm	31812	3/8" In-Hex x 150mm



12801



Impact Insert Adaptor & Torx / Tamper-Torx Bits

12801 10mm Hex Insert Bit Impact Adaptor

Special surface finish 10mm hex impact bit buffer adaptor to protect insert bits from damage when striking with a hammer.
Drive: 10mm Female Hexagon.

Length: 2"(50mm)



TX077

TX077 8Pc. Torx & Tamper Torx Screwdriver Bit Set

These high quality S2 steel screwdriver bits are 300mm long & have Torx and Tamper-Torx on each end. The two way handle can be used as either a "T" handle or as a conventional screwdriver handle.

Contains:

1/4"Hex Torx: T10, T15, T20, T25, T27, T30, T40 Double End Bits

1/4"Hex Tamper-Torx: T10, T15, T20, T25, T27, T30, T40 Double End Bits

T1005 1/4"Hex Bit Screwdriver Handle

Individual Sizes:

Available Separately

Part No.	Size	Description	Length
TX077-10	T10	D/End Torx & Tamper Torx Screwdriver	300mm
TX077-15	T15	D/End Torx & Tamper Torx Screwdriver	300mm
TX077-20	T20	D/End Torx & Tamper Torx Screwdriver	300mm
TX077-25	T25	D/End Torx & Tamper Torx Screwdriver	300mm
TX077-27	T27	D/End Torx & Tamper Torx Screwdriver	300mm
TX077-30	T30	D/End Torx & Tamper Torx Screwdriver	300mm
TX077-40	T40	D/End Torx & Tamper Torx Screwdriver	300mm
T1005		1/4 Hex Bit Two-Way Screwdriver Handle	125mm



TX077-10 thru to TX077-40

New Specialty Sockets & Adaptors

Slotted Deep 3/8" Drive Sockets

These sockets have a multitude of uses where it necessary to turn, undo and fasten screws, taps ,butterfly nuts, etc.

- J7716** 6mm Slotted Deep 3/8" Drive Socket Slot depth 15mm.
- J7717** 8mm Slotted Deep 3/8" Drive Socket Slot depth 15mm.
Drives : 3/8" Square. Lengths: 2"(50mm)



J7716



J7717

7723 6Pc. 1/4" Drive Glow-Plug Twist Sockets

Six 1/4" drive impact twist sockets used to remove the broken nut of glow-plugs from diesel engines. *Sizes: 2.6mm to 8.25mm.*

- | <i>Individual Sizes</i> | <i>Available Separately</i> |
|--|-----------------------------|
| 7723-26 2.6mm 1/4" Drive Glow-Plug Socket 1.9/16"(40mm) long. | |
| 7723-32 3.2mm 1/4" Drive Glow-Plug Socket 1.9/16"(40mm) long. | |
| 7723-35 3.5mm 1/4" Drive Glow-Plug Socket 1.9/16"(40mm) long. | |
| 7723-45 4.5mm 1/4" Drive Glow-Plug Socket 1.9/16"(40mm) long. | |
| 7723-65 6.5mm 1/4" Drive Glow-Plug Socket 1.9/16"(40mm) long. | |
| 7723-825 8.25mm 1/4" Drive Glow-Plug Socket 1.9/16"(40mm) long. | |



7723

J4290 6Pc. 3/8" Drive 6 Point Injector Sockets

These special 3/8" drive 6 point injector sockets are used for the removal and installation of injector valves on diesel engines.

Set contains: 10mm, 11mm, 12mm, 14mm, 17mm, 19mm.

- | <i>Individual Sizes</i> | <i>Available Separately</i> |
|--|-----------------------------|
| J4290-1 10mm 3/8" Drive 6 point Flare Nut Socket 2"(50mm) long. | |
| J4290-2 11mm 3/8" Drive 6 point Flare Nut Socket 2"(50mm) long. | |
| J4290-3 12mm 3/8" Drive 6 point Flare Nut Socket 2"(50mm) long. | |
| J4290-4 14mm 3/8" Drive 6 point Flare Nut Socket 2"(60mm) long. | |
| J4290-5 17mm 3/8" Drive 6 point Flare Nut Socket 2"(78mm) long. | |
| J4290-6 19mm 3/8" Drive 6 point Flare Nut Socket 2"(78mm) long. | |



J4290

4136 Diesel Head Bolt Torque Adaptor

To use with a 3/4" Drive ratchet or torque wrench to apply high torque necessary to loosen and tighten head bolts with less strain on the mechanic. Eliminates the need to remove the cab from the chassis to access the rear head bolts. It also eliminates the need to remove the evaporator housing saving time and additional cost of refrigerant being added during air conditioning recharging.

*Adaptor size: 1/2" Drive male x 3/4" Drive female
Length: 4.3/4"(120mm)*



4136



4308 46mm Special AD-Blue Oil Filter Socket

This special socket is made to use with a torque wrench to accurately tighten the AD-Blue Filter found on Mercedes truck engines. Torque setting required is 23Nm. (AD-Blue Filter is associated with the Abgasreinigung).

*Size: 46mm Hexagon. Drive: 3/8" Square.
Length: 9"(230mm)*



4308



AD-Blue Oil Filter

5708 14Pc. Drain Plug Wrench Set


Reach into confined areas for removal and replacement of square, Hexagon and spline filler and drain plugs on gearboxes, differentials and engine sumps.

*Square Sizes: 8mm, 9mm, 10mm, 11mm, 12mm, 13mm.
Hexagon Sizes: 8mm, 9mm, 10mm, 12mm, 14mm, 17mm
and 3/8" hexagon.
Spline Sizes: M16 Multi-Spline.*



5708

Specialty Alternator Sockets & Sets



TX023



TX024



TX0400




TX0401



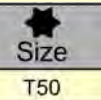
TX0402



TX0403



TX0301



TX0311



TX0312



TX023 Three Pin 20.2mm Alternator Nut Socket

Suits: Toyota

Size: 20.2mm 3 Points Drive: 38mm Hexagon Length: 22.5mm

TX024 Four Pin 11.8mm Alternator Nut Socket

Size: 11.8mm 4 Points Drive: 17mm Hexagon Length: 37mm

TX0400 31Teeth x 12mm Hex Alternator Nut Socket

Suits: Ford

Size: 10mm 31Teeth Drive: 12mm Hexagon Length: 31mm

TX0401 33Teeth x 15mm Hex Alternator Nut Socket

Suits: Ford

Size: 11.8mm 33Teeth Drive: 15mm Hexagon Length: 30mm

TX0402 33Teeth x 17mm Hex Alternator Nut Socket

Size: 11.8mm 33Teeth Drive: 17mm Hexagon Length: 30mm

TX0403 33 Teeth x 22mm Hex Alternator Nut Socket

Size: 11.8mm 33Teeth Drive: 22mm Hexagon Length: 30mm

TX0301 T50 Torx-r Alternator Nut Bit Socket (11.5Dia.)

Size: T50 Torx-r Drive: 1/2"Square Length: 110mm

TX0311 M10 XZN Alternator Nut Bit Socket (9.5Dia.)

Size: M10 XZN (Spline) Drive: 1/2"Square Length: 107mm

TX0312 M10 XZN Alternator Nut Bit Socket (11.5Dia.)

Size: M10 XZN (Spline) Drive: 1/2"Square Length: 134mm



TX1302

TX1302 13Pc. Alternator Insert Bit Service Set

- Sizes: One M10 Spline Bit Socket with 33Teeth Nut 110mm long.
 One T50 Torx-r Bit Socket with 33Teeth Nut 110mm long.
 Two M10 & M8 Spline Bits 75mm long.
 Two T40 & T50 Torx-r Bits 75mm long.
 Two 8mm & 10mm hexagon Bits 75mm long.
 One 33 teeth Alternator Nut with 17mm Hex Tip.
 One 33 teeth Alternator Nut with 22mm Hex Tip.
 One 22mm Hexagon Alternator Nut.
 One 4Points Alternator with 17mm Hex Tip.
 One 1/2"Square Drive x 10mm Hex Bit Holder.



TX2202

TX2202 22Pc. Alternator Insert Bit Service Set

- Sizes: One M10 Spline Bit Socket with 33Teeth Nut 110mm long.
 One M10 Spline Bit Socket with 31Teeth Nut 98mm long.
 One M10 Spline Bit 14mm Hex Drive 57mm long.
 One M10 Spline Bit Socket 110mm long.
 One T50 Torx-r Bit Socket with 33Teeth Nut 110mm long.
 Two M10 & M8 Spline Bits 75mm long.
 Two T40 & T50 Torx-r Bits 75mm long.
 Two 8mm & 10mm hexagon Bits 75mm long.
 One 33 teeth Alternator Nut with 15mm Hex Tip.
 One 33 teeth Alternator Nut with 17mm Hex Tip.
 One 33 teeth Alternator Nut with 22mm Hex Tip.
 One 17mm Hexagon Alternator Nut.
 One 22mm Hexagon Alternator Nut.
 One 28mm x 22mm Hexagon Alternator Nut.
 One 28mm x 21mm Hexagon Alternator Nut.
 One 28mm x 19mm Hexagon Alternator Nut.
 One 4Points Alternator with 17mm Hex Tip.
 One 3Points Alternator with 38mm Hex Tip.
 One 1/2"Square Drive x 10mm Hex Bit Holder.


Specialty Alternator Sockets & Bits

TX017 17 x17mm Hexagon Alternator Nut Socket

Suits: Ford Alternators.
Size: 17mm Hexagon *Drive:* 17mm Hexagon *Length:* 35mm



TX017



TX022

TX022 22 x 22mm Hexagon Alternator Nut Socket

Size: 22mm Hexagon *Drive:* 22mm Hexagon
Length: 32mm



TX119



TX121

TX119 28 x19mm Hexagon Alternator Nut Socket

Suits: BMW, Ford, Mercedes, Porche, Renault, Vauxall, VAG.
Size: 28mm Hexagon *Drive:* 19mm Hexagon *Length:* 35mm

TX121 28 x 21mm Hexagon Alternator Nut Socket

Size: 28mm Hexagon *Drive:* 21mm Hexagon
Length: 35mm



TX122

TX122 28 x 22mm Hexagon Alternator Nut Socket

Suits: Porsche
Size: 28mm Hexagon *Drive:* 22mm Hexagon
Length: 35mm



TX0300

TX0300 M10 XZN (Spline) Alternator Nut Bit (11.5Dia.)

Size: M10 XZN (Spline) *Drive:* 14mm Hexagon
Length: 57mm

Special Spline (XZN) Drive Shaft Sockets

65016 M8 Spline (XZN) Insert Bit Socket 800mm

8mm Spline XZN socket is used on the drive shaft on Audi & VW.
Size: 8mm Spline (XZN)
Length: 30"(800mm) *Drive:* 1/2"Square.



65017 M10 Spline (XZN) Insert Bit Socket 800mm

10mm Spline XZN socket is used on the drive shaft on Audi & VW.
Size: 10mm Spline (XZN)
Length: 30"(800mm) *Drive:* 1/2"Square.




65018 M12 Spline (XZN) Insert Bit Socket 800mm

12mm Spline XZN socket is used on the drive shaft (VW-T4 Touareg)
Size: 12mm Spline (XZN)
Length: 30"(800mm) *Drive:* 1/2"Square.



65019 M14 Spline (XZN) Insert Bit Socket 800mm

14mm Spline XZN socket is used on the drive shaft (VW-T4 Touareg)
Size: 14mm Spline (XZN)
Length: 30"(800mm) *Drive:* 1/2"Square.




Headlight Adjustment Tool & Torx Bit Set

J7789 4Pc. Headlight Adjustment Tool Set

Set consists of three extra long (300mm) Torx-r and hexagon drive bits to fit the latest headlight adjustment screws.

Contains: 6mm Hexagon x 300mm long. Universal application.
7mm Hexagon x 300mm long. Universal application.
T25 Torx-r x 300mm long. Suits: Volkswagen Sharan.



J7789

31704 5Pc. 1/4"Hex Torx Bit Set 30mm Long

1/4"Hexagon Insert bits to suit Torx-r screws. Made from impact quality heat treated steel.

Contains: T10, T15, T20, T25, T30 Torx-r 1/4" Hex Bits 30mm long.



31704

PRY BARS, PLIERS, OILFILTER TOOLS, HAMMERS, OIL SEAL TOOLS, HOSE CLAMP & WINDSCREEN TOOLS

Pry Bars, Pliers, Oil Filter Tools, Oil Seal Tools, Windscreen Tools

Pry Bars.....	Page No. R61 to R62
Jimmy Pry Bars	Page No. R61, R62
Adjustable Head Lady Foot Bars.....	Page No. R62
Extendable Lady Foot Bars	Page No. R61, R62
Heavy Duty Pry Bar 60"	Page No. R62
Wheel Trim Tuggers	Page No. R62
Specialty Pliers	Page No. R63 to R66
Spark Plug lead Pliers	Page No. R63
Brake Pliers	Page No. R63 to R66
Fuel Line Feed Pipe Fitting Pliers.....	Page No. R64, R65
Circlip Pliers	Page No. R64, R66
Adjustable Hose Removing Pliers	Page No. R66
Exhaust Hanger Pliers	Page No. R66
Piston Ring & Pin Pliers	Page No. R64, R65
Universal Joint Snap Ring Pliers	Page No. R64
Cotter Pin Pliers	Page No. R65
CV Boot Clamp Cutting Pliers	Page No. R65
Transmission Oil Cooler Line Pliers	Page No. R65
Motorcycle Master link Chain clip Pliers	Page No. R65
Oil Filter Service Tools	Page No. R64 to R69
Oil Filter Wrenches.....	Page No. R64 to R69
Oil Filter Cutters	Page No. R68
Oil Filter Pliers	Page No. R64
Hammers	Page No. R63
Oil Seal Service Tools	Page No. R69 to R71
Windscreen Wiper Arm Puller.....	Page No. R71
Hose Clamp Crimping & Removing Tools	Page No. R69 to R70



Cutters / Pliers / Pick-Up Tools

UC912 Universal Cutting Shears

This Universal cutter has extremely sharp blades that can be exchanged easily. They should be handled and disposed of with great care. Cutter is capable of shearing plastic, brass, wire, etc. with a clean shearing action. Spare blades are stored in the handle and accessed by removing the large brass screw. There are a multitude of uses for this cutter. Use when a clean sheared edge is required. Two spare blades are supplied and for further replacements use 7969 & 7969-50 Trimming Knife Blades.
Length: 9.3/8"(238mm)



UC912

6971 VDE Universal Stainless Steel Shears

These straight jaw VDE multi purpose shears are used for shearing wood, dowel rods, cardboard, rope, wire and many other materials. Blades are made of SUS420-J2 stainless steel with heat-treatment to HOC50-54 hardness. Centre bolt and lock nut are made of SUS302 stainless steel. Handles are of PP and TPR over-molded.
Cutting Length: 1.5/8"(42mm)
Length: 7.1/2"(190mm)



6971

8030 Ratchet Tube Cutter (2 in 1)

Unique ratchet tube cutter handle where the #8028 3/16" to 7/8" (4mm to 22mm) capacity tube cutter simply slots into the handle. The tube cutter has adjustments for both hard and soft material pipe. Both cutter & handle make the set or they can be purchased as individual items.

8029 Ratchet Tube Cutter Handle Only

Material: High Impact PP **Length:** 8" (200mm)

8028 4 to 22mm Tube Cutter

Capacity: 3/16" to 7/8" (4mm to 22mm)



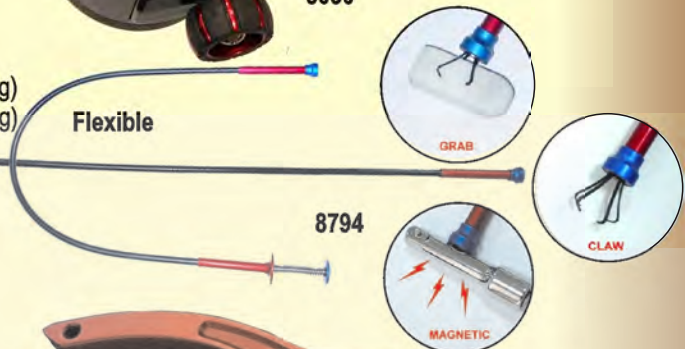
8028



8030

8794 2 in 1 Flexible Claw Pick up Tool

Flexible spring shaft allows the tool to reach into the most awkward of places. Will grip tight on objects up to 1"(25mm) in diameter. The four strong jaws have a grabbing load of 2.2Lb (1Kg) Super strong neodymium magnets will hold maximum 1.8Lb (800g)
Shaft Length: 27.1/2"(700mm)



Flexible

8794

1098F Stainless Steel Fishing Pliers

Stainless steel with rustless anodised finish. Tips have many functions.
Length: 150mm



Hook Remover / Split Ring Opener Roll & Tighten Lead Sheet



1098F

1099S Stainless Steel Fishing Pliers

Stainless steel with rustless anodised finish. Tips have many functions.
Length: 150mm



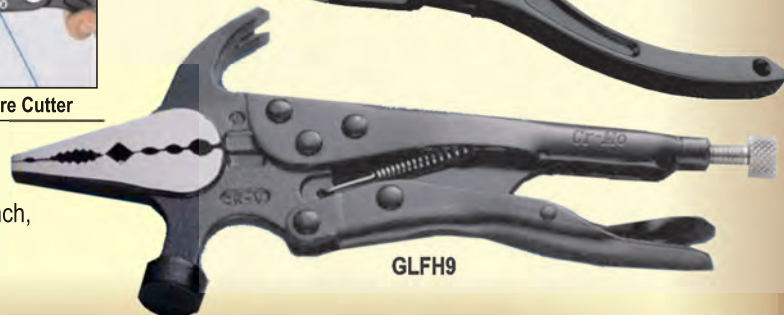
Split Lead Ball Line & Trace Wire Cutter



1099S

GLFH9 Multi-Purpose Locking Pliers

Drop forged, heat treated & made from chrome molybdenum steel. Can be used as an adjustable wrench, wire crimper, locking vice, wire cutter, hammer head, nail/pin puller, sure grip clamp or long nose pliers.
Length: 9"(230mm)



GLFH9

Extendable & Interchangeable Pry Bars



8770

12Pc. Extendable Shank Interchangeable Pry Bar Set

The most comprehensive, interchangeable & extendable pry bar set with ten attachable heads & two quick change handles.

Set Contains:


- 8770-1 Extendable handle 502mm to 920mm (shank \varnothing 19mm)
- 8770-2 200mm Short quick change handle for narrow conditions.
- 8770-3 Curved lever head 38mm in width.
- 8770-4 Spoon type pry bar head 38mm in width.
- 8770-5 Paint scraper head 38mm in width.
- 8770-6 Short adjustable lady foot head 19mm in width.
- 8770-7 Long adjustable lady foot head 20mm in width.
- 8770-8 Right angle pry bar head 30mm in width.
- 8770-9 60° Angle ending pick head 16mm in width.
- 8770-10 Jumbo driver head (straight) 22mm in width.
- 8770-11 30° Standard pry bar head 22mm in width.
- 8770-12 6mm \varnothing Jimmy pry bar head tapered to 6mm.

All supplied in tough blow mold case.

Weight: 6.83Kg.

8775

920mm Extendable Shank Interchangeable Pry Bar



8770 -1 Extendable Handle with 8770-7 Adjustable Pry Bar Head

Bar consists of 8770-1 Extendable handle 502mm to 920mm with 8770-7 Long adjustable lady foot head 20mm in width.

Length: 502mm extends to 920mm



Ratcheting Terminal Crimping Pliers

LY03C-5D Ratcheting Terminal Crimping Plier Set

Positive fine tooth ratchet action crimping plier set.

Squeeze the handle for ratchet to release and open jaws.

Set comprises of ratcheting crimp pliers & five interchangeable dies:

LY03C-DIE For insulated terminals & connectors.

1: 0.5-1.5mm AWG20-16 2: 2.5mm AWG14 3: 4-6mm AWG12-10

LY03B-DIE For uninsulated receptacles & tab 6.3mm width terminals.

Applicable range 0.5mm - 6mm AWG20-10

LY04WF-DIE For wire ferrules, end sleeves

Applicable range 0.5mm - 4mm AWG20-12

LY16WF-DIE For wire ferrules, end sleeves

Applicable range 6mm - 16mm AWG10-5

LY10-DIE For non insulated terminals.

Applicable range 1.5mm - 10mm AWG16-8

Leather & Eyelet Punches



LP700A 7Pc. Mini Leather Punch Set

Six interchangeable punches with 7mm depth for punching holes in leather material. Use with a wooden or soft faced hammer.

Made from heat treated alloy steel.

Sizes: 1.0mm, 2.0mm, 3.0mm, 4.0mm, 5.0mm, 6.0mm.

Supplied on blister card.



LP700 Eyelet & Button Die Setting Pliers

These high leverage pliers come with four interchangeable die heads for setting button (clip-on) fasteners, eyelet fasteners & a punch head for clearing the centre hole. Also included is an assortment of eyelet & button fasteners.

Supplied on blister card.

LP700R Eyelet & Button Die Assortment Only


Replacement pack of assorted eyelet and button fasteners.

Quantity: 200 pieces.

PRY BARS & ADJUSTABLE HEAD LADY FOOT BARS




Blue Steel Jimmy Pry Bars *Hexagon Stock*



Forged from chrome alloy steel & heat treated to resist bending or breaking. Tapered end for lining-up, flat end for prying with powerful leverage. Bars have a reverse bevel to our standard T&E Tools black bars.

8716B 16" Jimmy Pry Bar (Blue)


Stock: 5/8"(16mm) Hex *Length:* 16"(400mm)
Blade Width: 1"(24.5mm)



8716B

8724B 24" Jimmy Pry Bar (Blue)

Stock: 3/4"(19mm) Hex *Length:* 24"(600mm)
Blade Width: 1"(33mm)



8724B

8730B 30" Jimmy Pry Bar (Blue)

Stock: 7/8"(19mm) Hex *Length:* 30"(760mm)
Blade Width: 1.1/4"(33 mm)



8730B

Adjustable Head & Extendable Pry Bars

8750 3Pc. Adjustable Lady Foot Bar Set

Forged from chrome alloy steel (SCM440) and heat treated to resist bending or breaking. The adjustable roll head makes a great deal of leverage possible. Simply push button pin on the pry bar head and it allows you quickly change the angle degree of the head to the handle.

Contains:

8741 10", 8742 12" & 8743 15" Adjustable Head Bars.



8750

8740 5Pc. Adjustable Head Lady Foot Bars

Forged from chrome alloy steel (SCM440) and heat treated to resist bending or breaking. The adjustable roll head makes a great deal of leverage possible. Simply push the button pin on the pry bar head and it allows you to quickly change the angle degree of the head to the handle.

Set Contains: Five Adjustable Head Bars as per table below.



8740

Individual Sizes:

Available Separately

Part No.	Size	Description	Length
8741	10"	Adjustable Head Pry Bar	250mm
8742	12"	Adjustable Head Pry Bar	300mm
8743	15"	Adjustable Head Pry Bar	380mm
8744	20"	Adjustable Head Pry Bar	510mm
8745	24"	Adjustable Head Pry Bar	610mm



8741

8742

8743

8744

8745

8756 8" to 30" Extendable Lady Foot Bar

Long slim head lady foot pry bar that can easily be adjusted to any length 18" to 30"(450 to 760mm).

Forged from chrome alloy steel (SCM440) and heat treated to resist bending or breaking.

Length: 18" to 30" (450mm to 760mm)



8756

8769 60" Heavy Duty Pry Bar (With Tang Thru Handle)

Extra heavy duty pry bar with tang through handle. Made from high

quality drop forged heat treated SCM440 steel to resist bending and breaking. Large handle is 9" (230mm) long and 2" (50mm) in diameter. Shaft finish is sand blasted, chrome plated with phosphate coating. *Length:* 60" (1524mm) *Stock:* 7/8" (22mm)

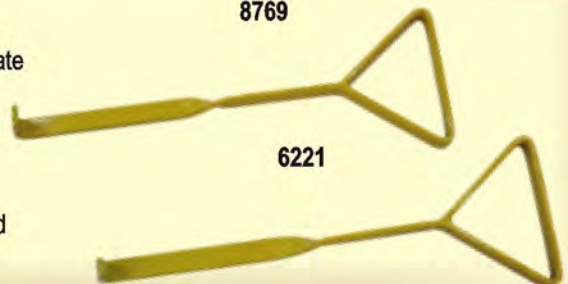


8769

6221 Wheel Trim Tuggers

Remove plastic wheel trims quickly and easily without damage. Simply hook ends facing inwards and tug sharply. Screwdriver end assists with old style hub caps. Two per set.

Length: 10" (250mm)



6221



213047

Mini Precision & 20oz Claw Hammers

213047 46 Gram Mini Precision Hammer

Mini precision hammer fitted with one steel face and one rubber face. Delivers the precise force to make an item fit. Suitable for trim and panel work. Less likely to damage painted surfaces.

Dimensions: 55mm x 170mm
Weight: 46 Gram.



7057-20

Fully Polished Head

7057-20 20oz. Fibreglass Handle Claw Hammer

High carbon steel, drop forged head, hardened & tempered with double bevelled crotch. Handle and head are bonded with cold and heat resistant epoxy resin. There is no possibility of the head flying off. Fitted with comfort grip suede rubber handle. Additional to 16oz. claw hammer (on page 394 C2009 catalogue.)

Weight: 20oz(566gm) **Length:** 13"(330mm)



For Commercial Passenger Vehicles


GH3

Emergency Escape Tools

GH3 8 in 1 Emergency Escape / Tyre Gauge

Includes a glass breaking hammer with inbuilt carbide tip, it is designed to smash glass with ease. Has an inbuilt slide out cutter for cutting through the seat belt.

Includes a small LED flash light to see in case of an emergency. Also has a multi scale digital tyre gauge reading in PSI, Bar, Kpa & Kg/cm²., a bleeder valve for pressure adjustment & a compass.
Overall Length: 7.1/2"(190mm)



For Commercial Passenger Vehicles

GH4

GH4 Emergency Escape Hammer

This glass breaking hammer with inbuilt carbide tip is designed to smash glass in cases of emergency. Can also be used as a general purpose hammer and has a "T" wrench with 10mm hexagon insert at the handle end.

Supplied in a heavy duty velcro sealed woven wallet.

New Specialty Auto Pliers

3334A Angled Spark Plug Lead Pulling Pliers

For installing and removing with a twist & a pull to remove hard to reach spark plugs.

Two component insulation on handles with a milled jaw profile allows for safe application.

Excellent for use on Mercedes & many other vehicles.

Made from special steel with a chrome plated surface.

Length: 9.1/2"(240mm)



3334A



7243

7243 Push Pin Removal Snap Ring Pliers

Designed to easily remove push pin fasteners fitted to car upholstery liners. The pliers pull back the centre pin then grip the push pin to lift it out.

Length: 9"(230mm)



2136

2136 Disc Brake Dust Boot Plier Set

Simply insert the pliers through the boot into the disc brake cylinder opening. The special curved ends fit perfectly inside the dust boot spreading it open. Installation can even be done on the car without removing the brake caliper. Pistons can also be installed without removing the dust boot.

Set includes: Two sizes of pliers to fit piston sizes:

1.1/2" thru 2.1/2" (38mm thru 64mm)

2.1/2" thru 3.1/8" (64mm thru 80mm)

New Specialty Automotive Pliers

7242 Universal Joint Snap Ring Pliers

Specially designed to easily remove and replace universal joint snap rings used on Hotchkiss drive shafts. They break loose even highly corroded rings. The unique jaw design allows the mechanic to easily pick up the snap ring from a flat surface. Snap ring can then be compressed and placed back into the U-joint groove.

Length: 9"(230mm).



7242

4310 Extra Large Swivel Jaw Filter Pliers

Jaws swivel 90° in either direction to access most oil and fuel filters. Works where other oil and fuel filter wrenches will not. Jaws adjust to 5 positions in 30° increments to fit most applications. Slip-joint handle offers a big range from 3-1/8" to 7-1/2" (80mm to 190mm). Sure grip teeth prevent slipping. Cushioned handles provide a comfort grip.

Length: 15.3/4"(400mm).

Capacity: 3.1/8" to 7.1/2"(80 to 190mm).



4310

PT648 9" Fuel Feed Pipe Fitting Pliers

These special shaped pliers remove & replace the connection fittings on the in-line fuel filter line when replacing the filter or during engine service. They are suitable for use on Alfa Romeo, Audi, Volkswagen, Fiat, Lancia, Volvo and many other vehicles that use this type of connection. Fitted with comfort grip insulated handles.

Length: 9"(220mm).




PT648



PT649 Fuel Line Disconnect Pliers

These fuel line disconnect pliers are required when removing or replacing the connections on the in-line fuel filter during engine service. They are suitable for use on GM, Opel, Volkswagen, Audi, Fiat, Opel and Mercedes M class with petrol engines. To remove pull the connector backwards with the pliers. To replace slide the connector forward with the pliers.

Length: 9.1/2"(240mm).



PT649


PT650 Fuel Feed Pipe Pliers

These fuel feed pliers are used for undoing the quick release connections on fuel feed pipe lines. They are suitable for use on GM, Opel, Fiat, Volkswagen and many other vehicles.

Length: 6.1/2"(165mm).



PT650




Remove

Replace

4240 5" Piston Pin Remove / Install Pliers

These miniature pliers are designed to remove and install the piston pin circlip from the piston gudgeon pin. The pliers also turn the piston pin clip to the correct position.

Length: 5"(125mm).




4240

122HD 10" H/Duty Internal / External Circlip Tool

Heavy duty Internal / external circlip tool will remove and install circlips from 1/4"(6.3mm) up to 1.3/4"(45mm) in diameter. The circlip tool includes three pair of interchangeable tips: One pair of 15 degree tips 0.102"(2.55mm) diameter. One pair of 45 degree tips 0.102"(2.55mm) diameter. One pair of 45 degree tips 0.117"(2.97mm) diameter. Screw type design maintains the jaw positioning during use. Tips are securely held & lock into the jaws of the tool.

Capacity: 1/4" to 1.3/4"(6mm to 45mm).

Length: 10"(250mm)



122HD

122HDTIP Replacement Tip Set for #122 10" H/Duty Internal / External Circlip Tool

New Specialty Auto Pliers

C2152 Cotter Pin Removal Pliers

Designed to easily remove all types of cotter pins.

Operation: First: Straighten the bent legs of the cotter pin using the forked leg of the pliers as a lever.

Second: Place the forked leg of the pliers around the cotter pins neck, then insert the tip into the cotter pins eye. Simply squeeze the pliers to extract the pin.

Note: For long cotter pins it may be necessary to place a block under the forked foot and then repeat the process.

Two Tips Supplied: 1.5mm & 2.5mm Diameter.

Size: 7" (178mm)



C2152



C2139

C2139 CV Boot Clamp Cutting Pliers

Special blade design to easily cut the stainless steel clamps without damaging the CV boot. Spring loaded action with heat treated steel jaws (440) and fitted with comfort grip handles.

Size: 8.1/2" (216mm)



Remove Link



Replace Link

C7077

C7077 Motorcycle Master Link Chain Clip Pliers

Designed to simplify the installation and the removal of clip-type master links fitted to motorcycle drive chains and other chains using these type of links.

Size: 6.5/8" (170mm)

J4419 Transmission Oil Cooler Line Pliers

Special oil cooler line pliers with offset curved jaws securely hold the oil cooler line in place to enable the connections to be released and also to make a new connection.

They feature a five groove sliding adjustment joint to adjust to the required opening.

Applicable: BMW E46, E53, E65, E66, E85, R50, R53.

Length: 9" (230mm)



J4419



4205 10" Piston Ring Installer

Replace piston rings without the danger of breakage or distortion. No adjustments needed, expands all ring styles whether square, diagonal or step cut style. Suitable for most passenger vehicles and light truck engines.

Capacity: 3.1/4" to 5.5/16" (83mm to 135mm)

Length: 10" (250mm)



4205



4351 Diesel Fuel Line Disconnect Pliers

These special pliers with "V" shaped jaws release the fuel line connection from the fuel filter fitted to diesel engines on most European vehicles. The spring loaded action enables the connection to be held securely when the fuel line is being disconnected.

Length: 7.3/4" (197mm)




4351



7711B 3/16" & 1/4" Brake Line Pipe Bender

This double headed brake line tube bender can bend both 3/16" (4.75mm) and 1/4" (6.3mm) Bundy & steel tube without kinking or flattening. The pliers can bend all types of tubing and the unique head design bends tubing without collapsing the tube and without marking the surface. Handles are more than 3.1/4" apart.

Length: 9" (230mm)



7711B

New Specialty Auto Pliers

180C 8Pc. High Performance Circlip Plier Set

Strong carbon fibre handles, all with spring return, heat treated machined tips that are inserted into the plier arms. This set offers the most precision coverage for automotive use.

Individual Sizes:

Available Separately

Part No.	Type	Tip Size	Tip Shape	Length	Range
181C	Internal	0.8mm	Straight	135mm	8-11mm
182C	Internal	0.8mm	90°	125mm	8-11mm
183C	External	1.2mm	Straight	150mm	10-25mm
184C	External	1.2mm	90°	140mm	10-25mm
185C	Internal	1.7mm	Straight	165mm	19-60mm
186C	Internal	1.7mm	90°	160mm	19-60mm
187C	External	1.7mm	Straight	190mm	19-60mm
188C	External	1.7mm	90°	180mm	19-60mm



7715B Exhaust Hanger Removal Pliers

Angle of Head Fully Adjustable

New design with adjustable head provides easy access from any work position. Target the pin on exhaust pipe rubber holder, press the handles to remove the pin. Simple in operation, safe, comfort grip handles. Saves energy and time.

Length: 14.1/2"(387mm)



2319 Universal Brake Shoe Retaining Spring Pliers

The special offset angle on these pliers enable them to reach in to install and remove the retaining ring washer on almost all vehicles with drum brakes. The serrated jaws adjust to the required opening and firmly hold the washer in place, just push and turn for removal and replacement.


Pliers are made from heat treated steel HRC 43° - 45°

Maximum Angle = 50°

Length: 7.1/8"(180.5mm)



7715B



2319

4237 24 to 53mm Adjustable Hose Removing Pliers

These adjustable hose removing pliers quickly and easily loosen and remove hoses using a simple forward and backward motion. There is no need for the use of screwdrivers or multigrips, no more torn hoses or damage to plastic couplings.

The tool consists of a fixed serrated jaw and a moving serrated jaw that adjusts to the required hose diameter.

Size Range: 15/16" to 2.1/8"(24mm to 53mm).

Length: 7"(178mm).



4237

4238 48 to 115mm Adjustable Hose Removing Pliers

These adjustable hose removing pliers quickly and easily loosen and remove hoses using a simple forward and backward motion.

There is no need for the use of screwdrivers or multigrips, no more torn hoses or damage to plastic couplings. The tool consists of a fixed serrated jaw and a moving serrated jaw that adjusts to the required hose diameter.

Size Range: 1.7/8" to 4.1/2"(48mm to 115mm).

Length: 11"(280mm).



4238

Drop Forged Two Way Oil Filter Wrenches

A2094 Small Two Way Oil Filter Wrench

Heavy duty drop forged steel two way oil filter wrench with serrated jaws to grip the filter securely. Spring loaded cam action reverses the drive direction for either removal or replacement.

For use when access to filter is only from the end.

Drive Size: 1/2" Square drive or 21mm wrench.

Capacity: 2.3/8" to 3.1/8" (60 to 80mm)

B2094 Medium Two Way Oil Filter Wrench

Heavy duty drop forged steel two way oil filter wrench with serrated jaws to grip the filter securely. Spring loaded cam action reverses the drive direction for either removal or replacement.

For use when access to filter is only from the end.

Drive Size: 1/2" Square drive or 21mm wrench.

Capacity: 3.1/8" to 4.1/4" (80 to 110mm)

C2094 Large Two Way Oil Filter Wrench

Heavy duty drop forged steel two way oil filter wrench with serrated jaws to grip the filter securely. Spring loaded cam action reverses the drive direction for either removal or replacement.

For use when access to filter is only from the end.

Drive Size: 1/2" Square drive or 21mm wrench.

Capacity: 4.1/8" to 5.3/4" (108 to 145mm)

D2094 Large / Extra Deep Two Way Oil Filter Wrench

Heavy duty drop forged steel extra deep two way oil filter wrench with serrated jaws to grip the filter securely. Spring loaded cam action reverses the drive direction for either removal or replacement.

For use when access to filter is only from the end.

Drive Size: 1/2" Square drive or 21mm wrench.

Capacity: 4.1/8" to 6" (104 to 150mm).

Jaw Depth: 64mm

Cartridge Oil Filter Drain Tools

4268 Toyota Oil Filter Drain Tool

Provides a professional and clean workplace when changing the oil filter. Applicable for many Toyota vehicles 2006 on 4, 6 and 8 cylinders.

First release the 3/8" square nut from the base of the filter.

Install the 20mm x 1.5 pitch drain nut with the drain hose, then screw the drain nut clockwise to drain oil out automatically into container. No messy spills and clean up required.

Thread Size: 20mm x 1.5 pitch.

Length: 600mm

4267 Volkswagen / Audi Oil Filter Drain Tool

Provides a professional and clean workplace when changing the oil filter. Applicable for many VW 2.0 vehicles. Golf V 2.0T 2.5 Golf V (all) 2.0T, Jetta V (all) 2.0T, Passat B6 (all) 2.0T.

First release the 32mm x 2.0 pitch drain nut. Install the drain hose and screw the drain nut clockwise to drain oil out automatically into container. No messy spills and clean up required.

Works with standard oil filter cup wrench sets #4304 & #4298B.

Thread Size: 32mm x 2.0 pitch

Length: 900mm



A2094




B2094



C2094



D2094



Stainless Steel Oil Filter Wrenches

SS4252 Extra Small Stainless Oil Filter Wrench

Dimples on band give a positive grip.
New extra large comfort grip handle with 200° swivel joint.
Unique stainless steel band design will not crush filters.
Capacity: 2.3/8" to 3"(60mm to 76mm)



SS4251 Small Stainless Steel Oil Filter Wrench

Dimples on band give a positive grip.
New extra large comfort grip handle with 200° swivel joint.
Unique stainless steel band design will not crush filters.
Capacity: 2.7/8" to 3.3/8"(73mm to 85mm)



SS4253 Standard Stainless Oil Filter Wrench

Dimples on band give a positive grip.
New extra large comfort grip handle with 200° swivel joint.
Unique stainless steel band design will not crush filters.
Capacity: 3.3/8" to 3.7/8"(85mm to 99mm)



SS4255 Large Stainless Steel Oil Filter Wrench

Dimples on band give a positive grip.
New extra large comfort grip handle with 200° swivel joint.
Unique stainless steel band design will not crush filters.
Capacity: 3.3/4" to 4.3/8"(95mm to 111mm)



Toyota Cartridge Type Oil Filter Wrenches

4261 Toyota / Lexus Cartridge Oil Filter Wrench

Special cut outs on the side to fit the new shaped oil filters fitted to late model Toyota and Lexus. Made from aluminium with 3/8"drive and 24mm hexagon drive.
Size: 64.5mm Diameter x14 Flutes. **Outer Sleeve:** 79.5mm
Application: Toyota 2007 -2008 and on 3.5 litre V6.
Lexus GS300, IS250, IS350, ES350, GS350, GS450h, LS460, RX350, LS600h.



4263 Toyota Cartridge Oil Filter Wrench

Prius / Corolla / Orion / Land Cruiser (8 Cyl. 2008 On)
Suits most Toyota 4 cylinder (1800cc.2000cc) new cars. Special cut outs on the side to fit the new shaped oil filters fitted to late model Toyota vehicles. Also fits Land Cruiser V8 2008-2012. Made from aluminium.
Size: 64.5mm Diameter x14 Flutes. **Outer Sleeve:** 70mm
Drive: 3/8"drive and 24mm hexagon drive.



Oil Filter Cutting Machines

C2156 Oil Filter Cutter (60mm to 140mm)


Designed to cut oil filters for inspection and aid in recycle of waste oil. The tool bolts to the bench to hold filters securely and the two roller bearings allow the filter to rotate easily. The cutting blade is SKH9 material for sharp operation. Long alloy plate allows for cutting filters from 60mm to 140mm.
Capacity: 2.3/8" to 5.3/8"(60mm to 140mm)
Length: 11"(280mm)



WH312C Oil Filter Cutter with Drain Base

Secure oil filter into the base of the machine then adjust the cutter blade to apply pressure, turn the handle to proceed cutting the filter base free. The machine will cut filters from 65mm to 110mm in diameter. Oil drain tray collects oil residue. Separate steel housing & paper filter for best environment protection.
Dimensions: 575mm x 330mm x 210mm
Capacity: 65mm to 110mm
Weight: 17Lb.(7.79kg.)





4248

Utility Oil Filter Wrench & Oil Filter Socket

4248 Utility Adjustable Oil Filter Wrench

The stainless steel band adjusts to size by turning the adjustable knob on the handle. Serrated jaws on the front of the handle securely grip the oil filter for easy removal.

Capacity: 2.1/8" to 3.7/8" (54mm to 98mm)

Bosch Relay Removal Pliers

3536 Straight Nose Relay Removal Pliers

Carbon fibre 60° straight nose removal pliers for Bosch relays. Required for close fitting relays on Ford, Mazda, Chrysler, VW, Mercedes, Nissan, Renault, Iveco, MAN, Opel & GM etc.

3537 60° Offset Relay Removal Pliers

Carbon fibre 60° offset relay removal pliers for Bosch relays. Required for close fitting relays on Nissan, Renault, Opel & GM vehicles.

Injection & Fuel Hose Stoppers

4343 Injection & Fuel Hose Stopper Kit

Kit includes all the different vacuum & fuel hose stoppers for both diesel injection and petrol fuel hoses. They quickly stop fuel and seal hoses that are separated during repairs. Choose the clamp stopper or insert the cone stopper to sea the hose.

Contents: Two clamps for injection hoses: 18mm stop ball type.

Two clamps for fuel hoses: 10.4mm stop ball type.

Two tapered cones for 3/16" (4.75mm) hoses.

Two tapered cones for 1/4" (6.35mm) hoses.

Two tapered cones for 5/16" (7.94mm) hoses.

One extension hose clamp tool: Up to 1" (25.4mm) capacity.

One Fuel line pipe separator: Concave size: 11/32" (8.8mm).

Concave depth: 9/16" (14mm).



4343



4346

For Reaching Hoses in Inaccessible Areas

Extended Hose Pinch-Off Tool

4346 Extended Hose Pinch-Off Tool

Fuel / Cooling / Brake Hoses

Adjustable to suit most kind of hoses, brake, fuel, cooling system hoses. First adjust the moveable ball (1) to fit the width of hose, then screw the adjustable head (2) to lock and seal hose securely.

Long reach body saves users time and prevents heat burns.

Capacity: 1" (25.4mm) **Length:** 12.1/4" (310mm)

Seal Removers & Soft Hose Picks

7530 Master Seal Remover & Soft Hose Pick Set

Easily remove seals or O-rings or pick soft hoses on the vehicle.

Tools have different lengths and angles to fit a wide range of applications. Angled blade is ideal for removing seals in limited space. Blade material: SCM 440

Contains: 1: 110° Angled Seal Remover with steel wing that swivels 360°

Blade Length: 160mm **Overall Length:** 285mm

2: 100° Angled Seal Remover

Blade Length: 92mm **Overall Length:** 210mm

3: 93.5° Angled Seal Remover

Blade Length: 85mm **Overall Length:** 193mm

4: Curled Head T Handle Seal Remover

Blade Length: 142mm **Overall Length:** 165mm

5: Curled Head T Handle Seal Remover

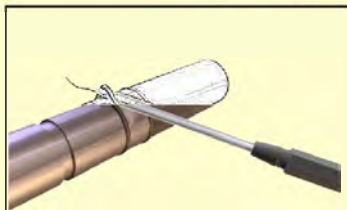
Blade Length: 100mm **Overall Length:** 115mm

6: O-Ring & Oil Seal Pick

Blade Length: 67mm **Overall Length:** 150mm



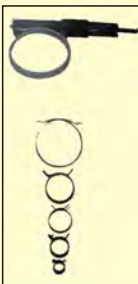
7530



Remote Hose Clamp Removal Tool

969 Remote Hose Clamp Removal Tool

A new design to our #973 Hose Clamp Tool. Ideal for removal of hose clamps in hard to reach places, with the long extended cable. Shaft features a built-in ratchet mechanism that locks on to clamps in the compressed position. It then expands clamp for easy removal and replacement from a remote position. Suits clamp sizes from 11/16" to 2.1/2"(18 to 55mm).



969CABLE Replacement Cable for #969

Oil Seal / O-Ring Puller Set

7526 3Pc. Oil Seal / O-Ring Puller Set

Quickly and easily removes O-Rings, grease and oil seals. The special angles on the tool head provides a quicker and easier way to remove seals. Simply insert the tip of the tool behind the seal, press turn and pull, the special angle provides quick work to remove O-Rings, grease and oil seals.

Short Seal Puller Length: 117mm

Long Seal Puller Length: 165mm

O-Ring Pick Length: 150mm



Adjustable Head Oil Seal Puller

7524 Adjustable Head Oil Seal Puller

Head Adjusts to five different angles

Two hook sizes easily remove most oil and grease seals. Where clearance is a problem, remove the pin to reposition the head.

The adjustable head works great on front wheel drive trans-axles. Also works on front crankshaft seals without removing the radiator.

The adjustable head blade material: SCM 440

Heat Treatment: HRC 42°- 45°

Length: 12"(300mm)



Crankshaft / Camshaft Oil Seal Remover

A2221 Universal Crankshaft / Camshaft Seal Remover & Installer Set

To replace crankshaft / camshaft seals without having to dismantle the crankshaft / camshaft case. Saves time, cost and prevents any scraping of the crankshaft / camshaft surfaces.

This set can be used on a wide range of vehicles with oil seals ranging from 27mm to 58mm in diameter.

Use the existing bolt in the vehicle for installation.

The tapered screw type adaptors provide the correct centering of the seal.

The blue seal adaptors are made of aluminium to prevent any damage to the crankshaft / camshaft surfaces.

Note: Some camshaft seals have screws to prevent removing. Do not use this tool by force.



A2221 Seal Remover



A2221 Seal Replacer

Universal Camshaft Seal Replacer



A2198 Universal Camshaft Seal Replacer



This camshaft seal replacer has both 10mm x 1.25 pitch and 12mm x 1.25pitch centre screws to fit into the camshafts on 4 and 6 cylinder engines on Mazda, Nissan, Toyota, Lexus and other metric threaded camshafts.

The tool presses the camshaft seal into position without any distortion.

Sizes: 63mm x 10mm x 1.25 Pitch
63mm x 12mm x 1.25 Pitch


Crankshaft, Camshaft Seal Remover & Installer



7535 Universal Crankshaft & Camshaft Seal Remover & Installer Kit

Ideal for both crankshaft and camshaft seal. Quick and easy work for both removal and installation.

Provided with two seal removers with different lengths and angles to fit a wide range of applications. Angled blade seal remover is ideal for removing seals in limited space.



Twist and extract the seal.

- (A) Seal Attachment
- (B) Extension Caps
- (C) Bolt Attachments
(M8, M10, M12, M14, M16, M18, M20)
- (D) Existing Bolt of Crankshaft / Camshaft

Remove Seal



Insert seal remover in gap between seal & wall, twist & extract the seal.

Replace Seal



Select cap, attachment & connect to existing crankshaft / camshaft bolt to install seal properly.

Universal Brake Spring Remover / Replacer

2428 Universal Brake Spring Remover / Replacer

Universal application of both removal and installation for nearly all drum brakes with a wide range and angle application.

Simply insert the steel bar through hex part of handle and install it with the nut. Rotate the nut clockwise to fix the bar to the holder.

Removal: Hook the spring and fix it into the concave part (either the straight bar end or the angled bar end), hold tool handle and push the spring for removal.

Installation: Hook the spring and fix it into the concave part. Hold tool handle and push the spring onto fixing point for installation.

Heat Treatment: HRC 42° - 45° Bar Length: 12.1/4"(310mm)



Remove

Install

Universal Windscreen Wiper Arm Puller

1844 Universal Windscreen Wiper Arm Puller Set

Special adjustable thin jaw puller to fit under windscreen wiper arm body to remove the arm from the base. Set includes four cup type pullers to fit around the wiper arm body for safe & easy removal.

Contains: Super Thin Adjustable Arm Puller
Half Cup Puller 30mm Diameter
Half Cup Puller 35mm Diameter
Half Cup Puller 40mm Diameter
Half Cup Puller 46mm Diameter



**QUICK FINDER INDEX
AUTOMOTIVE OEM SERVICE TOOLS**



Honda / Acura Specialty Service Tools Page No. R73, R74

Nissan Specialty Service Tools Page No. R74

Toyota / Lexus Specialty Service Tools Page No. R73, R75

Ford / Mazda Specialty Service Tools Page No. R78

Holden / GM Specialty Service Tools Page No. R82

Subaru Specialty Service Tools Page No. R81

Volkswagen / Audi / Porche Specialty Service Tools Page No. R83 to R86

Mercedes Benz Specialty Service Tools Page No. R79 to R80

BMW Specialty Service Tools Page No. R87

Volvo Specialty Service Tools Page No. R76

Peugeot Specialty Service Tools Page No. R77

Renault Specialty Service Tools Page No. R77

Chrysler Specialty Service Tools Page No. R89

Automotive OEM Service Tools



Honda / Acura Service Tools

J7264 Honda / Toyota / SUV Ball Joint Kit

Honda / Toyota Truck and SUV Ball Joint Kit
(Asian Vehicle Ball Joints)

Two-piece kit contains special ball joint adaptors for use with the J7248 C-frame press. Designed to work with the following Honda and Toyota vehicles:

Toyota 4Runner 1996-2005, Honda CR-V 1997-2005,
Toyota Sequoia 2001-2003, Honda Odyssey 1995-2004,
Toyota Tacoma 1995-2005.

A7005 19mm Honda Belt Tensioner Wrench

This 650mm offset wrench with a 19mm hex opening fits onto the belt tensioner nut on Honda Civic.

Models: Honda Civic V111 (1800c.c. and 2000c.c.) 2006 on.

Honda Civic 1.8L.1799c.c In line four cylinder engine. 2006 on
Honda Civic 2.0L.1998c.c In line four cylinder engine.

Size: 19mm Hex opening.

Length: 650mm.

B7005 14mm Honda Belt Tensioner Wrench

This 650mm offset wrench with a 14mm 12 point hex opening fits onto the belt tensioner nut on Honda late model cars.

Size: 14mm Double Hex opening. **Length:** 650mm

A7007 Honda CRV Lower Control Arm Bush Remover / Replacer

Makes easy replacement of lower control arm bushes on Honda vehicles. A flexible bush has a blastomeric element enclosed between the outer sleeve and a centre axis to ensure better road grip and stability.

Removal: Mount tool on lower control arm as per illustration (1 to 5). Remove and extract bush using a wrench.

Installation: Clean & lubricate with WD-40 lubricant. Align bush with lower control arm (refer to illustration to 5), then install bush using a wrench.

Remove tool and ensure bush is properly installed on the lower control arm.

Applicable: Honda Ferio / K10, CRV 2L. 2002 on,
Accord, Odyssey, Acura MDX.

J7263 Honda / Acura Ball Joint Adapter Set

Use this three-piece tool kit, along with the J7248 C-frame press to remove and install lower ball joints on the following Honda and Acura vehicles:

Honda Accord Sedan 2003-2007.

Honda Accord Coupe 2003-2007.

A7001 Honda CRV, K6 and K8 Rear Trailing Arm Bush Remover / Installer

This removal and replacement tool set enables the trailing arm bushes to be replaced without the need of a hydraulic press and the service is completely carried out without removing the arms from the car. Service time is reduced to only ten minutes per side, saving time and labor. The adjustable slots in the head design allows the hook legs to adjust to the correct size opening.

Applicable Vehicles: Honda Civic 1988 thru to 2000 and on.

Honda Del-Sol 1993 thru to 1997.

Honda CRV 1997 thru to 2002 and on.

Acura Integra 1994 thru to 2001 and on.



J7263



A7001




REMOVAL



INSTALLATION

Honda / Acura Service Tools



4649 Honda Universal Crankshaft Pulley Holder

Holds the harmonic balancer pulley from rotating when removing the pulley bolt. The 50mm offset hexagon head slips past the tightest of places and slides right into the centre slot on the pulley. The long bar gives all the leverage needed to hold the pulley securely.


Suits Honda models: Accord, Civic, CRV, Insight, Odyssey, Prelude, S2000, Integra, Legend NSX etc.

Opening: 50mm Hex. **Length:** 655mm.



4649 crankshaft Pulley Holder

4649



Honda CR-V Rear Trailing Arm Bolts

65000 Honda CR-V Rear Trailing Arm Bolt Impact Socket (20mm Decagon)

For removal and replacement of the rear trailing arm retaining screws on Honda CR-V vehicles.


Size: 20mm x 10 points. **Drive:** 1/2" Square Drive.

Length: 38mm.



10 POINTS
Size: 20mm

65000



WH505C-80

Nissan Specialty Service Tools

WH505C-80 Nissan Micra Brake Bleeding Adaptor

New additional brake bleeding adaptor for use with WH505C Master Pressure Brake Bleeder Kit shown on page 56 of the C2009 catalogue. Also works with other bleeder sets.

Application: New Nissan Micra.

4914 Nissan Navara Flywheel Socket (12mm Ribe)

Special 12mm female Ribe socket for adjusting the idler belt on Nissan vehicles. Also suitable for any other 12mm female Ribe head fasteners.

Size: M12 Female Ribe.

Drive: 1/2" Drive. **Length:** 38mm Long.



4914



C1223 M8 Female E-Torx Impact Socket Nissan Engines

Special 8mm female E-Torx socket for engine repairs on Nissan vehicles. Also suitable for any other 8mm E-Torx female fastener.

Size: M8 Female Ribe.

Drive: 1/2" Drive. **Length:** 38mm Long.



C1223



D1223 M6 Female Ribe Impact Socket Nissan Engines

Special M6 female Ribe socket for engine repairs on Nissan vehicles. Also suitable for any other M6 female Ribe head fastener.

Size: M6 Female Ribe.

Drive: 1/2" Drive. **Length:** 38mm Long.



D1223



E1223 8TS Female 3 Point Star Impact Socket Nissan Engines

Special 8TS three point star socket for engine repairs on Nissan vehicles. Also suitable for any other 8TS female fastener.

Size: 8TS Three point star impact socket.

Drive: 1/2" Drive. **Length:** 38mm Long.



E1223



A2218 Nissan / Toyota Injector Tube Remover

Special wrench for removing the injector tube fitted to late model engines on Toyota and Nissan vehicles.



A2218



A2218 use on Injector Tube Fitting

Toyota / Lexus Service Tools



G16 Toyota Radiator Threaded Tank Adaptor

34mm Diameter x 3mm pitch threaded radiator tank adaptor.


Suits: Toyota's new since 2009, Toyota RAV4, Hi Ace, Land Cruiser Diesel and Tarago.

B1167 Toyota Diesel Fuel Reservoir Wrench

This 17mm hexagon fuel wrench socket fits the fluid reservoir on the condenser fitted to Toyota vehicles.

Size: 17mm Hexagon

Length: 41mm



4915 Toyota Idler Pulley Socket (10mm Ribe)

Special female Ribe socket for removing and replacement of the retaining screw on the idler pulley belt to adjust the idler belt on Toyota Altis 1ZZ-FE Engine.

Size: 10mm Ribe (female)

Drive: 1/2" Square Drive

Length: 32mm

6067 Toyota Axle Nut Socket (39mm Deep 12 Point)

Special 1/2" Drive 12 point deep impact socket to suit late model Toyota front wheel axle nut.

Opening: 39mm Double hex

Length: 82mm



Suits Lexus & Toyota
280 ft/lb Torque Required to Seat The Pulley Properly

4640 Harmonic Damper Pulley Holding Tool

Holds the pulley stationary to remove and install the centre bolt on Lexus and Toyota engines without having to remove the radiator.

Suits: Lexus 1990 and later: 3.0 L6, 3.0 V6, 3.3 V6, 4.0 V8, 4.3 V8, 4.7 V8.

Toyota 1992 and later: 3.0 V6, 3.3 V6, 4.0 V6, 4.7 V8.

J4444 14mm Toyota Fuel Pipe Line Nut Wrench

Special single side flare nut wrench to reach and access the fuel feed pipe line nut fitted to later model Toyota and other vehicles.

Opening: 14mm 6 Point 3/8" Square Drive

Length: 3.5/8"(92mm)

J4440 17mm Toyota Fuel Pipe Line Nut Wrench

Special single side flare nut wrench to reach and access the fuel feed pipe line nut fitted to later model Toyota and other vehicles.

Opening: 17mm 6 Point 3/8" Square Drive

Length: 3.7/8"(98mm)



71330 Toyota Geo Fuel Injection Hose Assembly

Special connecting hose assembly for use with fuel injection pressure and flow testers. Features quick connect and disconnect coupler that works with all T&E Tools fuel injection test sets.

4948 Toyota Timing Belt Tensioner

For 1995 and later T-100, Tacoma, and 4Runner.

Turn square to compress tensioner, then install locking pin.

Length: 5.1/2"(140mm)

Volvo Specialty Service Tools

A1306 Volvo Computer Control Box Remover / Installer

This tool provides an easy and safe way to remove and install the computer control box fitted to Volvo vehicles.
Applicable: Volvo S40, S69, S79, S80m XC90.



A1306



A1308 Volvo Serpentine Belt Tool

This square head wrench fits into the idler pulley and turns it to release tension for replacement of the serpentine belt.

Applicable: Volvo vehicles after 1995
Drive Size: 19mm Square
Length: 310mm



A1308

A1069 Volvo Camshaft / Crankshaft Alignment Set

For alignment of the cam & crankshaft to enable the correct installation of the camshaft with the cam cover.

Engines: B41XX, B42XX, B52XX, B62XX, B63XX.
Models: 700, 800, 850, 900, 960, C70 Coupe, S40, S60, S79, S89, S90, V70-2000, V70XC, XC70, V90, XC90.



A1069

A1382 Volvo Idler Pulley Wrench

For adjusting the tension on the idler pulley. The long handle with both T50 and T60 Torx bits fitted to each end adjust the cam on the idler pulley to obtain correct belt tension.

Sizes: T60 Torx and T50 Torx
Length: 455mm



A1382



4161 Volvo / Opel Valve Shim Remover

For use on European cars with overhead camshafts that use spacer shims. The adjusting jaws lift and hold the camshaft for easy removal and replacement of the necessary shims.



4161

A1361 Volvo Cylinder Head Remover / Installer

Special shape jaws fit into the recess holes to break free the cylinder head from the engine block. They prevent possible damage to the engines surface.

Application: V70, XC70, S80, XC90, V70, XC70, S60, C30, C70, S40, S50, S40, 850, C70, S70, V70, V70 XC, 960, S90, V90, S80.




A1361



A1362 Volvo Fuel Tank Lid Remover / Installer

This tool is used for the removal and installing the fuel tank lid on the following Volvo model vehicles: 240, S40, V40, 850, C70 Coupe, C70 Conv., S70, V70, V70XC.




A1362



A1360 Volvo Fuel Tank Locking Ring Tool

This tool is used for the removal and installing the fuel tank locking ring on the following Volvo model vehicles: V70, S80, XC90, S60, V70 XC, V70 XC70.



A1360



Peugeot /Citreon Specialty Service Tools

4306 Peugeot Fuel Filter Key Socket

Suitable for Peugeot e.g. 307 SW 2.0 HDI etc.
The fuel filter key is required to remove and install the fuel filter cap when replacing the fuel filter cartridge.
Drive: 1/2" Square Drive.
Length: 85mm
Socket Opening: 27mm



4306



A2071



5 Point Opening



A2071 Peugeot / Citroen 12.5mm Pentagon Brake Caliper Socket

Special 12.5mm side to point pentagon socket for use on Bendix brake calipers found on Peugeot and Citroen cars.
Size: 12.5mm Side to point pentagon socket.
Drive: 1/2" Square drive.

6300 Peugeot Citroen Engine Timing tool

This comprehensive set of tools enables correct timing to be made when replacing the timing belt. It is suitable for use on the most recent cars with either HPI (petrol) or HDI (diesel) engines.

Applicable: Citroen and Peugeot twin cam 16V petrol engine code EW7J4, EW10J4S, EW10D-HPI, EW12J4
Citroen: Xsara / Picasso C4, C5, Evasion / Synergie C8, Jumpy / Dispatch.
Peugeot: 206, 307, 406 Coupe, 607, 806, 807, Expert.




6300

6263 Universal Timing Tool Retaining Pin Set Citroen, Renault, Peugeot, Volkswagen, Alfa Romeo, Fiat.

These special Key Ring Pins are used to lock the automatic tensioner when changing the timing belt.

Sizes: 0.8mm, 1.2mm, 1.4mm, 1.5mm, 1.8mm, 1.9mm.
Applicable: Citroen, Renault, Peugeot, Volkswagen, Alfa Romeo, Fiat.



6263



A1173 Install

A1173 Extract



3

2

1

5

A1173

4

A1173 Peugeot 406 Suspension Bush Extractor / Installer

Removes and replaces the suspension bushes fitted to Peugeot 406 vehicle. The mechanical force using the receiving tube and the pulling adaptors enables this difficult job to be completed without causing any damage.

Renault Specialty Service Tools

A2199 Renault Engine Timing Tool Set

This new camshaft pulley setting tool holds the two pulleys in place while changing the camshaft belt and obtains the correct engine timing when changing the timing belt.

Applicable: Renault 16V and K4J, K4M, FP4 and F4R

A4001 Renault Engine Timing Tool Set

A more comprehensive set to the A2199 set above. Includes extra timing pins and setting bars to cover:

Clio, Espace, Express, Extra, Kangoo, Laguna, Master, Megane, R19, Rapid, Safrane, Scenic, Traffic, Twingo.
Supplied in blow mould case.



A2199




A4001

Ford / Mazda Specialty Service Tools

6300C Twin Cam Ford / Mazda Engine Timing Tool

This new camshaft setting bar is suitable for locking the camshaft on the latest HWDA / HWDB / HXDA engines and other Ford & Mazda engines.
 Ford engines: Included are 303-748 (21-259) for Ford Focus / C-Max, Fiesta & Fusion vehicles.



6300C

A2007 Ford Telstar Setting Bar

This new camshaft holding bar is suitable for Ford Telstar engines.



A2007

A1107 Ford / Mazda Engine Timing Pin

This new camshaft locking pin is suitable for locking the camshaft on Mazda 3, Ford Escape, 2300cc, Metrostar and Focus 1.8 & 2.0 Litre engines.



A1107



A1107 Picture

A2006-1 Ford Mondeo Engine Timing Pin

This new camshaft locking pin is suitable for locking the camshaft on Ford Mondeo engines.



A2006-1



A2006-1 Picture

A2208 Ford Engine Timing Tool

This tool holds the flywheel and crankshaft at the correct timing position. After attaching the flywheel locking plate the adaptor is adjusted and locked after being fully engaged in the flywheel ring gear.

Suits: Ford diesel and petrol engines:

Focus 1.6, 1.8, 2.0 Tourneo & Transit Connect 1.8L.




A2208

6300FM Ford / Mazda Engine Timing Set

This tool set includes all the necessary locking pins, clamping brackets and setting bars to lock the camshaft sprocket, flywheel, align the crankshaft and fuel pump when checking the valve timing on 2.0 & 2.4 litre chain driven engines. Also used when replacing timing belts.

Applicable: Ford, Mazda, Diesel and Petrol engines.



6300FM

TT8019 Ford Diesel Locking Tool Set (Chain)

All the setting bars and locking pins that are required to keep the camshaft / injection pump shaft and the crankshaft in the specific position when changing the timing belt or during other engine repairs. Also to remove and replace the injection pump.

Applicable:

Ford: Mondeo, Transit (2001 to 2005)

Engines: 2.0 litre, 2.4 litre Duratorq 16 Valve.

Engine Codes: FMBA/B, D5BA, ABFA, D3FA, DF2A, D4FA, F4FA.

Stored in a blow mould case with extra spacing.



TT8019

TT8164 Ford Timing Tool Set (1.4, 1.6, 1.8, 2.0 Litre)

All the setting bars and locking pins that are required to keep the camshaft / injection pump shaft and the crankshaft in the specific position when changing the timing belt or during other engine repairs. Also to remove and replace the injection pump.

Ford: Mondeo 07-08, Transit Connect (2001 to 2005)

Fiesta Courier, Focus 04-08

S-Max 06-08, Focus C-Max

Fusion 02-08, Galaxy 06-08

Focus 98-00, Tourneo Connect 02-08

Engines: 1.4TDCI, 1.6TDCI, 2.0TDCI, 1.8D Turbo, 1.8TDI, 1.8TDCI.



TT8164

Mercedes Benz Specialty Service Tools



A1159 Benz (M271) Camshaft Alignment Tool

Used for drawing in the timing chain. It retains the timing chain with the camshaft sprockets in proper timing position. Makes it possible to position camshafts in the installed position. It is then possible to slacken & tighten bolts attaching the camshaft gear.

Applicable: Mercedes Benz (M271)



B1159 Benz (M271) Camshaft Timing Tool Set

Consists of two camshaft timing tools:

B1159-1: Used to install the plug into the timing case cover (to access the timing chain tensioner).

B1159-2: Used for unloading the timing chain tensioning device. Release timing chain (1). To do this insert B1159-2 in the timing case and push back the tensioning rail (2).

Applicable: Mercedes Benz (M271)



C1159 Benz (M271) Camshaft Alignment Tool Set

The complete camshaft alignment tool set.


Combines the tools of A1159 and B1159 together set out in a blow mold storage case.



4391 Mercedes Transmission Measuring Gauge

Full Length: 1220mm


Measuring gauge for measuring automatic transmission fluid level and for checking the length of oil pipe. **Suits:** Mercedes models 1997 and newer with 7722.6 transmissions.



4392 Mercedes Transmission Measuring Gauge

Full Length: 920mm

Measuring gauge for measuring automatic transmission fluid level and for checking the length of oil pipe. **Suits:** 722.7 & 716.5 transmissions.



4393 Mercedes Engine Oil Measuring Gauge

Full Length: 930mm

Measuring gauge for measuring engine oil level and for checking the length of oil pipe.

Suits Engines: 103, 104, 111, 119, 120, 137, 603, 604, 605, 606, 611, 612, 613, 626, 913, 943, 963, 984, 985, 997.




4394 Mercedes Engine 90° Oil Measuring Gauge

Full Length: 930mm

Measuring gauge for measuring engine oil level and for checking the length of oil pipe.

Suits Engines: 112, 113, 271, 646, 647, 648.



J7577 Mercedes Radio Removal Tools

Simply insert these tools into the holes on the radio face plate to release the retaining clips, then use them as handles to pull the radio from the instrument panel.

Two piece set supplied on blister card.

Length: 3.7/8" (98mm) **Width:** 1.7/8" (48mm) Tapered.



A1119-8 Special Strut Nut Socket For Mercedes Benz W220

Special two pin socket for removal & installation of the seal top suspension strut nut.

Applicable: Mercedes Benz W220



Mercedes Benz Specialty Service Tools

4458 Mercedes Diesel Injector Nozzle Puller

Injector nozzles that need to be serviced can be pulled out without needing to take them apart or remove from the cylinder block. The puller is additionally supported by the steel ball on the valve cover which prevents the puller from tipping during the removal process.
Applicable for Mercedes-Benz CDI engines OM 611/612/613



4021 Mercedes Injector Sealing Ring Puller

For use on sealing rings with internal diameter 4 - 16 mm, e.g. injector nozzle sealing rings on Mercedes CDI engines. The puller extracts the sealing rings correctly, for example: from between the injector nozzle and the cylinder head.
To pull out the sealing ring, screw the taper point of the tool into it, then remove with the impact-type puller.
Capacity: 4 to 16mm



4228 46mm Mercedes 6Point Oil Filter Socket

This special six point oil filter socket fits the filter housing cap when removing and replacing the AD Blue® filter on Mercedes Benz commercial vehicles with Blue Tec® engines.
Suitable for commercial vehicles: Actros, Atego, Axor, Econic.
Size: 46mm 6Point.



6731 Shock Absorber Pin Wrench

6731 Mercedes 3 Pin Shock Absorber Wrench

Used to screw or turn the shock absorber to the correct position when removing and replacing the shock absorber fixing nut. The shaft has a plastic coating to prevent any damage.
Application: Mercedes E Class (Type 211 T)
Dimensions: Pin Diameters: 0.8mm (50mm circle diameter).
Length: 9"(230mm)



A1399 Mercedes Fuel Tank Slotted Wrench


Fuel delivery slotted wrench to fit the lock ring on the fuel pump sending unit. Suits Benz Class W164 & R Class W251 2005-2012
Size: 22 Points 1/2"Drive.



A1399 Picture

B1209 Mercedes Transmission Oil Filler

This tool is used for filling the automatic transmission on Mercedes Benz vehicles.
Application: Mercedes Benz 722.9



B1209 Picture

4389 22mm Double Ring Counter Holder

Used for counter-holding the 22mm screws when working on the strut unit on Mercedes Benz A class where there is limited space. Very helpful for installation and removal and for measurement of adjustments. Saves need for a second hand.
Size: 2 x 22mm 12 point ring ends.
Length: 3.1/2"(90mm) x 1.3/16"(30mm) wide.
Thickness: 5/16"(8mm)




A1266 Picture

A1266 Adjustable Crankshaft Pulley Holder

Designed for holding the crankshaft in position to remove and replace the crankshaft balancer screws. The tool is adjustable with openings of P.C.D. 30mm to 150mm. Drop forged from SCM440 steel and fully heat treated.
Applicable: Mercedes Benz S600, M137, M112, M113, M271, M462, Cefiro A32, A33, & most kinds of engines.
Three pair of interchangeable pins: 16mm in diameter and lengths of 70mm, 74mm, 110mm.
Overall Length: 15.1/4"(388mm)



Subaru Specialty Service Tools



A1197

A1197 Subaru Forester Crankshaft Pulley Holder

Special 700mm pin wrench for holding the pulley for removal & installation of the crankshaft bolt on the Subaru Forester 2500c.c.
Size: 3 Pin circle **Head Diameter:** 104mm
Length: 700mm



A1202

A1202 Subaru Impreza Crankshaft Pulley Wrench


Special designed tool to prevent the pulley from rotating, then extract the central fixed screw.

Warning: Install central screw with 30Nm. torque then tighten 45 degrees.

Applicable: Subaru Impreza GT 1999
 Subaru Impreza 1600 cc, 1800 cc, 2000 cc.
Length: 380mm



A1202 Subaru Impreza Crankshaft Pulley A1152 Subaru Legacy Camshaft Pulley



A1152


A1152 Subaru Legacy Camshaft Pulley Holder

Special designed tool to prevent the pulley from rotating, when extracting the central fixing screw.

Applicable: Subaru Legacy 2200cc.
Length: 385mm



A1315 Subaru Camshaft



A1315

A1315 Subaru Camshaft Alignment Tool (2500cc)

Only one bar is required to do the job for camshaft alignment on the Subaru engines. Made from aluminium.

Stock Number: 499207300.

Applicable: Subaru 2500cc DOHC non turbo engines
 Impreza, Legacy SVX.



A1079-3 Subaru Impreza Crankshaft Pulley




A1079-3

A1079-3 Subaru Impreza Crankshaft Pulley Wrench

Special 12point deep offset ring wrench designed for removal and installation of the crankshaft pulley.

Applicable: Subaru Impreza.
Length: 403mm

Length: 770mm



A1093

A1093 Subaru Impreza Crankshaft Pulley Wrench

Special four pin offset wrench designed to remove and install the crankshaft pulley on Subaru engines.


Applicable: Subaru 1800cc (1998 to 2001)
Pins: 55mm Between centres.
Length: 770mm.



Length: 680mm



A1149 Subaru Legacy 2500 c.c.



A1149

A1149 Subaru Legacy 2500cc & Forester Crankshaft Pulley Holding Wrench

Special four pin offset wrench designed to remove and install the camshaft pulley on Subaru Legacy 2500cc sedan & Forester.

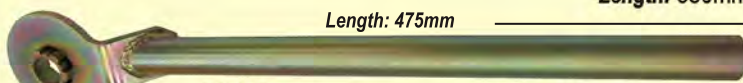
The user can replace the pulley on the car without removing the radiator. It must be used together with a torque wrench.

Please follow the manual of repair & maintenance published by the original producer when installing.

Applicable: Subaru Legacy 2500cc & Forester.
Pins: 12mm (P.C.D. 64mm 90mm Dia. 42mm Dia).
Length: 680mm.



Subaru Legacy 2500 c.c. Crankshaft Pulley



A1400

A1400 Subaru Camshaft Sprocket Holder

Special six tooth offset wrench designed to for holding the camshaft sprocket on 2005 & newer Subaru 2.5L Turbo & the 3.6L 6 cylinder engines.

Applicable: Subaru 2.5L Turbo & 3.6L 6 cylinder. 2005 & on.
Head Diameter: 6T at 31.7 Diameter with teeth at 28mm x 7mm dia.
Overall Length: 475mm.



Detail of A1400



Subaru Camshaft Sprocket

Holden & GM Specialty Service Tools

6300H Holden V6 Engine Timing Tool Bars

These new camshaft setting bars are suitable for locking the camshaft on the Commodore V6 Alloy-Tech Engine and other GM engines.



6300J Holden V6 Engine Timing Tool Holder

Special holding tool socket used with 6300H Timing locking Bars on Commodore V6 Alloy-Tech Engine and other GM engines.

6300B Holden Barina Twin Cam Timing Tool

This twin cam (chain) timing tool is used for petrol engines 1.0L, 1.2L, 1.4 L. twin cams (chain driven engines).

Suits models: Holden Barina, Corsa, Astra, Agola, Meriva
Engines: 1.0L 12valve, 1.0L 16valve, 1.4L 16 valve (chain)

Model Codes: X10XE, Z10XE, Z10XEP
X12XE, Z12XE, Z14XEP



6291 GMH / Opel Diesel Timing Tool Set 1.9L CDTI Diesel Engines

Applicable for GMH / Opel 1.9CDTI diesel engines. Z18DT, Z19DTH Vectra, Opel, Signum etc.

Set prevents engine camshaft and crankshaft from turning when adjusting the timing belt tensioner, changing the timing belt or during other engine repairs.



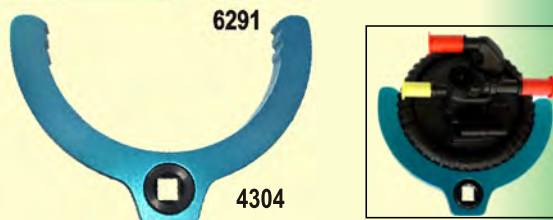
4304 GM / Opel Fuel Filter Key (109mm)

Suitable for new Opel / GM vehicles. The fuel filter key is required to remove and install the fuel filter cap when replacing the fuel filter cartridge.

Fuel Filter Key Diameter: 109mm.

Drive: 3/8" Square Drive.

Profile: 109mm Diameter, 6 Teeth.



TT8077 GM Master Timing Tool Set


This master set includes all tooling of sets for GM vehicles:

#TT8004 (Ecotec engines.Vectra).

#6291 (GM Diesel 1.9L.CDTI engines),

#6300B (1.2L, 1.4L Chain Driven engine Barina, Astra, etc.

Suits: Algila, Astra, Astra-H, Astra-G, Frontera-B, Combo- C, Corsa-B & C, Combo C, Meriva, Omega-B, Signum, Sintra, Tigra-B, Vectra-B&C, Zafira-A & B, Saab 9-3.



1852 Universal Air Bag Release Tool Set GM / Mercedes / Ford

Used to remove the air bag module from the steering wheel. Works on many GM, Ford and Mercedes Benz vehicles.


Mercedes Models: 107, 123, 124, 126, 129, 140, 163, 164, 170, 201, 202, 203, 208, 209, 210, 211, 215, 219, 220, 221, 463.



J4418 GM Oil Cooler Line Disconnect Tool (Transmission)

This tool fits over the transmission oil cooler line on late model GM and GMH vehicles to quickly release the tabs from the oil cooler line and transmission connection.

Made from spring steel. Supplied on T&E backing card.



1853 Air Bag Removal Tool


This air bag removal tool is used to remove the steering wheel air bag inflatable restraint module on Pontiac 2003 GTO and on Holden Commodore vehicles.

Length: 3"(75mm)

Weight: 8oz.(0.3kg.)

VW / Audi / Porche Service Tools

A1045



A1045 VW / Audi Strut Nut Socket

Special shaped socket fits into the slot in the top of the shock retaining nut to remove & install shock absorbers on most FWD Audi's & VW's. 22mm (7/8") Hex drive for use with socket or wrench. **Weight:** 3.5oz.(100gm.)



A1105-4

Thread: 18mm x 1.5Pitch

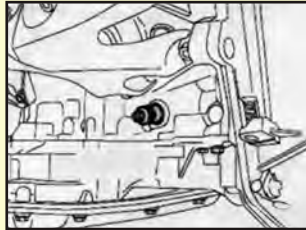
A1105-4 VW / Audi V6 Crank Locking Pin (18mm)

Used to lock the crankshaft at the top dead centre position when replacing the timing belt or removing the crankshaft bolt. Petrol Engines
Size: 18mm x 1.5 Pitch



A1105-5

Thread: 12mm x 1.5Pitch



A1105-5 VW / Audi V6 Crank Locking Pin (12mm)

Used to lock the crankshaft at the top dead centre position when replacing the timing belt or removing the crankshaft bolt.
Applicable: VW and Audi 3.0L V6 5V
Size: 12mm x 1.5 Pitch



A1214



A1214 VW / Audi Cam Chain Tensioner Retainer

Used to hold the chain & tensioner in position when assembling and disassembling the camshaft assembly.

Audi: AHA, AMB, AMU, APB, ART, ATC, ATQ, AWM
AWN, AWP, BBD, BCY, BEA, BEL, BFM.

VW: AHA, APH, ATQ, AUG, AWM: AWP, AWW, BKF, BNU
Year modles: 1998 to 2006 & on.



A1215




A1215 VW / Audi Fan Clutch Adjustment Pin Wrench (5mm Pins)

Use to remove and install the viscous clutch radiator fan and the central hydraulic pump pulley.

Pin Diameter: 5mm **Pin Depth:** 6mm

Length: 260mm.

Weight: 0.252kg.



B1215




B1215 VW / Audi Fan Clutch Adjustment Pin Wrench (4.4mm Pins)

Use to remove and install the viscous clutch radiator fan and the central hydraulic pump pulley.

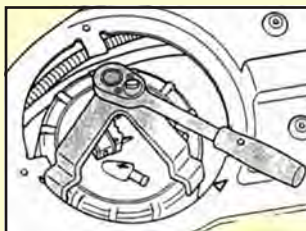
Pin Diameter: 4.4mm **Pin Depth:** 3mm

Length: 260mm.

Weight: 0.252kg.



A1217



A1217 VW / Audi / Porche Fuel Sender Wrench

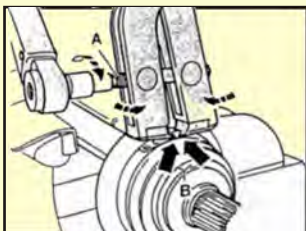
Use to remove and install the fuel gauge sending unit on most VW's, Audi's and Porche Boxster 911.

Diameter: 139mm.

Weight: 0.252kg.



A1218



A1218 VW / Audi CV Joint Boot Tensioner

Use for applying single eye clips used on outer CV joint boots of drive shafts on Golf, Passat, all Audi models, Ford, Opel, GM, etc. Tool can also be used for assembling rodent repellent systems on Audi vehicles and to repair air springs on Audi A8 Year models 2003 onwards.

To use with a 3/8" Drive torque wrench.

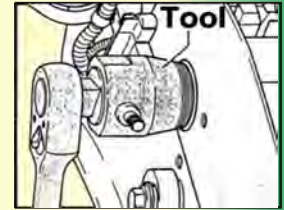
Weight: 1.204kg.



VW / Audi / Porche Service Tools

A1231 VW Camshaft Oil Seal Puller

Special 1/2"drive cone type oil seal extractor for removing cam shaft oil seals on VW Lupo 1.4 Litre, and new Polo 1.4 Litre. Can also be used for removal of many other oil seal applications.
Size: 30mm to 40mm. **Bore Diameter:** 27mm



A1232 VW Crankshaft / Camshaft Oil Seal Puller

Special 1/2"drive cone type oil seal extractor for removing cam shaft (Early models) and crankshaft oil seals on VW Lupo 1.4 Litre, and new Polo 1.4 Litre. Can also be used for removal of many other oil seal applications.
Size: 35mm to 45mm. **Bore Diameter:** 32mm



A1233 VW Crankshaft / Camshaft Oil Seal Puller

Special 1/2"drive cone type oil seal extractor for removing front crankshaft pulley seals at the vibration damper.
Applicable: VW & Audi V6 late models. Can also be used for removal of many other oil seal applications.
Size: 39mm to 49mm. **Bore Diameter:** 35mm



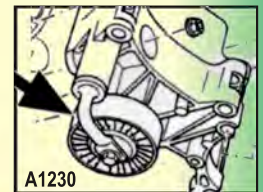

B1231 VW Camshaft Oil Seal Installer

This tool is specifically designed to prevent damage to the camshaft oil seals when installing seals on VW models:
 VW Lupo 1.4 New Polo 1.4



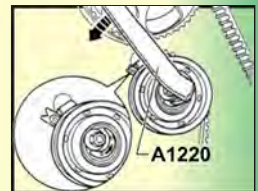
B1232 VW Crankshaft / Camshaft Oil Seal Installer

This tool is specifically designed to prevent damage when installing the crankshaft pulley, camshaft and intermediate shaft oil seals. Set contains four pieces.
Applicable: VW Golf, Rabbit, Fox, GTI, Scirocco. All Audi's except V8.



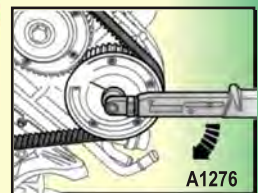
A1230 VW Tensioning Device for V-Ribbed Belts

For operating the tensioning device when changing the V-ribbed belt on VW Polo Golf and Passat, Audi since 1991. Made from special alloy steel, chrome plated.



A1220 VW / Audi Belt Tension Pin Wrench

Pin wrench with 3mm pins spaced 18mm apart with a 15 degree offset, used to adjust the belt tension on 1.9 litre diesel and 2.0 litre gas engines from 1998 to 2003.
VW Engines: AEG, AVH, AZG, ALH, BDC.



Applicable: Audi A3, VW Golf 3, 1999 or newer TDI, VW Bora 2.0Litre, Golf 1.6Litre, New Beetle 1.6Litre.



A1276 VW / Audi Camshaft Adjuster Socket

Camshaft adjusting socket used to adjust variable valve timing on the exhaust side of camshaft to the basic position. Special groove nut socket to turn the camshaft adjuster into position.
Suits: VW / Audi V6 3Litre 5 valves per cylinder.
Drive: 3/8"Square drive.



A1276 Groove nut socket to turn the camshaft adjuster into position.

A1307 VW / Audi Special Turbo Wrench

Special shaped 12mm wrench for bolting on the turbo-charger on diesel engines fitted to VW & Audi vehicles. The short offset wrench reaches underneath the turbo charger for assembling & disassembling the 12mm x 12 point bolts.
Applicable: VW / Audi / V6 /TDI / diesel engines.
Size: 12mm double hex opening. **Drive:** 3/8"Square drive.



VW / Audi / Porche Service Tools

800mm long



5079



S7614



5079 VW T4 Propellor Shaft Socket (14mm Multi-Spline)

Special 14mm multi-spline x 1/2" drive socket that is 800mm long. For removal & replacement of the screws at the drive shaft. Length allows for quick & easy use from the outside.

Applicable: VW T4, Tourareg, etc.

Length: 800mm **Size:** 14mm Triple square (Multi-Spline).



S7614 VW T4 Multi-Spline Socket (14mm Multi-Spline)

For removal of the upper ball joint bolts on VW T4 Transporters. 14mm Multi-spline socket also has many other applications.

Length: 60mm **Size:** 14mm Multi-Spline **Drive:** 1/2" Square.



65003



65003 VW / Audi Gearbox Socket (16mm Multi-Spline)

For removal & replacement of the tamper-proof plugs on the transmissions & gearboxes of Audi & VW vehicles. 16mm multi-spline tamper-proof socket also has many other applications.

Length: 60mm **Size:** 16mm Multi-Spline, Tamper-Proof. **Drive:** 1/2"



J4265

J4266



J4265 VW / Audi Water Pump Reaction Wrench

Reaction wrench for safe locking of the deep-drawn water pump pulleys on VW and Audi engines as used when air conditioning is also built in. Enables easy loosening of stubborn pulley bolts.

Applicable: VW / Audi.

Width: 65mm **Length:** 298mm

J4266 VW / Audi Water Pump Reaction Wrench

The 1/2" Drive in the handle enables use with an extension bar. Use for safe locking of the water pump pulley.

Enables easy loosening of stubborn pulley bolts.

Applicable: VW, Golf, Passat, Audi.

Width: 80mm **Length:** 250mm



A2090

A2090 VW / Audi Alternator V-Belt Pulley Socket

Special designed socket to hold the pulley and remove the centre bolts to enable the removal of the V-belt pulley at the alternator.

Use with a 17mm wrench to hold the splined "C" ring and the 10mm multi-spline socket to remove & install the pulley bolt.

Applicable: Benz M271, VW Golf, Vento, Passat, Audi A3, Volvo, VW Jetta 1.9 Litre TDI engines.

Size: 10mm Multi-Spline with Splined C ring 1/2" Drive.



A2201

A2201 VW / Audi Engine Timing Tool (Petrol & Diesel)

This comprehensive set includes all the tools required for both petrol and diesel engine service including timing belt replacement on recent models and also older 1.9D models.

Applicable: Audi A4, A6, A8, A11, YOAD 97 / 94.

VW Passat (98 and on)



A2211

A2211 VW / Audi / Air Bag Removal Tool

Special tool kit for removing steering wheel air bags on:


- 1: Volkswagen, Audi, Seat, Skoda, BMW and Mercedes.
- 2: VW Passat B5, Polo, Lupo. Audi A4 and A6, Skoda Super B
- 3: VW Golf 4, New Beetle, Seat, Skoda, Fabia, Oktavia AB, BJ 99
- 4: VW Golf 4 (BJ.1998-2004) VW Passat AB, BJ.1997 Bora Ba/B.
- 5: VW-Models UA Passat AB, BJ2000J
- 6: T30 for Audi, Opel, Renault, VW
- 7: T30 Tamper for : Audi, BMW, Mercedes, Opel,
- 8: T25 for BMW
- 9: T25 Tamper for BMW
- 10: 5mm Hexagon for Audi



VW / Audi / Porche Service Tools

6269SET VW / Audi Crankshaft Timing Tool Set

This six piece set includes timing locking tools for both SDI, TD, TDI, and TDI- PD engines fitted to VW, Audi, Seat, Skoda and Ford engines.



6269 VW / Audi Crankshaft Timing Tool TDI's

Crankshaft locking tool to suit Volkswagen Bora, Golf, Lupo and TDI engines.

6269B VW / Audi Camshaft Timing Tool TDI-PD

Crankshaft locking tool to suit Volkswagen TDI- PD Engines.

A1348 22mm VW / Audi Oil Filter Wrench

This oil filter wrench is specially designed for the removal of oil filters with special adaptor.

Applicable: VW and Audi diesel engines fitted with MANN-Mahle and Knecht-filters

Opening: 22mm **Size:** 1/2"Drive




PT710 Audi Engine & Transmission Oil Gauge

This special oil measuring gauge is designed for measuring the oil levels on Audi engines fitted with electronic oil level systems for both the engine & the transmission.

The tool checks the oil level on Audi A4 and A5 six cylinder 3.2litre 4 valve engines.

It can also assist in the calibration of the vehicles instrument panel. OEM Code: T40178.

For checking oil level after exchanging the oil sensor.



4962 Timing Tensioner Offset Pin Wrench

This offset timing belt tensioner wrench is designed for use on Volkswagen, Audi, Skoda and Seat for adjusting the timing tensioner.

Timing Belt Wrench 90°Offset (Pin Centres 18mm. Dia. 3mm)

Length: 8.5/8"(216mm)



4961 6Pc.Tensioner Wrench & Locking Pin Set VAG Group (VW, Audi, Skoda & Seat).

Special timing belt tensioners & locking pins to suit VAG group (VW, Audi, Skoda & Seat).

- Contains:**
- 1: Timing Belt Wrench Straight (Pin Centres 18mm. Dia. 3mm)
 - 2: Timing Belt Wrench 15°Offset (Pin Centres 18mm. Dia. 3mm)
 - 3: Timing Belt Wrench 60°Offset (Pin Centres 18mm. Dia. 3mm)
 - 4: Timing Tensioner Locking Pin ("L" Shape)
 - 5: Timing Tensioner Locking Pin ("Y" Shape)
 - 6: Timing Tensioner Locking Pin ("O" Shape)



4949 Tension Adjuster / Reaction Wrench

This is the ideal tool for belt extraction when you need to change the timing belt.

Drive: 1/2"Square Drive

Length: 3.3/8"(86mm)



A1372 Diesel Injector Pump Timing Gauge

This diesel injector test gauge is used for setting the timing of diesel injector pumps.

Dial Gauge Readings: 0 to 100 x 10

Dial Gauge Graduations: 0.01mm

Dial Gauge Diameter: 1.1/2"(38mm)

Applicable: Volkswagen and Audi Diesel Engines.



BMW Specialty Service Tools



A1156-5

A1156-5 BMW (N42 / N46) Intake / Exhaust Camshaft Gauge

Used for disassembly of the camshaft or for realigning of the camshaft on BMW models N42 and N46.



A1021

A1021 M60 / M62 BMW Camshaft Alignment Tool

Aligns and holds the camshaft in position when assembling the cylinder head and replacing the timing chain. Set includes two blocks, swivel lock plate and locking pin for setting the camshaft timing.

Applicable: BMW engines models M60 & M62.



B1021

B1021 M60 / M62 BMW VANOS Camshaft Locking Fixture

This two piece set locks the camshaft sensor wheel into position when timing and the assembly of the V8 Vanos equipped engines.

Includes both left hand and right hand locking fixtures.

Applicable: Mercedes Benz M60 / M62 VANOS 1999 and on.



C1021

C1021 M60 / M62 BMW VANOS Timing Four Pin Hook Socket

Special pin type socket is used for adjusting VANOS to the left stop during assembly as well adjusting the timing.

Applicable: Mercedes Benz M60 / M62 VANOS 1999 and on.



A1129

A1129 BMW Upper Sub-Frame Bush Extractor and Installer (Hydraulic)

Models: E32, E34, E38, E39, E53, E60, E65, E66

The 10 ton hydraulic ram, sleeves and adaptors will remove and install the metallic bushing in the traction strut on BMW upper sub frame suspensions.

Use with a 10,000 psi hydraulic pump. (not included)




A1087 Rear Axle Bush Remover / Installer Suit BMW E36 & E46 models

Used for removal & replacement of metallic bushes on the rear axles on BMW type E36 & E46 when replacing the mounting bushes without having to lower the complete rear axle assembly.



A1087



A1087 Part List

BRAKE, TYRE, STEERING, CV JOINT, BALL JOINT & COIL SPRING TOOLS

Brake, Tyre, Steering, CV Joint, Ball Joint,
Valve & Coil Spring Compressors

Brake Service Tools Page No. R89 to R90

- ABS Brake Sensor Seat Reamer Set Page No. R89
- Disc Brake Caliper Re-threader Set Page No. R89
- Brake Caliper Piston Detaching Pliers Page No. R89
- Disc Brake Opening Tool Page No. R89
- Brake Calliper Brush Page No. R90
- Brake Calliper File..... Page No. R90
- Single Way Brake Bleeder Kit Page No. R90

Tyre Service Tools Page No. R90

- Tyre Deflator for TPMS Valves..... Page No. R90
- Aluminum Tire Rim Installing Tool..... Page No. R90
- Large Body Four-In-One Valve Tool Page No. R90

CV Joint Service Tools Page No. R91 to R93

- Lower Control Arm Service Tool Page No. R91
- CV Joint Assembly Removal Tool..... Page No. R91
- CV Joint Boot Clamp Crimping Tool Page No. R93
- Master CV Joint Puller Set Page No. R93

Ball Joint Service Tools Page No. R93

- Master Ball Joint Service Set..... Page No. R93

Steering Service Tools Page No. R91 to R93

- Hydraulic Steering Press Tool Page No. R92
- Caster / Camber / King Pin Gauge Page No. R91
- Steering Track Rod Axial Joint Remover..... Page No. R93
- Steering Knuckle Dust Shield Installer..... Page No. R91

Axle / Wheel Service Tools Page No. R91 to R92

- Universal Axle Bearing Extractor / Installer..... Page No. R92
- Wheel Stud Remover / Installer Master Kit..... Page No. R91

Coil Spring & Valve Spring Service Tools Page No. R94

- Motorcycle Coil Spring Compressor..... Page No. R94
- McPherson Spring Dumper Extractor..... Page No. R94
- Universal Valve Spring Compressor..... Page No. R94



Chrysler / Dodge Service Tools



J7590 Dodge Caster / Camber Tools (2002 & UP Dodge Ram 1500 2WD / 4WD)

These tools are designed to adjust camber and caster by allowing controlled adjustment as the control arm slides in the adjustment slots.

- 1: Perform pre-alignment checks in a normal manner.
- 2: Hook-up alignment equipment, record readings.
- 3: Before installing tool on the vehicle make sure the jaws are all the way closed on both tools. (Instructions enclosed).

Specialty Disc Brake Service Tools

PT669A 5 Pc. ABS Brake Sensor Seat Reamer Set

Four high speed reamers to re-face the ABS sensor seat. Cutters clean and reseat the sensor seat to prevent any leakage. Reamers are SKD11 polished steel HRC: 58-60.

Set Includes:

- PT669A-1: 14mm HSS Flat Seat Reamer 42.5mm long.
- PT669A-2: 15mm HSS Flat Seat Reamer 33.5mm long.
- PT669A-3: 18mm HSS Flat Seat Reamer 31.5mm long.
- PT669A-4: 18mm HSS Flat Seat Reamer 42.5mm long.
- PT669A-5: 1/4" Drive T handle 152mm long with comfort grip.

Applicable: 1: BMW E38 thru E71.

2: Mazda, Toyota, Ford, Mercedes A class.

3: VW, Audi, Seat, Skoda, BMW E36-E46.

4: VAG, NFZ and other vehicles with ABS brakes



Pictures of PT669A ABS Brake Sensor Cutters



PT669A



C4267

C4267 Disc Brake Opening Tool

Designed to simplify the installation and the removal of disc brake caliper pistons. The 36mm wide flat blade acts as a lever to free the caliper piston for easy removal and replacement.

Blade Width: 1.7/16"(36mm)

Length: 7.1/2"(90mm)

2052 Disc Brake Caliper Re-threader Set

Special 26 piece threaded insert set to replace the disc brake caliper mounting bracket threads on Ford, GM, VW, Audi, Seat & Skoda.

Includes:

- Drilling Guide for: (VW, Audi, Seat, Skoda)
- Drilling Guide for: Ford vehicles
- Drilling Guide for: GM Vehicles (Opel etc.)
- 1 x Stepped Drill 7.7mm x 10.6mm
- 1 x Threading Tap 9mm x 1.25 pitch
- 1 x 7mm Hex Key
- 10 x Thread Inserts 9mm x 1.25 pitch
- 10 x Sealing Washers 14mm x 1mm



2052



2252 Brake Caliper Piston Detaching Pliers

These pliers are designed to remove the piston from the disc brake caliper. Serrated jaws grip firmly inside the caliper piston.

They feature an adjustable vice grip locking mechanism that allows you to hold the pressure on the piston caliper to enhance the removal of the piston from the caliper.

Capacity: 16.5 to 40mm

Length: 8"(200mm)



2252

**For further Specialty Brake Service Tools
Please check in the plier section
pages R65 to R71**

Specialty Disc Brake Service Tools

2047 Brake Calliper Brush (Two Row Stainless)
 For removal of brake dust and dirt from the brake calliper on vehicles with disc brakes. Slim design allows for working in areas with restricted access. Two rows of stainless tempered steel.
Length: 10"(250mm)



2048 Brake Calliper Brush (Two Row Brass)
 For cleaning aluminium brake callipers. Soft brass bristles facilitate damage free cleaning on softer aluminium callipers. Slim design allows for working in areas with restricted access. Two rows of tempered brass.
Length: 10"(250mm)



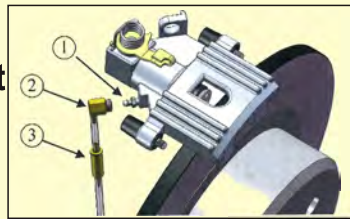
2049 Brake Calliper File (Single Sided)
 Extra slim style with a width of only 10mm, appropriate for Asian vehicles for removal of brake dust, rust and dirt from the brake calliper. Incorporates a flat scraper for removing crude residues.
Length: 10.5/8"(270mm)



2050 Brake Calliper File (Double Sided)
 Extra slim style with a width of only 10mm, appropriate for Asian vehicles for removal of brake dust, rust and dirt from the brake calliper. Incorporates a flat scraper for removing crude residues.
Length: 10.5/8"(270mm)



2368N Single Way Brake Bleeder Kit
 Features a one way check valve and nozzle to prevent the re-entry of air into the system. Includes an assortment of rubber sleeve tubes to fit the right angle copper nozzle adaptor. Ensure the correct size rubber sleeve is installed into the right angled copper nozzle adaptor.




2368N Brake Bleeder Picture



Specialty Tyre & Wheel Service Tools

6044L Large Body Four-In-One Valve Tool
 Large body four-in-one valve tool will remove & replace tyre valve cores, re-thread inside & outside of the valve stem. Easy-out will back out valve cores when the shoulders have been broken off. Made from high grade tempered alloy steel.
Size: 2.5" x 1.3/8"(58mm x 46mm)
Tap Size: 8mm Valve Core Head Opening: 3mm



6058 Aluminum Tyre Rim Installing Tool
 Installs on both manual and power tyre machines. By placing the far end of the tool into the groove, the nylon wheel then pushes around the wheels rim to facilitate the placement of the wheel cover in comparison with the collapsible one.




Pictures of #6058 Aluminum Tyre Rim Installing Tool

9997 Tyre Deflator for TPMS Valves
 No need to remove TPMS valve core. Safely release of the air. Four of the same sizes noted with position marked to help users to install the tire back to the same position. Saves time to reset the TPMS system with the computer.
Thread cup size: 5/16" x 32 UNF. Pin size: M3 x 0.5 pitch.

Red: RF (Right-Front) Blue: RR (Right-Rear)
Yellow: LF (Left-Front) Green: LR (Left-Rear)

- 1: Choose cup with position mark & install it with TPMS tyre valve.
- 2: Air is released easily.
- 3: Remove tyre, do repairs, install 4 tyres back to original position.
- 4: Put four colourful cups back to the EVA storage pack.





6055

Wheel Stud Remover / Installer

6055 Wheel Stud Remover / Installer Master Kit

Determine which removing adaptor fits the wheel stud. Insert the adaptor into C-frame and position the C-frame and adaptor on the wheel stud. Tighten the forcing screw until it meets the stud and check the alignment of all tooling components.

Continue tightening the forcing screw (use an impact wrench if necessary) until the wheel stud is removed from the hub.

Repeat procedure using the installing adaptor for installation.

- Contains:**
- | | |
|------------------------------|------------------------------|
| 1: C-frame / Forcing Screw. | 4: Installing Adapter. |
| 2: Removing Adapter.(33.9mm) | 5: Removing Adapter.(40.8mm) |
| 3: Receiving Cup. | 6: Removing Pin. |



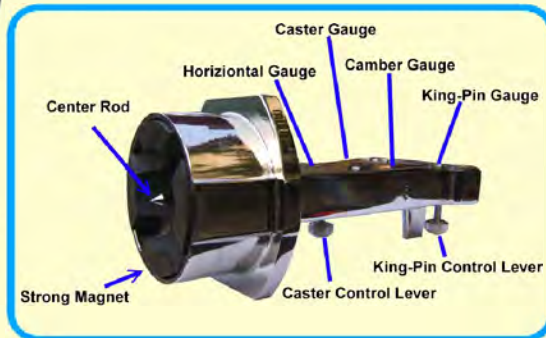
A2175

Caster / Camber / King Pin Gauge

A2175 Caster / Camber / King Pin Gauge

In conjunction with turntables you can easily and rapidly measure the correct angles of camber, caster and king pin position with the rotation angle of the steering wheel.

Moreover, when the angle of camber and caster have been changed simultaneously you can gain the best wheel alignment angle adjusted to the manufacturers specification because you can read the change of each angle at the same time.



Specifications:

- Length:** 230mm
- Width:** 90mm
- Camber:** +5° to -5°
- Caster :** -3° to 0 to 10°
- King Pin:** 0° to 16°
- Weight:** 1.7kg.

CV Joint & Lower Control Arm Service Tools



J7063

J7063 Lower Control Arm Service Tool (Wishbone Lever Tool)

Enables a single operator to do strut replacement & CV axle joint repairs easily. Works on all CV axle joint vehicles.

Removes ball joints damage free. Performs jobs faster & safer.

Makes strut replacement an easy one man operation.

Prevents damage to rubber boots.

With this lever tool the work can comfortably and surely be accomplished by one person.

Length: 38" (965mm)




6012

6012 CV Joint Assembly Removal Tool

Special design puller that is fully adjustable to fit CV joint assemblies on most passenger vehicles.

Seven adjustment holes enables side clamp to adjust to the correct size required.

Instructions for use are included.



7901

Steering Knuckle Dust Shield Installer

7901 Steering Knuckle Dust Shield Installer

Special shaped cone expands the steering dust shield covers for fitting and installing the steering knuckle dust shields.

Use with lubricant to expand the dust shield without any damage.

Diameters: Tip: 5mm Centre: 24mm End: 24mm

Length: 70mm

Specialty Steering Service Tools

SP1101 Hydraulic Steering Press Tool

The 18 Ton hydraulic cylinder provides the power to easily press the bushes into place. Using the hydraulic pump press short bushing adaptors are pushed into the long adaptors to disassemble the bush.

Exchange the position of the long and short adaptors for reassembly.

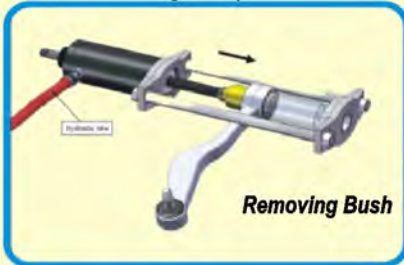
The range of adaptors included gives universal usage for most vehicles.

Capacity: 18.2Tons

Full instructions included.

Size of Set: 900mm x 540mm x 170mm

Weight: 67.8 lb. (35.0kg.)



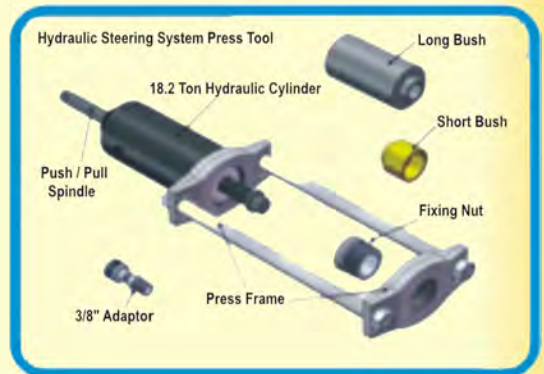
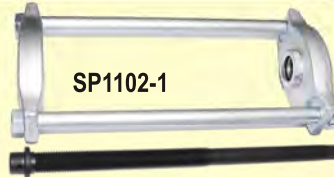
SP1101 Set Contains:

Part No.	Quantity	Description	Specication
SP1101-1	1	Hydraulic Ram	18.2 Ton
SP1101-2	4	Pulling Spindles	10mm, 12mm, 14mm, 16mm.
SP1101-3	1	Adjustable Nut	O.D. I.D. O.D. I.D.
SP1101-4	22	100mm Long Bushes	26 x 18mm thru 68 x 60mm
SP1101-5	22	40mm Short Bushes	26 x 18mm thru 68 x 60mm
SP1101-6	1	3/8" Adaptor	48.5mm

SP1102-1 Frame & Spindle (Optional)

To suit SP1101 Steering Press Tool.
Frame will accept all bushes.

Weight: 5.4 kg.



J7064 20Pc. Additional Sleeve Set for A2183 Hydraulic Steering Press Tool

Set consists of 10 long bush sleeves 110mm long and 10 short bush sleeves 40mm long to extend the range of the SP1101 Hydraulic Steering press Set.

- Sizes:**
- J7064-1** 70mm OD x 62mm ID both 110mm & 40mm long sleeves.
 - J7064-2** 72mm OD x 64mm ID both 110mm & 40mm long sleeves.
 - J7064-3** 74mm OD x 66mm ID both 110mm & 40mm long sleeves.
 - J7064-4** 76mm OD x 68mm ID both 110mm & 40mm long sleeves.
 - J7064-5** 78mm OD x 70mm ID both 110mm & 40mm long sleeves.
 - J7064-6** 80mm OD x 72mm ID both 110mm & 40mm long sleeves.
 - J7064-7** 82mm OD x 74mm ID both 110mm & 40mm long sleeves.
 - J7064-8** 84mm OD x 76mm ID both 110mm & 40mm long sleeves.
 - J7064-9** 86mm OD x 78mm ID both 110mm & 40mm long sleeves.
 - J7064-10** 88mm OD x 80mm ID both 110mm & 40mm long sleeves.

Weight: 39.1/2 lb (18 kg) (Extends the size range of the SP1101 set to 88mm.)



Axle Bearing Extractor / Installer

A1026 Universal Axle Bearing Extractor / Installer

This Universal Axle Bearing Puller will install and remove the outer races from the wheel bearing hubs.

It also works as a press for the fitting of press type hubs.


This screw type puller eliminates the need for presses and slide hammers.

Applicable: Mercedes Benz, BMW, Toyota, Ford, Mitsubishi etc. This puller is designed exclusively for Unit-Type bearing races used in most of to-days modern vehicles.

Hub insertion is also possible with detachable types.

Capacity: 1.3/4" to 6.1/8"(44mm to 156mm)

Weight: 12.1/8 lb (5.46 kg.)



CV Joint Service Tools



J7515 Master CV Joint Puller Set

This master CV joint puller set includes all the CV joint forks, attachments, 5lb. slide hammer and an extension rod needed to pull CV joints having hidden retaining rings, without causing damage to the roller bearing inside the CV joint. Axle assemblies are popped out of the trans-axle without damage due to the straight even pull provided by the 5lb. slide hammer.

Includes: Inner CV Joint Fork opening: 1.31/32"(50mm)
 Inner CV Joint Fork opening: 2.7/16"(63mm)
 Front Wheel Dive Axle Puller
 18"(450mm) Slide Hammer Extension
 5Lb. Slide Hammer
 Adjustable CV Joint Assembly Puller

6028C CV Joint Boot Clamp Crimping Tool

With Torque Adaptor (For Stainless Clamp Bands)

For assembly of new the stainless steel Clamp-Bands on drive-shafts where a torque setting is required.

A 3/8"drive torque wrench is ideal to use with this tool.

Application: VW, Audi, Ford, Opel, Vauxhall, GM etc.

Length: 9.1/2"(240mm) **Size:** 3/8"Drive



6028C

Steering Track Rod Axial Joint Removers

J7932 Steering Track Rod Axial Joint Remover

28mm to 35mm Capacity


Removes and replaces the axial joint from the track rod. The hollow body allows the track rod to pass through and engage on the head of the axial joint. Turn the cam action tool anti-clockwise to loosen & remove. Tighten new axial joint by turning clockwise.

Roller cam action works in both directions.

Overall Length: 400mm **Tube Length:** 350mm

Wrench: 1.1/16"(27mm) Hex or 1/2"Square Drive

Head Diameter: 72mm **Capacity:** 28mm to 35mm



Roller Cam Jaws

J7932



Track Rod Axial Joint

J7933 Steering Track Rod Axial Joint Remover

35mm to 45mm Capacity


Removes and replaces the axial joint from the track rod. The hollow body allows the track rod to pass through and engage on the head of the axial joint. Turn the cam action tool anti-clockwise to loosen & remove. Tighten new axial joint by turning clockwise.

Roller cam action works in both directions.

Overall Length: 400mm **Tube Length:** 350mm

Wrench: 1.1/16"(27mm) Hex or 1/2"Square Drive

Head Diameter: 89mm **Capacity:** 35mm to 45mm



Roller Cam Jaws

J7933

Master Ball Joint Service Set

J7262 21Pc. Master Ball Joint Service Set

This set expands the capability of your ball joint service set. It includes all the receiver tubes and removing / installing adaptors needed to work on press-fit upper and lower ball joints on most GM, Ford, Dodge two and four wheel drive pickups, vans and sport utility vehicles.

It also includes the live center forcing screw plug.

Packaged in convenient carrying / storage case.

Includes the Honda lower ball joint tools to remove and install both sizes of ball joints on 1983 and on Honda Accord, Civic, Del Sol, and Prelude vehicles.

Weight: 39.6 Lb.(19kg.) **Case Size:** 620mm x 325mm x 92mm.



J7262

McPherson Strut Coil Spring Compressor

J6920 McPherson Strut Spring Compressor With 6 Piece Covers

This McPherson spring dumper extractor makes the job faster and more efficient when taking off shock absorbers. It includes a lock function on the tube body making it very safe for the operator. Main Body with lock function. 453mm long.

Contents: One Pair of Lock on Jaws with covers: **Range 80mm to 115mm**
One Pair of Lock on Jaws with covers: **Range 110mm to 150mm**
One Pair of Lock on Jaws with covers: **Range 140mm to 195mm**

Applicable: BMW, Toyota, Ford, Mitsubishi, Volkswagen, Audi, Saab, Nissan, Honda Accord, Subaru, Volvo, Opel, Porsche. Also other vehicles with McPherson struts.

Weight: 31.9 Lb. (14.5 Kg.)



J6920

Motorcycle Coil Spring Compressors

6894 Motorcycle Coil Spring Compressor

Newly developed motorcycle spring compressor for coil springs. The gripping jaws are adjustable to accommodate spring diameters from 25mm up to 95mm. The height range from the jack saddle to the support jaws is 400 / 420mm with the adjusting holes set at 40mm intervals. The hydraulic jack working range is 0 to 130mm.

Operation: Install shock absorber on the device, once the height and gripping jaws have been adjusted to the correct position. Press the hydraulic jack handle until the shock absorber spring is compressed and locked, then the operator can complete the repairs and replacements easily.

Applicable Spring Range: 25mm to 95mm Diameter.

Height Adjustment: Up to 400/420mm at 40mm intervals.

Hydraulic Jack working Range: 0 to 130mm


Overall Height: 675mm Compressed, 1214mm Extended.



Jaw Safety Covers



6894



6895 Retracted

6895 Motorcycle Coil Spring Compressor with Extended Frame Attachment (For Longer Coil Springs)

This motorcycle coil spring compressor is for both standard & longer coil springs.

It comprises of the # 6894 with the inclusion of the # 6893 Extended Frame Attachment.

6893 Extended Frame Only For Motorcycle Coil Spring Compressor (For Longer Coil Springs)

Frame only to extend the use of the # 6894 spring compressor for front & longer motorcycle coil springs.

Applicable Spring Range: 25mm to 95mm Diameter.

Height Adjustment: 125mm to 900mm at 40mm intervals.

Hydraulic Jack working Range: 0 to 130mm

Overall Height: 734mm Compressed, 1214mm Extended.



6894



6895 Extended



6893
Frame Only

Universal Valve Spring Remover / Installer

A1376 Universal Valve Spring Remover / Installer

Newly developed valve spring compressor for overhead valve engines. Replace valve springs & valve stem seals without removing the cylinder head or gasket. Applicable for most engines: BMW, Volvo, Toyota, VW Group, Ford, Mercedes Benz, etc.

Set contains: Main support rod, 2 x extension arms, 4 x short & long spring collets, spark plug threaded extension hoses, quick coupler hose with pressure gauge, 3 threaded collet holders & an adjustable head support.

Size: 400mm x 300mm x 120mm

Weight: 11.6Lb.(5.26kg.)



A1376

Engine Valve Service Tools Page No. R96

- Valve Guide Sleeve Puller..... Page No. R96
- Valve Stem Seal Installation Tool Set..... Page No. R96
- Valve Keeper Remover And Installer..... Page No. R96
- Valve Seat Cutting Set (*Tungsten*)..... Page No. R96

Engine Service Tools General Page No. R97 to R103

- Oil Pan Separator & Cleaning Kit Page No. R97
- Oil Drain Plug Master Rethreader Set Page No. R99
- Spark Plug Thread Repair Kit Page No. R99
- Flow Meter for Common Rail Injectors Page No. R103
- Engine Multi-Ribbed Belt Mounting Tool Page No. R102
- Drive Align Pulley Laser Tool..... Page No. R102

Diesel Injection Service Tools Page No. R97 to R98

- Diesel Injector Seat Cutter Set Page No. R97
- Injector Common Rail Puller..... Page No. R98
- Injector Removing Puller Set Page No. R98
- Diesel Glow Plug Puller Set Page No. R98
- Diesel Injector Needle Extractor Page No. R98
- Diesel Injector Copper Washer Remover Page No. R97, R98

Engine / Camshaft Timing Tools Page No. R103 to R108


- Camshaft Timing Lock Tool set Page No. R103
- Timing Tool Sets for All Engine Makes Page No. R104 to R107
- Camshaft Sprocket Puller Universal Page No. R108

Clutch Alignment Tools Page No. R101 to R102

- 15Pc. Clutch Alignment Rectifier..... Page No. R102
- Universal Clutch Alingner Mandrell Set Page No. R101
- Parallel Expansion Clutch Aligner..... Page No. R101
- Self Adjusting Clutch Service Kit Page No. R101

Radiator Service Tools Page No. R100

- Coolant Evacuator & System Tester..... Page No. R100
- Radiator Pressure Tester & Vacuum Purge & Refill Kit . Page No. R100
- 3Pc. Tapered Rubber Cone Set Page No. R100
- Radiator Fan Clutch Holding Tool Page No. R100



Valve Guide & Valve Keeper Service Tools

J4931 Valve Guide Sleeve Puller Set

Valve guide sleeves can be pulled out and replaced without incurring any damage. The puller works on the principle of an internal collet chuck. Valve guide sleeves are used for accurate fixing of the housing halves. Do not install or remove with tongs

Contains:

- J4931-4 Slide hammer 1.3kg.
- J4931-5 5mm Diameter Internal collet chuck
- J4931-6 6mm Diameter Internal collet chuck
- J4931-7 7mm Diameter Internal collet chuck
- J4931-8 8mm Diameter Internal collet chuck
- J4931-9 9mm Diameter Internal collet chuck
- J4931-10 10mm Diameter Internal collet chuck



4930A Valve Stem Seal Installation Tool Set

This tool set allows for the removal and replacement of valve shaft sealing rings.

Contains:

- Basic Slide Hammer 1.3kg.
- Valve Seal Collet Chuck: Bucket tappets 26 mm upwards.
- Valve Seal Collet Chuck Bucket-tappets 23 mm up to 26 mm.
- Valve stem Seal Removal Pliers, Long Reach.
- 10 Piece press set for valve seals with inside diameters: 9.5mm, 10mm, 10.5mm, 11mm, 11.5mm, 12mm, 12.5mm, 13mm, 13.5mm, 14mm.



4167 Valve Keeper Remover And Installer Kit

For use on all motors with overhead valves, cars, motorcycles, marine, and aircraft engines. Will not bend or loosen valve springs. Works on petrol or diesel engines. Removes and replaces VW Rabbit keepers. Magnet retains the keepers. Takes the place of C-clamp style removers. Can work on the car or the bench. Magnet in tool body captures keepers for quick removal and valve disassembly. Quickly removes and installs valve keepers on most overhead valve engines. Works on valve stems from 4.5 to 7.5 mm and 5/16" to 3/8".



Tungsten Carbide Valve Seat Cutters

6260 14Pc. Valve Seat Cutting Set (Tungsten)

Precision machined tungsten carbide blades produce valve seats with accurate seat angle, superior seat surface, and a true flat seal with the seats concentric to the valve guide.


- Contains:**
- 6260-C1 52 to 65mm 75° & 60° Double Sided Tungsten Carbide Cutter
 - 6260-C2 46 to 60mm 45° & 30° Double Sided Tungsten Carbide Cutter
 - 6260-C3 44 to 52mm 75° & 30° Double Sided Tungsten Carbide Cutter
 - 6260-C4 37 to 46mm 60° & 45° Double Sided Tungsten Carbide Cutter
 - 6260-C5 37 to 44mm 75° & 30° Double Sided Tungsten Carbide Cutter
 - 6260-C6 28 to 37mm 75° & 45° Double Sided Tungsten Carbide Cutter
 - 6260-C7 5.5mm Expanding Pilot Guide
 - 6260-C8 6.7mm Expanding Pilot Guide
 - 6260-C9 8mm Expanding Pilot Guide
 - 6260-C10 8.5mm Expanding Pilot Guide
 - 6260-C11 10.8mm Expanding Pilot Guide
 - 6260-C12 12.5mm Expanding Pilot Guide
 - 6260-C13 4 Pin "T" Handle Driver Wrench



Universal Flywheel Locking Tool

4636 Universal Flywheel Locking Tool

To lock the flywheel when the gearbox is dismantled. Locking pins will adjust from 92mm to 107mm circle diameter. Universal application. The tool can be adjusted axially and radially. It can be used almost universally by screwing in different stud bolts. **1: Bolt Diameters:** 8 mm x 35 mm long. **2: Bolt Diameters:** 10 mm x 45 mm long.





J9955N

Oil Pan Separator & Cleaning Kit

J9955N Oil Pan Separator & Cleaning Kit

Wide tapered, ground blade wedges between metal surfaces to break gasket seals on engine sumps, transmissions, or any difficult to separate gasket joints. Includes a copper blade that prevents damage to the oil pan surface & a clean up wheel tool with 15 additional cup wheels for final dressing of the surface.
Blade Widths: 1.7/8"(48mm) **Length:** 3.1/8"(80mm)



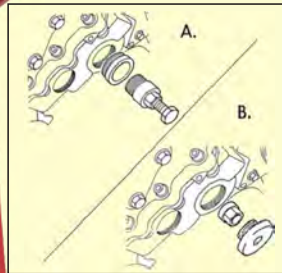
4507

Diesel Valve Pump & Sprocket Tools

4507 Diesel Valve Pump Remover & Sprocket Retainer

These specialized tools are designed to remove the diesel pump and retain the position of the pump sprocket in situ, allowing the front sprockets (timing chain) to remain undisturbed during engine disassembly.

- A:** Pump Remover & Sprocket Retaining Tool covers injection / HP pump removal on Land Rover. Freelander & Rover 75 models with TD4 & M47 2L Engines.
- B:** Pump Remover & Sprocket Retaining Tool. Covers injection / HP pump removal on BMW with M47 / M47TU & M57 / M57TU 2.0 & 3.0 litre engines.



Diesel Injector Seat Cutters

4043 8Pc. Diesel Injector Seat Cutter Set

Re-face the diesel injector seat in order for the new or reconditioned injector to be fitted correctly to the cleaned and recut seat. This avoids the high risk of "blow-by" caused by the build up of carbon deposits and the effects of corrosion. Suitable for all modern common rail diesel engines. Includes a special reamer cutter for cleaning the injector base.

Specification & Application:

- 4043-01 15 x 19mm Flat Reamer - Universal application
- 4043-02 17 x 17mm Angled Reamer - Mercedes Benz CDI
- 4043-03 17 x 17mm Flat Reamer - Delphi / Bosch Injectors
BMW, PSA, Renault, Ford
- 4043-04 17 x 19mm Flat reamer - Bosch Injectors (Mercedes CRD)
- 4043-05 17 x 21mm Angled Reamer - Fiat / Iveco
- 4043-06 19 x 19mm Injector Cleaner Reamer - Universal application
- 4043-07 7mm Pilot Post 4043-08 T-Handle Driver



4043

Copper Washer Injector Sealing Rings

4050 450Pc. Copper Injector Sealing Rings

An assortment of universal copper injector sealing rings for use on most injectors. The set covers thirty of each washers for fifteen different combination sizes.

Assortment of Copper Sealing Rings

Quantity	External Dia.	Internal Dia.	Thickness
30	15mm	7mm	2mm
30	15mm	7.5mm	1mm
30	15mm	7.5mm	1.5mm
30	15mm	7.5mm	2mm
30	15mm	7.5mm	2.5mm
30	15mm	7.5mm	3mm
30	16mm	7.5mm	1.5mm
30	16mm	7.5mm	1.7mm
30	15.5mm	7.5mm	2mm
30	16mm	7.5mm	2mm
30	16.4mm	7.4mm	2mm
30	20mm	9.4mm	0.9mm
30	13.85mm	7.3mm	1.4mm
30	14.6mm	7.5mm	1.3mm
30	14.6mm	7.5mm	3mm



4050



4050

Diesel Injector Copper Washer Remover

4022 Diesel Injector Copper Washer Remover

This tool is used for removing the copper washers from the injector seat on diesel engines. The four piece split collet design expands to securely hold the copper washer in place for correct and damage free removal.

Size of inner hole: 7mm Diameter. **Length of puller:** 9"(230mm)



Diesel Injector Common Rail Pullers

PT014P 14Pc. Injector Common Rail Puller

Enables the removal of stuck & seized common rail injectors without having to remove the cylinder head from the engine.

Contains: 1.4kg. Slide Hammer with two stepped threaded adaptors.

- 14mm x 1.5 Extractor Adaptor to suit Delphi Injectors.
- 17mm x 1.0 Extractor Adaptor to suit Bosch Injectors.
- 20mm x 1.0 Extractor Adaptor to suit Denso Injectors.
- 25mm x 1.0 Extractor Adaptor to suit Siemens Injectors.
- 27mm x 1.0 Extractor Adaptor to suit Siemens Injectors.
- 27mm x 1.0 Extractor Adaptor to suit Bosch Injector Nozzles.
- 14mm x 1.5 Puller Adaptor.
- 25mm 6 Point Open Side Injector Nozzle Socket 100mm long.
- 27mm 6 Point Open Side Injector Nozzle Socket 100mm long.
- 29mm 6 Point Open Side Injector Nozzle Socket 100mm long.
- 30mm 6 Point Open Side Injector Nozzle Socket 100mm long.



Bosch



Delphi



Denso




Siemens

PT695 18Pc. Injector Removing Puller Set

Designed for the removal of FSI type injectors fitted to Volkswagen, Audi, Seat, Skoda & other European vehicles engines.

Contains: A: Ball type insertion adaptor.

- B: Injector puller large cup type for FSI type injectors. 23mm x 76mm.
- C: Injector puller small cup type for FSI type injectors. 14mm x 40mm.
- D: Injector puller two leg (thin) for FSI type injectors. 19mm x 20mm.
- E: Two cylindrical adaptors. 12mm I.D. 13mm I.D. 40mm long.
- F: Two tapered cone adaptors. 27mm x 4mm taper, 35mm x 7mm taper.
- G: Three knurled stepped adaptors 24mm  .
- H: One threaded cup type pulling adaptor. 15mm x 10mm.
- I: One threaded cup type pulling adaptor. 10mm x 8mm.
- J: One spacer bush 19mm O.D x 12mm I.D. x 12mm long.
- K: Slide hammer puller (weight 850g.)
- L: Disconnect key 9.5mm.
- M: 6mm Steel tube cleaning brush.



PT706



Diesel Injector Nozzle Needle Extractor


PT706 Diesel Injector Needle Extractor Puller

This special three jaw collet puller allows for safe removal of stuck injector needles. There is no longer a need to have to drill a hole into the injector needle.

Even injector needles that turn when trying to drill a hole inside can be pulled out with ease.

Designed to extract the injection nozzle needles on: Bosch, Denso, Delphi, Siemens injectors.

Universal application: Renault, Honda, Peugeot, and many other vehicles with the above injection nozzles.



Diesel Glow Plug Puller Set

PT705 7Pc. Diesel Glow Plug Puller Set

This tool set is designed to remove and pull out the broken head of the glow plug from the engine cylinder head.

Contains: A: External grip (7.7mm Internal  ) Includes 6mm contraction collet.

- B: External grip (6.8mm Internal  ) Includes 5mm contraction collet.
- C: 5mm contraction collet.
- D: 3.6mm contraction collet.
- E: 2.7mm contraction collet.
- F: "T" Bar Slide Hammer Puller.
- G: 5.5mm   Internal expansion collet.



Hold Glow Plug In Engine



Pull out Glow Plug




Glow Plug Removed

Oil Drain Plug Thread Repair Sets



4912 14mm to 15mm Oil Drain Plug Repair Kit

For repair of drain plug threads of 14mm x 1.5 pitch.
Includes a special thread tap 15mm x 1.5 pitch.
Five: 15mm x 1.5 Pitch threaded plugs with 19mm hex drive.
Five: 19.3mm Diameter oil drain plug gaskets.
One: 3/8" Drive 10mm 4 Point socket.



4913 12mm to 13mm Oil Drain Plug Repair Kit

Solid and quick solution for the repair of defective oil drain screw threads without the costly replacement of the oil sump.
The damaged thread is easily tapped away to the next size.

Contains: One: Special 13mm 1.5 pitch Tap
Ten: Aluminum 19mm oil drain plug gaskets.
Five: 13mm x 1.5 threaded drain plugs with 17mm external hexagon drive.



4917 Oil Drain Plug Master Rethreader Set

This set features a solid and fast solution for the repair of defective oil drain screw threads without the expensive replacement of the sump.

Application: The damaged thread is simply tapped away to the next size up. Oil drain screw plugs with In-Hex drive for oil pans with recessed drain plugs.

Universal applications : Audi, BMW, Citroen, Daimler-Benz, Ford, Fiat, Honda, Mazda, Mitsubishi, Nissan, Opel, Peugeot, Porsche, Renault, Saab, Seat, Skoda, Toyota, Volvo, VW, etc. Replacement oil drain plugs & aluminum seals are available.

Contains: 4917-1 M13x1.5mm Special Tap
4917-2 M15x1.5mm Special Tap
4917-3 M17x1.5mm Special Tap
4917-4 M20x1.5mm Special Tap
4917-5 M13 x 1.5mm Drain Plug with 17mm hexagon head & gasket. (5Pack)
4917-6 M15 x 1.5mm Drain Plug with 19mm hexagon head & gasket. (5Pack)
4917-7 M17 x 1.5mm Drain Plug with 8mm in-hex head & gasket. (5Pack)
4917-8 M20 x 1.5mm Drain Plug with 10mm in-hex head & gasket. (5Pack)




Spark Plug Thread Repair Sets

4100N Time-Sert Spark Plug Thread Repair Kit

For repairing stripped or damaged spark plug thread seats.

Contains: 1: 4100N-T 14mm x 1.25 Pitch Tap
2: 4100N-ST 14mm x 1.25 & 15.8mm x 1.25 Tap
3: 4100N-PW Two Pin Wrench 3/8" ID
4: 4100N-TB 6" T-Bar x 3/8" Drive
5: 4100N-DB Insert Drive Bar
6: 4100N-SC Stepped Seat Cutter
7: 4100N-15 10 x 15mm Thread Inserts
8: 4100N-95 10 x 9.5mm Thread Inserts
9: 4100N-HK 2.5mm Hex Key



Full operating instructions.



4100-K Replacement Inserts (14mm Spark Plug)

Replacement insert set consists of eight inserts:
2 x 14mm x 1.25 inserts 17.5mm long black finish. (Thin head)
2 x 14mm x 1.25 inserts 17.5mm long golden finish. (Thick head)
2 x 14mm x 1.25 inserts 12mm long black finish. (Thin head)
2 x 14mm x 1.25 inserts 12mm long golden finish. (Thick head)
Special 14mm x 1.25 re-threading tap for cleaning.
Replacements for #4100 (Page 192 C2009 catalogue.)

Radiator Pressure Test Equipment

GT1019 Radiator Pressure Tester & Vacuum Purge & Refill Kit

New composite nylon material set with the most comprehensive range of adaptors together with a vacuum purge and refill kit.

- Contains:** **G01N** Pressure Test Pump with Gauge.
G02A Cap Adaptor 32mm dai. x 16mm reach.
G02B Cap Adaptor 31mm dai. x 10mm reach.
G03 Peugeot, Subaru, Chrysler, GM, Nissan, **ISUZU**, Mitsubishi, Mazda, Toyota, Suzuki, Mercedes. (standard.3/4 Deep)
G04 Honda, Toyota, Suzuki, Mitsubishi, Acrua, Lexus. (32x16mm)
G05 Honda, Toyota, Suzuki, Mitsubishi, Acrua, Lexus. (31x10mm)
G06N Ford BA, Internat., Land Rover, Opel, Sangyong. (52x2.5mm)
G07N Volvo, Saab, Citroen, Renault, Fiat, Alfa, Jeep, Mini. (46x3mm)
G08N VW, Vento, T4 Passat Golf, Beetle, Sharan. (57.5 x 3mm)
G09N Audi, BMW345, Volkswagen, Passat, Porsche. (62x3mm)
G10N BMW E46, E36, E34, E38, E39, E32, E90. (52 x 4mm)
G11N Audi, Volkswagen. (48.4 x 3mm)
G12N Ford, Internat. Land Rover, VE/GM, Sangyong. (52x3mm)
G13N Mercedes (W123, W126, W124, W201) GM, Jeep. (63 x 4mm)
G14 VZ Commodore, Ford Focus, Ford Mondeo. (56 x 3mm)
G15N Mazda. (50 x 2.5mm)
G16N Mercedes A Class (W168). (45.5 x 2.5mm)
G17N BMW E60, E63, E64, E65. (52.5 x 3mm)
G18N Volkswagen Sharan 1.8 T2 B. (48.5 x3mm)
G19N Toyota Rav4, Previa, Land Cruiser Diesel. (33.6 x 3mm)
G20N Saab, Volvo. (46 x 3mm)
GT35 Vacuum Purge & Refill Tool.
GT36 Tapered Rubber Adaptor. **GTW** Adaptor Handle.
GT37 Coolant Hose Connector. **GT38** Thermometer.



Vacuum & Test



Coolant Refilling

Prevents Air Locks & Overheating!


Radiator Coolant Evacuator Set

12276 Coolant Evacuator & System Tester New Model to replace #12275 Tester

After draining the radiator the tester will evacuate all the air from the system. Within two to three minutes the gauge will read that vacuum is held and there are no leaks. Coolant then can be refilled into the coolant system without creating any air locks. Supplied with interchangeable sleeves and tapered cones to fit all radiator necks.

Gauge Diameter: 1.1/2"(38mm)
Length: 6.1/2"(165mm)

12275GAUGE Replacement Gauge for Coolant Tester
 Replacement gauge for #12275 and #12276 Coolant Evacuator and Test System.



12276



GT8

GT8 3Pc. Tapered Rubber Cone Set To Suit Radiator Expansion Tanks

The three piece tapered rubber cone set is universal in application for sealing radiator expansion tanks and can be used in conjunction with vacuum type cooling evacuation and filling systems.

- Contains:** **GT8-1** 17mm to 31mm Taper Rubber Cone
GT8-2 24mm to 39mm Taper Rubber Cone
GT8-3 34mm to 50mm Taper Rubber Cone

4936A Radiator Fan Clutch Holding Tool (Ford Diesel)

Designed for fan clutch removal on 2003 and above Ford 6.0L Power-stroke engines. Unique fan clutch wrench grips and securely holds the pulley housing. Fan clutch holding tool loosens and removes oval or round hole clutch nuts.



4936A

Clutch Aligner, Mandrel Sets



6695

6695 Universal Clutch Aligner Tool

Aligns clutch discs on most cars, light trucks and tractors.

Contains: One guide spindle.

Three tapered cones. 25mm, 30mm, 40mm diameter.

Eleven spigot bushes, 12mm to 22mm diameter.

Packed in blow mold case.



6694

6694 Parallel Expansion Clutch Aligner

For Clutch-Hub Diameters: 15mm to 28 mm.

As a result of parallel expansion technique it is possible to align the clutch plate to the pilot bearing in the crankshaft flywheel.

Clutch assemblies no longer equipped with a pilot bearing in the crankshaft can be aligned with the cover plate using the new parallel expansion technique.

Advantage: The expanding segments expand in the same axis of both the tool body and the crankshaft, so that alignment of the clutch plate is possible & relative to either flywheel or cover plate. Instructions included.



6696

6696 Universal Clutch Aligner Mandrell Set (15 to 26mm)

These infinitely variable adjustment clutch mandrels give fast and accurate clutch plate centring on vehicles with a clutch guide bearing. Suitable for most passenger cars and small commercial vehicles.

They have an infinitely variable adjustment and are made from high grade alloy steel.

Set Includes:

6696-1 Clutch Centring Mandrel

Range: 20mm thru to 26.6mm

6696-2 Clutch Centring Mandrel

Range: 15mm thru to 19mm



6698

6698 Universal Clutch Aligner Mandrell Set

Aligns single disc clutches on most passenger cars, small commercial vehicles light trucks & tractors.

Properly aligns clutch plate with tapered cone fitting into pilot bearing or bushing.

Set has eight size collets ranging from: 0.465" (11mm) through to 0.980" (24.9mm)

Spigot Sizes:

Metric: 11mm, 12mm, 15mm, 17mm, 19mm, 21mm, 22mm, 24.9mm.

Inches: .465", .561", .588", .624", .656", .688", .749", .980".



6697

6697 Assembly & Disassembly of Self Adjusting Clutches (3 and 4 hole pitch)

Suitable for most Self Adjusting Clutches (SAC) (3 and 4 hole pressure plates) equipped on vehicles of Fiat Group, VW, Audi, BMW, Mercedes, Ford, Volvo, Opel, Renault, etc.

Allows operations on clutches equipped with this device in order to prevent any damage or distortion to system and to keep the adaptor ring in the clutch pressure plate in the right position.

Advantages: Pre-tightening of the disk pushing plate during assembly and disassembly avoids clutch deformation.

Alignment of clutch disk to drive bearing & disk pushing plate.

Material: Aluminium Alloy.

Instructions included.

Clutch Alignment Rectifier

6699 15Pc. Clutch Alignment Rectifier

Universal application for nearly all type of clutch plates, FF, FR, 4WD with bearing & FF without bearing. Available for manual passenger vehicles and small trucks. (below 3500c.c)
Available for manual transmission system and nearly all vehicles with single discs, some vehicles with **double discs**.
* Not suitable for **DSG (double clutch) system**.

- Contents:**
- (A) Spindle Guide: 55mm length 15mm x 1.5P thread
Mandrel Range: 15mm to 19mm
 - (B) Spindle Guide: 100mm length 15mm x 1.5P thread
Mandrel Range: 19.5mm to 26mm
 - (C) Spindle Guide: 150mm length 15mm x 1.5P thread
For Small & large Cone
 - (D) Small cone adaptor Spindle inner thread: M15 x 1.5P
Range: 19mm ~ 30mm. Tail ID: 20mm
 - (E) Large cone adaptor Spindle inner thread: M15 x 1.5P
Range: 26mm ~ 35mm. Tail ID: 27mm



6699

- (F) Dual disc adaptor Height: 30mm
Cone side: 29mm ~ 49mm
Plate side: 49mm ~ 69mm Especially to guide
FF engine clutch which is without bearing.
- (G) Pilot adaptor Ø 10, 12, 14, 15, 16, 17,
19, 25, 27 For pilot.
Available for clutch with bearing.
(not suitable for FF without bearing)

Engine Multi-Ribbed Belt Mounting Tool

TT9118 Engine Multi-Ribbed Belt Mounting Tool

This set of three different special tools allows for damage free mounting of flexible multi-ribbed belts. The flexible belts have no idler but this particular set of tools can easily assemble and disassemble the belts with ease.

Suitable for the following vehicles:

BMW: 118, 120, 318, 325, 330, 335, 520, 525, 530, 535, 635, 730, X3, X5, Petrol and diesel engines.

Chrysler: Voyager and Grand Voyager.

Citroen: C2, C3, C4.

Fiat: Albea, Doblo, Marea, Multipla, Ducato, Fiorino, Qubo, Linea Palio, Siena, Stilo, Strada Pick Up, Lancia, Lybra.

Ford: C-Max, Focus, Mondeo, Tourneo, Transit, Courier, Fiesta, Fusion.

Iveco: Daily.

Mazda: 3, 5, Axela.

Peugeot: 206, 207, 307, Boxer

Volvo: C30, S40, V50.



TT9118

Engine Drive Align Pulley Laser Tool

91006 Drive Align Pulley Laser Tool

This tool is designed to check the alignment of pulleys in automotive serpentine belt systems. Improper alignment can cause belt noise, instability and shorten belt life. Use this tool to help troubleshoot and correct these unwanted problems.

Do not use laser for any other purpose.

Do not look directly into beam projected from laser.

Use caution when shining laser on highly polished or reflective surfaces.

Using a laser this tool quickly identifies the two most common types of pulley misalignment, parallel offset and angular. These mis-alignments of pulleys reduce the service life of both belts and pulleys and the creation of unwanted noise.

Battery Requirements: One 3Volt Lithium CR123A

Battery Life: Up to 20 hours continuous use.

Power Output: Class 111A with less than 5mW continuous.



91006



Engine Flow Meter for Common Rail Injectors



4455 Flow Meter for Common Rail Injectors

This flow meter measures rapidly and effectively the amount of fuel that each and every injector returns to the deposit tank. This in turn diagnoses the injector status and if any damage is present.

- 1: Direct measurement of return flow of the injector.
- 2: Measurement of return flow using external flow meter.
- 3: Simultaneous measurement of up to six injectors.

Full instructions with drawings and diagrams are included. Supplied in blow mold case for transportation purposes.

Contains:

- Measuring unit with six chambers & 800mm long rubber hoses.
- One set (6 units) C1 adaptors for Bosch injectors.
- One set (6 units) C2 adaptors for Siemens injectors.
- One set (6 units) C3 adaptors for Denso injectors.
- One set (6 units) C4 plastic adaptors for Dephi injectors.

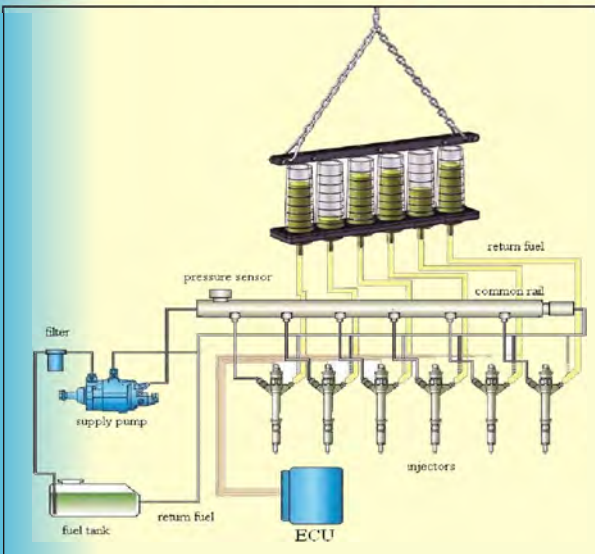
Test Diagnosis:

Check the measuring chambers. As soon as the diesel fuel volume is available for a diagnosis (when the chamber is half full), switch off the engine. Make a diagnosis of the test result. The chambers should contain a balanced amount of diesel fuel.

When one chamber presents a different amount of diesel fuel then it may be necessary to repair or replace the faulty injectors.



Precaution for Fire & Burn Risk



Engine Camshaft Locking Tools

6290 19Pc. Camshaft Timing Lock Tool Set

Universal 19 piece set used to retain and lock the camshaft timing when replacing the timing belt or servicing engine parts.

Set contains: #6281 thru #6299 as listed in table below.

Individual Sizes:

Available Separately

Part No	Description	Application
6281	Timing Locking Tool	Vectra / Astra / Vauxhall
6282	Timing Locking Tool	Holden / Astra / Opel
6283	Timing Locking Tool	Saab / Vauxhall / Opel
6284	Timing Locking Tool	Saab / Vectra / Opel
6288	Timing Locking Tool	Rover / BRM / MGF
6285	Timing Locking Tool	VW, Bora, Golf, Polo, Passat
6286	Timing Locking Tool	Citroen/Peugeot/Fiat/Ford
6287	Timing Locking Tool	Isuzu & Vauxhall diesel.
6268	Locking Plate & Pin	Mazda 121/Ford 1.3 & 1.4L (2 Pcs.)
6293	Timing Locking Tool	Rover: Metro GTa / GTi
6294	Timing Locking Tool	Vauxhall/Opel/Astra 2.016V
6295	Timing Locking Tool	Vauxhall/Opel/Astra 1.8/2.016V
6296	Timing Locking Tool	Land Rover: Discovery
6297	Camshaft Locking	Pin 5.0mm (pair)
6298	Camshaft Locking	Pin 6.8mm (pair)
6299	Bal. Shaft Locking	Pin: Ford/Honda Accord/Pretude





#6268 has both Bar & Pin #6297 & #6298 Pins have 2 of each

6277 Universal Camshaft Locking Tool Set

This universal camshaft locking tool set is supplied with both small and large nylon V-blocks that fit between the camshaft gears to lock the camshaft for removal and installation of cylinder head guide rail pins.

The quick adjusting wing nut firmly holds the V-blocks against camshaft gears.

There are many other timing & camshaft locking tools listed on pages 144 to 146 of the C2009 T&E Tools catalogue



Engine Timing & Locking Tool Sets

A4002 Setting / Locking Tool Set for VAG Diesel & Petrol Engines

VAG Represents: Volkswagen Automotive Group.
 This set is used to lock, support and adjust the tensioner on VW 2.5 litre V6 diesel engines. VW Passat AFB / AKN.
 Also on Audi A4, A6 and A8. Also V6 TDI petrol engines.



VAG Represents: Volkswagen Automotive Group.

B1262 BMW Diesel Engine Timing Tool Set (M41 / M47 / M51 / M57)

All the setting bars and locking pins that are required when installing the camshaft / injection pump shaft and the crankshaft in the specific position when checking the timing or during other engine repairs.

Applicable: BMW: M41, M51, M47 TU/T2, M57 TU/T2,
Engines: 2.0 Litre, 3.0 Litre.



TT8079 BMW Engine Timing Tool Set (M47 2.0L. 16V.)

To set the correct timing on both camshaft and crankshaft whilst replacing the timing belt or chain on both petrol and diesel engines. Includes a special wrench for controlled turning of the exhaust camshaft sprocket when removing & installing the VANOS unit. Includes primary timing chain pre-Load tool for tensioning the timing chain on M50 engines. 22mm Thread for M42/M60 Engines. 26mm Thread for M50/M52 Engines. BMW engine models: E46 318D, 320D, 330D, E39 520D, 525D, 530D. E38 730D.



A1020 BMW Camshaft Alignment Tool

This tool locks the flywheel and the injection pump pulley when changing the timing chain or during other engine repairs.

Applicable: BMW: M21, M40, M41, M42, M43, M43TU, M44, M47, M51, M47 TU, M50, M52, M52TU, M54, M56, M57, M57T2, M57TU, M60, M62, M62Van, M70, M73. S50B30, S50B32, S54, S62.



A1020

TT8130 Alfa Romeo / Fiat / Lancia Timing Tool Set

All the setting bars and locking pins that are required when installing the camshaft / injection pump shaft & setting the crankshaft in the specific position when checking the timing or during other engine repairs.

Applicable: Alfa Romeo: 145, 146, 147, 155, 156, 164, 166, GTA, GTV, Spider GT.
Engines: 1.4L, 1.6L, 1.8L, 2.0L, 3.0L. 4 & 6 Cylinder.
Fiat: Panda, Punto, Palio, Siena, Bravo, Stilo, Marea, Multipla, Barchetta, Coupe,
Lancia: Dedra, Delta, Kappa, Lybra
Engines: 1.2L, 1.4L, 1.6L, 1.8L, 2.0L 4 & 5 Cylinder.



TT8184 Alfa Romeo / Fiat / Lancia Locking Tools

All the setting bars and locking pins that are required when installing the camshaft / injection pump shaft and setting the crankshaft in the specific position when checking the timing or doing other engine repairs.

Applicable: Alfa Romeo: 145, 146, 147, 155, 156, 159, 166,
Engines: 1.4L, 1.6L, 1.8L, 2.0L, 3.0L. 4 & 6 Cylinder.
Fiat Lancia:
Engines: 1.2L, 1.4L, 1.6L, 1.8L, 2.0L 4 & 5 Cylinder.



TT8184

Engine Timing & Locking Tool Sets



6467

Universal Application

6467 Universal Diesel Fuel Pump Timing Set

This precision measuring gauge is designed for resetting the timing position on diesel engines with the following fuel pumps: Bosch EP / VE Rotary, Kikki, Nippon Denso, CAV Roto Diesel.

Top entry on these fuel pumps can be found on the following vehicles with diesel engines:

Alfa Romeo, Audi, BMW, Daihatsu, Fiat, Ford, Isuzu, Iveco, Lancia, Land Rover, Mazda, Mitsubishi, Nissan, Renault, Rover, Puegoet, Volkswagen.

Supplied with precision dial gauge and nine attachments. Stored in a blow mould case with extra spacing.



TT8004

Vectra / Vauxhall / Opel / Saab

TT8004 GMH Ecotec Engine Timing Tool Set

All the setting bars, locking pins and a two pin wrench that are required for setting the correct timing position when servicing GM Ecotec 2 litre engines fitted to the following vehicles:

Vectra, Opel, Vauxhall, 2.0 D Turbo.

Saab 9-3 2.2 D Turbo.

Frontera A-B 2.2 D Turbo.

Zafira 2.0 D Turbo.

Sintra 2.2 D Turbo.

Stored in a blow mould case with extra spacing.



TT8013

GM / Isuzu / Opel / Diesel Engines

TT8013 Isuzu / GM / Opel Diesel Timing Tool Set

All the setting bars, locking pins, mounting plates and a precision dial gauge that are required for setting the correct timing position when servicing the following engines:

GM Opel: 16DA, 17D, 17DR, X17DTL

Isuzu: 4ECI, 4EEI, 4JBI, 4XJI, 4JAI, 4JGI, 4FCI, 4FDI, 4FGI, Z17DT, Y17DT / DTL

Stored in a blow mould case with extra spacing.



TT8047

Renault / Nissan / Opel

TT8047 Nissan / Renault Diesel Locking Tool Set

All the setting bars and locking pins that are required to keep the camshaft / injection pump shaft and the crankshaft in the specific position when changing the timing belt or during other engine repairs. Also to remove and replace the injection pump.

Applicable:

Renault: Clic, Megane, Scenic, Lanuna, Espace Kangoo, Trafic, Master (1999 to 2004)

Nissan: Micra, Kubistar, Primastar, Interstar,

Opel: Vivaro, Movano.

Engines: 1.5, 1.9, 2.2, 2.5DCI, K9K, K9Q, G9T, G9U.



A4004

Peugeot / Citroen / Fiat / Ford / Nissan / Renault / Toyota / Rover

A4004 Universal Petrol / Diesel Engine Timing Tool Set

This timing tool sets the timing on engines when replacing the timing belt. It is suitable for the most recent cars with HPI (petrol) or HDI (diesel) engines. Suitable for Peugeot and Citroen for locking the flywheel / camshaft / crankshaft, removal of the assembly of fuel injection pump, water pump and changing the timing belt.

Also suitable for identical engines on the following vehicles: Fiat, Ford, Nissan, Renault, Rover, Toyota.

Engine Timing & Locking Tool Sets

TT8027 Renault Espace Camshaft Timing Tool

All the setting bars, locking pins that are required for setting the correct camshaft timing position when servicing Renault Espace 2.2 Litre & DCI Master 2.2 / 2.5 Litre engines.

Applicable:

Renault: Clic, Megane, Scenic, Lanuna, Espace 2.2 litre, Kangoo, Trafic, Master DCI 2.5 litre.


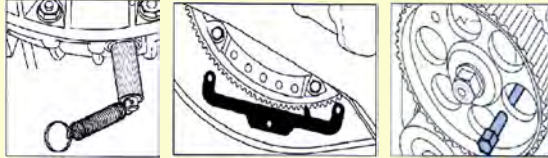


TT8027

TT8030 GM Opel Diesel Engine Setting / Locking Kit

For vehicles without this type of sump pan, use the flywheel TDC setting tool. Secure the tool to the bell housing with the marker point bent in towards the flywheel ring gear. Align the TDC mark on the flywheel with pointer. On vehicles from 1998 on, the injection pump locking pin is required as part of the procedure. With the TDC set up, pass the locking pin through the hole in the timing pump gear and locate it.

Applicable: Opel diesel engines.



TT8030

TT8032 Astra / Vectra Timing Tool

Retains the position of the coolant pump sprocket during replacement of pump, maintaining engine timing.

Applicable: Astra, Vectra, VX-220
Zafira & Signum(00-04)

Engine Codes: K9K, G9T, G9U.



TT8032

TT8036 GM Opel Camshaft Locking Tool

Includes locking plate and locking pins required to keep the camshaft, injection pump shaft and the crankshaft in the specific position when changing the timing belt or during other engine repairs.

Applicable :

Astra F 1.6, 1.7D, DT, Astra G 1.7D, Astra Max 1.6/1.7D
Astra Van 1.6/1.7, Ascona C 1.6D, Belmont 1.6/1.7D/DT
Cavalier 1.6/1.7D, Kadett E 1.6/1.7D, Vectra A 1.7D.



TT8036

TT8024 GM Water Pump Holding Tool

Special holding tool that retains the position of the coolant pump during replacement of the pump maintaining the engine timing.

Application: Astra, Vectra, 2.2 Litre 16 valve (chain timing)
VX220 engines, Zafira & Signum.



TT8024

TT8193 VW / Audi Petrol Engine Twin Camshaft Setting / Locking tool Set

To check and adjust the camshaft timing, required when replacing the timing belts or timing chains during engine repairs.

Includes:

TDC Adjusting tool, Setting gauge for camshaft. Locking bolt.

Applicable: VW, Audi 1.4 litre & 1.6 litre FSI petrol engines:
AXU, BAG, BKG, BLF, BLN, BLP.

Audi A3, Skoda, Ocatvia, VW Polo, Golf, Golf Plus, Touran.



TT8193

Engine Timing & Locking Tool Sets



TT8132

TT8132 Mercedes / Chrysler / Jeep Timing Tool Set

This timing tool set is applicable to a large range of models in the Mercedes Benz vehicle range.

The set includes the flywheel plate locking tools and a camshaft locking pin set.

Applicable: *Chrysler:* PT Cruiser 2.2Litre CDR
Jeep Grand Cherokee 2.7Litre CRD

Mercedes: Many models including petrol & diesel engines.



TT8100

TT8100 GM / Saab Engine Timing Tool Set 3.0 litre 3.2 litre Engines

All the setting bars, locking tools, mounting plates, holding wrench and a precision gauge that are required for setting the correct timing position when servicing the following engines:

Engine timing tool set for:

General Motors / Saab V6 petrol engines.

1996-2003 3 litre Saab 9.5



TT8078

TT8078 Alfa Romeo Engine Timing / Locking Tool

Use this set to prevent the camshaft / crankshaft from turning or to keep them in a specific position when changing the timing belt or during other engine repairs.

Applicable: Alfa Romeo twin spark 1.4L, 1.6L, 1.8L and 2.0L

16 valve twin cam petrol engines.

Alfa Romeo 145, 146, 147, 155, 156, 166,

Spider and GTV models.

Terminal Adaptor & Circuit Tester Kits

3605 21Pc. Terminal Adaptor Test Kit

This 21 piece terminal adaptor test kit includes: Weather-Pack, Metri-Pack and Micro-Pack style terminals. They feature external & internal design to test the circuit without damaging the connectors. High impedance to protect sensitive electronic sensors, microprocessors, electronic ignition components & air bags. LED's indicate red for power (high) & green for ground (low). Use this tester to check all 6 to 24 volt circuits & accessories including lights, starters, alternators, cooling & heating components, radios & relays.

Contains: 1 Circuit Tester with LED's. 14 Piece Terminal adaptors set.
1 Piece Banana socket. 2 Piece Fast check wire clip.
1 Piece Testing needle. 2 Piece Alligator clip set.



3605

6511 Multi-function Auto Tester w/ LCD Display

New self powered (6 to 24 Volt battery connection) continuity tester designed to check all circuits and wiring with power disconnected.

Unit contains the following functions:

1. Polarity testing: determines the polarity, positive, negative, short / open circuit.
2. Activating the components with positive and negative current without a jumper wire.
3. Testing the voltage and continuity of the circuit. Bright LED illuminates work area.
4. Testing the voltage of the circuit, voltage reading is indicated on the LCD display within 1/10th of a volt.
5. LED flashlight works to light up dark areas under dashboard etc.

Testing Voltage: DC 0 to 24 Volt

Operating Power: 12 to 24 Volt

Accessories Include:

12 Volt vehicle power plug. 2 x 20ft(6.1m) Extension cords.

Heavy duty battery clips and cigarette lighter cable connection.

32"(800mm) Ground lead.

4"(100mm) extended probe for reaching in inaccessible areas.

All supplied in blow mold case.

Tester Length: 10"(250mm)

Extension Length: 4"(100mm)




6511

Cylinder Brush Ball Hones & Cleaning Brushes

Bottle Brush Cylinder Ball Hones

Available in 180 Grit Medium & 240 Grit Fine

Use with light grade oil only. Hone and remove glaze from cylinders with flexible stone type abrasive ball ends. Ball ends create a perfect cross hatch pattern to enable piston rings to bed correctly against cylinder walls. Available in sizes listed in tables below. **Brush Lengths:** 3"(76mm)



New Additional Sizes Now Range From 1" to 5" (25mm to 127mm)



Cylinder Brush Ball Hones - Medium Grit:

Part No.	Grit	Size Inch	Size mm
FBH092-1	180 grit	1.1/4" to 1"	32 to 25mm
FBH094-1	180 grit	1.1/2" to 1.1/4"	38 to 32mm
FBH096-1	180 grit	1.3/4" to 1.1/2"	44 to 38mm
FBH098-1	180 grit	2" to 1.3/4"	50 to 44mm
FBH100-1	180 grit	2.1/4" to 2"	57 to 50mm
FBH101-1	180 grit	2.1/2" to 2.1/4"	64 to 57mm
FBH102-1	180 grit	2.3/4" to 2.1/2"	70 to 64mm
FBH103-1	180 grit	3" to 2.3/4"	76 to 70mm
FBH104-1	180 grit	3.1/4" to 3"	83 to 76mm
FBH105-1	180 grit	3.1/2" to 3.1/4"	89 to 83mm
FBH106-1	180 grit	3.3/4" to 3.1/2"	95 to 89mm
FBH107-1	180 grit	4" to 3.3/4"	102 to 95mm
FBH108-1	180 grit	4.1/4" to 4"	108 to 102mm
FBH109-1	180 grit	4.1/2" to 4.1/4"	114 to 108mm
FBH110-1	180 grit	5" to 4.1/2"	127 to 114mm

Cylinder Brush Ball Hones - Fine Grit:

Part No.	Grit	Size Inch	Size mm
FBH092-2	240 grit	1.1/4" to 1"	32 to 25mm
FBH094-2	240 grit	1.1/2" to 1.1/4"	38 to 32mm
FBH096-2	240 grit	1.3/4" to 1.1/2"	44 to 38mm
FBH098-2	240 grit	2" to 1.3/4"	50 to 44mm
FBH100-2	240 grit	2.1/4" to 2"	57 to 50mm
FBH101-2	240 grit	2.1/2" to 2.1/4"	64 to 57mm
FBH102-2	240 grit	2.3/4" to 2.1/2"	70 to 64mm
FBH103-2	240 grit	3" to 2.3/4"	76 to 70mm
FBH104-2	240 grit	3.1/4" to 3"	83 to 76mm
FBH105-2	240 grit	3.1/2" to 3.1/4"	89 to 83mm
FBH106-2	240 grit	3.3/4" to 3.1/2"	95 to 89mm
FBH107-2	240 grit	4" to 3.3/4"	102 to 95mm
FBH108-2	240 grit	4.1/4" to 4"	108 to 102mm
FBH109-2	240 grit	4.1/2" to 4.1/4"	114 to 108mm
FBH110-2	240 grit	5" to 4.1/2"	127 to 114mm

Specialty Engine Service Tools

6262 Universal Camshaft Sprocket Puller

This universal camshaft sprocket puller holds the sprocket in position to undo the retaining bolt or nut and then enables the removal of the camshaft sprocket .

It is suitable for use on a wide range of engines with the capacity of fitting all camshaft sprockets from a circle diameter of 1.3/4" to 4.1/16"(45mm to 70mm).

Capacity: 1.3/4" to 4.1/16" (45mm to 70mm).



6262

WH4045 Engine Cylinder Component Organizer

At last, a convenient way to keep all your engine components in the correct order. Valves, valve springs, cam shafts, collets and all other engine components related to the engine can be stored in a neat orderly manner & insure the correct replacement order. The organizer stand is constructed from tough nylon material to withstand constant use.

Dimensions: 404mm x 450mm x 230mm

Weight: 1.36kg.



WH4045

8548 Stud Remover / Installer Set

Thread Locking Type


Removes & replaces cylinder head studs and other protruding studs without any thread damage.

Sizes: 6 x 1.0mm, 8 x 1.25mm, 10 x 1.25mm & 10 x 1.5mm

Removal: Screw both A & B onto stud & lock them together using wrenches. Then screw out stud using wrench on A

Installing: Screw new stud into the installer until it reaches the steel ball. The stud can then be installed into the cylinder hole.

Finally: Loosen the small grub screw on top of the installer to allow installer to be removed easily.



8548

Air Conditioning, UV Leak Detection, Test Gauges, Battery testers, 12 Volt Air Compressor

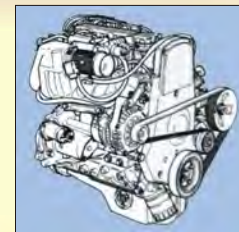
Air Conditioning	Page No. R110 to R111
Master Air Conditioning Seal Kit	Page No. R110
Air Conditioning / ECU Repair Kit.....	Page No. R110
Refrigerant Gas Leak Detector.....	Page No. R111
UV Leak Detection	Page No. R111
Ultra Violet Leak Detector Strobe Light	Page No. R111
UV Enhancement Glasses.....	Page No. R111
Test Gauges	Page No. R111 to R114
Universal Oil Pressure Tester Kit	Page No. R113
Professional Compression Tester	Page No. R113
Motor Cycle Compression Gauge Set	Page No. R113
6-Channel Chassis Electronic Stethoscope	Page No. R111
Fuel Injector Pressure Test Sets	Page No. R112
Injection Carbon Cleaning Canister for Throttle Injector	Page No. R112
Cummins Diesel Fuel Injection Test Kit	Page No. R114
Exhaust Back Pressure Tester Kit	Page No. R114
Coolant Vacuum Purge & Refill Tester	Page No. R114
Battery Chargers / Testers	Page No. R115 to R116
500 Amp Carbon Pile Battery Load Tester	Page No. R115
Digital Battery Load Tester.....	Page No. R115
5/10/15/20 Amp LCD Battery Charger.....	Page No. R115, R116
Electrical Test Equipment	Page No. R116 to R117
Multi-Purpose Electrical Connector Set.....	Page No. R117
LCD Display Unit for Digital Measuring.....	Page No. R116
12 Volt Portable Air Compressor.....	Page No. R116



Lighted Serpentine Belt Grabber

B5139 Lighted Serpentine Belt Grabber

Allows for easy adjustment of belts around various pulley positions. LED lighted portion of tool ensures good visibility in dark engine compartments. Extra long 33" (606mm) shaft allows for deeper reach around crankshaft pulleys. Reverse gripping feature enables a two handed positioning of the tool. Flexible shaft to reach into inaccessible areas.
Length: 33"(606mm)



Air Conditioning Service Tools

AC30012 32Pc. Master Air Conditioning Seal Kit

Includes all the specialized tools needed when replacing seals on all popular compressors from the early sixties through to the current models. Set contains the following tools:

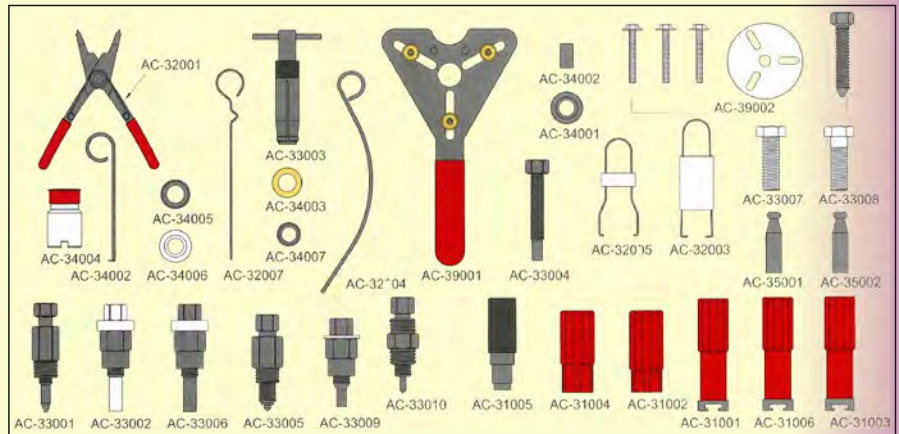
- | | |
|------------------------------|--------------------------------------|
| AC31001 Seal Rem/Instal. | AC31002 Seal Seat Installer |
| AC31003 Seal Rem/Instal. | AC31004 O-Ring & Snap Ring Instal. |
| AC31005 Seal Seat Rem. | AC31006 Seal Remover & Installer |
| AC32001 Int. S/Ring Pliers | AC32002 O-Ring Seal Sleeve Rem. |
| AC32003 Seal Seat Rem. | AC32004 York/T Oil Level Dip Stick |
| AC32005 York/Seal Rem. | AC32007 Chrysler Oil Level Dip Stick |
| AC33001 Clutch Plate Rem. | AC33002 Clutch Plate Installer |
| AC33003 C/Seal Rem/Instal. | AC33004 Clutch Plate Rem. Arbor. |
| AC33005 Clutch Plate Rem. | AC33006 Clutch Plate Installer(mm). |
| AC33007 5/8"NC Clutch Rem. | AC33008 5/8"x2"x18 NF Clutch Rem. |
| AC33009 Clutch Plate Instal. | AC33010 Clutch Plate Remover. |
| AC34001 O-Ring Instal.Guid | AC34002 Shaft Protector. |
| AC34003 O-Ring Instal.Guid | AC34005 Seal Seat Installer. |
| AC34006 O-Ring Instal.Guid | AC34007 Clutch Face Plate Instal. |
| AC35001 Seal Protector. | AC35002 Seal Remover Sleeve. |
| AC39001 Univ.Clutch Holder. | AC39002 Clutch End Plate Puller. |



Drawing of all the tools from AC30012 32Pc. Master Air Conditioning Seal Kit.

Individual sets for GM, Ford, Chrysler, Nippondenso, Tecumsseh, York, Sanden, Kiki Diesel, Hitachi, Mitsubishi & Ford FX, are all listed on pages 330 and 331 of the C2009 T&E Tools catalogue.

Also all parts from the above set and others listed are available separately.



AC12P 12Pc. Air Conditioning / ECU Repair Kit

This special kit has been designed for removing and installation of the air conditioning ECU, Airflow, Mass sensors and injection pumps found on the following vehicles: BMW, Fiat, Mercedes, Peugeot, Renault, Rover, Toyota, Volkswagen, Audi, Opel, Vauxhall.

- Set Contains:**
- AC12P-22 2.2mm Slotted 1/4" Drive Socket
 - AC12P-32 3.2mm Slotted 1/4" Drive Socket
 - AC12P-12 12mm 8 Point 1/4" Drive Socket
 - AC12P-15 15mm 8 Point 1/4" Drive Socket
 - 7 Five Point Tamper-Proof 1/4"Hex Bits: T10, T15, T20, T25, T27, T30, T40.
 - 1/4"Hex 1/4"Drive Bit Holder



EURO Standard
EN14624

SAE J2791
Certified



580951



Features:

- * Long life, stable sensor
- * Unique numeric leak size indicator
- * Automatic calibration and reset to ambient levels
- * 3 Adjustable sensitivity levels
- * Visual LED leak alarm located near sensor
- * True mechanical pump
- * Low battery indicator
- * Uses 4 AA alkaline batteries
- * Audio mute function
- * Comfortable neoprene grip
- * SAE J2791
- * CE Certified
- * Made in USA
- * 2 Year warranty (incl. sensor)
- * Rugged carrying case
- * Euro Standard EN 14624

Air Conditioning Service Tools

580951 Refrigerant Gas Leak Detector

The 580951 features a long life solid electrolyte sensor technology that is designed to detect more current and difficult HCF refrigerants such as R-134a, R410a, R404a, R407c, and R507 in addition to all HCFC (R22) and CFC (R12) refrigerants including SNAP approved hydrocarbon blends.

The unique digital leak size indicator takes the guesswork out of whether or not to repair a small leak. The digital display is independent from the audio alarm and sensitivity level, allowing the precise pinpointing of the leak source.

The tester does not require rechargeable batteries.

An optional detachable UV light will soon be available that clips on to the probe to allow both electronic or UV detection using the one tool.

Full instructions and specifications are include with the tester.

U299 UV Enhancement Glasses

Special UV enhancement glasses for eye protection on UV detection. The lenses are made of impact-resistant polycarbonate. The spectacles (frames and lenses) are certified to EN166:2001. As a result these spectacles meet the European directive "89/686/EEC".

Supplied in vinyl carry / protection case.



U299



7335

7335 Sports Design Clear Safety Glasses

These safety spectacles protect eyes from flying particles. The lenses are made of impact-resistant polycarbonate.

This eye protector is not intended for welding use. The spectacles (frames and lenses) are certified to EN166:2001. As a result these spectacles meet the European directive "89/686/EEC".

Ultra Violet Leak Detection Lamps

U88DC Ultra Violet Leak Detector Strobe Light

Powerful high intensity blue LED light. Compact and cool to work with, great for detecting leaks in confined spaces.

Shockproof and waterproof. Includes 3 x AA batteries.

Switches from constant blue LED light to strobe action LED blue light.

Length: 6"(150mm)



U88DC

6 Channel Chassis Electronic Stethoscope

7757B 6 Channel Chassis Electronic Stethoscope

Listen to six different under chassis locations in one road test. Hear noises that can not be duplicated in the workshop.

Professional headphones shut out surrounding sound.

Six individually marked, super sensitive microphone clamps attach to problem areas. 16ft. (4.9m) wire sensor leads reach to all vehicle locations. Clamp the multiple sensors on springs, torque rods, shocks, body mounts, brakes, dash assembly, door hinges, drive train, rear or front axle, transmission, transfer case, suspension, sway bars, tie rod ends, struts, axle hubs, ring & pinion bearings, mufflers, catalytic converter O2 sensor, A/T case, oil pump, or even an un-torqued bolt.

Includes six sensor clamp attachments with leads and electronic stethoscope with channel selector and headphones.

Supplied in blow mold case.

Sensor Leads: 16ft(4875mm) x 6



7757B

Fuel Injection Testing Equipment

4416TEST Fuel Injector Pressure Test Set European Vehicles


Large 3.1/2" test gauge with dual readings of 0-145 psi & 0-1000kpa. All adaptors & hose assemblies feature a quick release coupling system for speedy connections. The uniquely designed relief valve relieves fuel pressure safely and also allows for checking of sufficient fuel flow. Comes complete with instruction manual & repair kit. The adaptor set works on most European vehicles: Audi, BMW, Mercedes, Peugeot, Porche, Saab, VW, Volvo and all vehicles with CISE or K Jetronic Systems.



4416TEST

4413TEST Fuel Injector Pressure Test Set Japanese Vehicles

Large 3.1/2" test gauge with dual readings of 0-145 psi & 0-1000kpa. All adaptors & hose assemblies feature a quick release coupling system for speedy connections. The uniquely designed relief valve relieves fuel pressure safely and also allows for checking of sufficient fuel flow. Comes complete with instruction manual & repair kit. The adaptors in the set work on most Asian & Japanese vehicles: Honda, Accura, Mazda, Suzuki, Toyota and Asian vehicles with access for banjo fitting connection.



4413TEST

QS-2103A Brass Can Adaptor

For use on QS-2103 Fuel Injection Cleaner Test Kit that is shown on page 181 of the C2009 catalogue.



QS-2103A

QS-2103SV Schrader Valve Set (Small & Large)

For use on QS-2103 Fuel Injection Cleaner Test Kit that is shown on page 181 of the C2009 catalogue.



QS-2103SV

QS-2103H Gauge and Hose Assembly

For use on QS-2103 Fuel Injection Cleaner Test Kit that is shown on page 181 of the C2009 catalogue.



QS-2103H

4446-LG Large Gauge (Master Fuel Injection Set)

A replacement dual scale pressure gauge to suit the #4446 Master Fuel Injection Test Set shown on page 177 of the C2009 catalogue.

Gauge: 3.1/2"(88mm) Diameter
Dual Readings: 0 to150 psi, 0 to 1000 kpa.



4446-LG

4446-SG Small Gauge (Master Fuel Injection Set)

A replacement dual scale pressure gauge to suit the #4446 Master Fuel Injection Test Set shown on page 177 of the C2009 catalogue.

Gauge: 2.1/2"(60mm) Diameter
Dual Readings: 0 to15 psi, 0 to 1.0 kg/cm2.



4446-SG

EC900G Injection Carbon Cleaning Canister for Manifold & Throttle Injector

The carbon cleaning canister, regulator, hose and spray nozzle can be used independently or can be added to # EC900DL EFI system cleaner on page 180 (C2009 catalogue) to make a deluxe fuel injection cleaning and testing kit.

Contains: Canister with hang up hook.
Pressure gauge: Graduated in Green / Amber / Red.
Regulator: with flow control tap. "S" Spray nozzle.



EC900G

Professional Compression Gauges



4423N

4423N Professional Compression Tester

Test compression on all cars and trucks with petrol engines. Screw in adaptors with O-rings guarantee professional accuracy and a positive 100% seal.

Includes: 2.1/2"(65mm) Rubber insulated gauge with pressure release button and quick connect chuck.

Straight & bent push in type steel test adaptors fitted with tapered rubber cones. 16"(405mm) Flexible hose with quick release coupling for attaching four screw in adaptors:

- 4423N-10 (10mm x 1.0mm) Adaptor
 - 4423N-12 (12mm x 1.25mm) Adaptor
 - 4423N-14 (14mm x 1.25mm) Adaptor
 - 4423N-18 (18mm x 1.5mm) Adaptor
- Supplied in blow mold storage box.



Dual Gauge Readings: 0 to 300psi (0 to 21bar) **3 Configurations**
Gauge Diameter: 2.1/2"(65mm)



4426N

4426N Motor Cycle Compression Gauge Set

Screw in adaptors with O-rings guarantee professional accuracy and a positive 100% seal.

Includes: 2.1/2"(65mm) Rubber insulated gauge with pressure release button and quick connect chuck.

Straight push in type steel test hose adaptor fitted with tapered rubber cone.

16"(405mm) Flexible hose with quick release coupling for attaching four screw in adaptors:

- 4423N-10 (10mm x 1.0mm) Adaptor
- 4423N-12 (12mm x 1.25mm) Adaptor
- 4423N-14 (14mm x 1.25mm) Adaptor
- 4426N-10M Adaptor long (with Schrader valve)


Vertical head flexible hose for connecting right angle extension for deep cylinders. (Kymco Motor Cycles)
 Supplied in set out blow mold storage box.

Dual Gauge Readings: 0 to 300psi (0 to 21bar)
Gauge Diameter: 2.1/2"(65mm)



3 Different Configurations

Universal Oil Pressure Tester



4432N

4432N Universal Oil Pressure Tester Kit (Features Quick Oil Filter Test Clamp)

Set offers a quick & accurate checking of engine oil pressure. It can also be used for checking oil pressure in automatic transmissions. Supplied with both metric and imperial test adaptors. Includes a unique test clamp adaptor that pierces into the oil filter. No need to remove screws and saves time for quick testing.

Gauge: 60mm Diameter 0 to 150psi (10.5bar)

- Adaptors:** 4432N-12UNF 1/2"x 20UNF, 4432N-38UNF 3/8"x 20UNF,
 4432N-14NPT 1/4"x 18NPT, 4432N-18NPT 1/8"x 27NPT,
 4432N-18DIN 1/8"DIN, 4432N-10M 10mm x 1.0P,
 4432N-12M 12mm x 1.5P, 4432N-14M 14mm x 1.5P,
 4432N-16M 16mm x 1.5P, 4432N-18M 18mm x 1.5P

4432CLAMP Quick Test Clamp for oil filter connection.

4432NHOSE 1.4 Metre Pressure Hose with straight & 90° couplers.

Includes a unique test clamp adaptor that fits onto the oil filter

4432CLAMP Oil Filter Pressure Quick Test Clamp

This quick test oil filter clamp adjusts to the diameter of the oil filter and pierces the outer shell to provide a quick, simple and accurate hook up. The 19mm long sharp punch is made from SUJ2 steel & hardened to HRC 55°-58°. The clamp saves a great amount of time as there is no disconnecting of oil lines to carry out the test.

Body Size: 187mm long 109mm wide (adjustable).

Body Material: SCM440 HRC: 45°- 48°



4432CLAMP



Cummins Diesel Fuel Injection Tester

4444CU Cummins Diesel Fuel Injection Test Kit


The set includes all the fittings & gauge needed to check fuel pressure, fuel volume & fuel restrictions on Cummins diesel engines.

Contents:

- 1: Special 14mm x 1.5mm male quick disconnect banjo fitting.
- 2: Two fuel injection quick coupler adaptors.
- 3: Special 12mm x 1.5mm male quick disconnect banjo fitting.
- 4: 2.1/2"(64mm) Gauge & hose assembly
- 5: Fuel volume test adaptor
- 6: Diesel fuel inlet restriction test adaptor.

Application:

Dodge pick-ups & vans with 5.9 litre engines
Cummins 5.9 litre 24 valve diesel engines.



4444CU

Coolant Vacuum Purge & Refill Tester

12275N Coolant Vacuum Purge & Refill Tester

After draining the radiator the tester will evacuate all the air from the system enabling the radiator to be refilled without creating air locks and prevents from the engine overheating.

- 1: Select the suitable size rubber bush to fit radiator neck then tighten tester to the neck securely.
- 2: Connect cooling system adaptor to the vacuum pump fitting then connect to shop air and open switch valve.
- 3: Allow air to reach a vacuum level between 20-25inHG (50-60cm/HG) of mercury.
Close the switch valve and take off the vacuum pump fitting.
- 4: Connect coolant hose to the cooling system adaptor then open the switch valve. The coolant hose will fill with coolant and flow into the radiator from the container until gauge pressure reaches zero.
If the radiator is not completely filled a further top up may be required.



12275N

Engine Exhaust Back Pressure Tester

4439N Exhaust Back Pressure Tester Kit

Quick and accurate checking for clogged catalytic converters, mufflers and exhaust systems.

The dual scale rubber insulated gauge is fitted with 1.4 metre teflon steel wire hose with heat resistance to over 280 degrees celcius.

The ninety degree adjustable hex nut will fit directly to most oxygen sensors in conjunction with the universal copper adaptor. A special adaptor is included for use with Toyota & Mitsubishi late model cars.

Replacement copper washers for oxygen sensor are included.
Gauge: 60mm Diameter. 0 to 20psi (1.5bar)



4439N

Computer Terminal Release Tools


3515 2Pc. Computer Terminal Release Tool Set

Two of the most popular terminal release tools used on vehicle computers and other wiring components.

Sizes: One taper probe,
One forked probe.

Lengths: 5.1/8" (130mm)

Note: There are a complete range of computer terminal release tools and sets listed on page 203 and 204 of the C2009 T&E Tools Catalogue.



3515

Battery Load Testers & Chargers



IBA100

IBA100 Innovated Battery Analyser

This battery impedance tester is for use on 12 volt wet and AGM batteries. The battery can be tested with engine running, engine off, also with battery out of vehicle. Safe & simple operations with reliable, quality parts. The impedance measurement technology gives real time computations with precise measurements. No internal battery needed & polarity protected in case of wrong connections.

Cranking Power Measurement: 16 Step Indication

Cranking Voltage Measurement: 4 to 12 Volt


No Load Voltage Measurement: 9 to 16 Volt

Cold Cranking Amps: 50 to 1999 CCA

Impedance Measurement: 1.00 to 199.9 mΩ

State of vehicle Charging System, Status of Alternator

Status of Battery Failure



R510D

R510D Digital Battery Load Tester (Full 100amp Load)

Quickly identifies problems in battery, electrical or charging systems. **Features:** 0 to 16 volt digital scale with separate 6 & 12 volt colour coded zones.

Provides precise and rapid tests on battery conditions on or off the car with a 2% accuracy.

Heavy duty cable, copper plated clamps, stainless housing. Instructions are listed on back label.

Size: 11.1/4" x 4.3/8" x 2.1/4" (286 x 110 x 57mm)



BT2050

BT2050 500 Amp Carbon Pile Battery Load Tester

This battery impedance tester tests 6/12 volt batteries, alternators, regulators & starter motors by putting a load on the system to simulate working conditions. The load is adjustable from 0 to 500 amps. It has color-coded temperature compensation pass / fail chart with separate color-coded volt and amp meters.

Heavy duty 4 gauge solid copper wire & copper leads.

Tests batteries up to 160HA / 1000CCA.

Voltage accuracy +/- 0.1 volts.

15 second load test time. Adjustable dial meter.

Completely portable, outside power not required.

Suitable for cars, vans, RV's, motorcycles & farm machinery.

Width: 12.3/8"(315mm) **Depth:** 11"(280mm)

Height: 6.7/8" (175mm) **Weight:** 9.1/4lb. (4.2kg.)

20 Amp LCD Battery Charger

BC6003 5/10/15/20 Amp LCD Battery Charger

This smart charger is suitable for all types of 12 volt batteries including GEL and ACM. Suitable for all 100CCA to 2000CCA lead acid batteries. LCD display for current, voltage, battery full & charging status. Input voltage 110 to 240 Volt at 50/60 Hz. Switch for charging current adjustment to 5, 10, 15, or 20 amp. Charging efficiency 85%. Fault diagnosis system.

Automatic charging by a controlled micro-processor.

Three stages of charging: Bulk, Absorption & Float.

Output On /Off with LCD indicator. Error report on LCD display for electronic overload & Over-voltage.

Reverse hook-up & short-circuit protection.

Battery charger capacity: @ 5A: 6 to 50Ah. @ 10A: 50 to 100Ah.
@ 15A: >150Ah. @ 20A: > 200Ah

Output Voltage: 14.5 Volts DC.maximum during charging.

Output Current: 20 Amps maximum during charging.

Charging Efficiency: 83% to 85%

Working Temperature: 23° to 104° Fahrenheit, -5° to 40° Celcius.

Width: 13.3/8"(340mm) **Depth:** 11"(200mm)

Height: 10.5/8" (270mm) **Weight:** 6.1/8lb. (2.75kg.)



BC6003

Digital Measuring Display (LCD)

MT530-401 LCD Display Unit for Digital Measuring

Unit can be connected with capacitive digital measuring instruments (such as calipers, dial indicators, etc.) for data input and display. Millimeter / Inch conversion, data holding and positive / negative settings. Power can be supplied to the measuring tools through the signal cable. Includes a magnetic back plate, back light scale for use in dark areas.
Display Range: -99,999.99mm to 99,999.99mm **Resolution:** 0.01mm
Power Supply: 3Volt (2x AAA batteries) or 5 to 9 Volt DC power adaptor.



MT530-401

6 Amp & 15 Amp Battery Chargers

BC6005 2 / 4 / 6 Amp LCD Battery Charger

LCD display can be set at 2, 4, or 6 amps. Suitable for all 100 CCA to 2000 CCA lead acid batteries. Three stage charging technology. Automatically switches to float charge when battery is fully charged. LED's display charging status & errors. Short-circuit protection.
Output Voltage: 14.5 Volts DC. maximum during charging.
Output Current: 6 Amps maximum during charging.
Working Temperature: 23° to 104° Fahrenheit, -5° to 40° Celcius
Width: 6.7/8"(175mm) **Depth:** 4"(100mm)
Height: 5" (125mm) **Weight:** 0.86Lb. (0.39kg.)



BC6005

BC6025 0 to 15 Amp 12 / 24 Volt Battery Charger

Suitable for all 12 Volt & 24 Volt batteries including GEL & AGM. Amp settings 0 to 15 amps for 12 volt or 24 volt. Automatically switches to trickle charge mode once fully charged. LED's indicate power, charging, full & fault conditions. Reverse hook-up protection. Short circuit protection & spark-proof.
Output Voltage: 14.5 Volts DC. maximum during charging.
Output Current: 15 Amps maximum during charging.
Working Temperature: 23° to 104° Fahrenheit, -5° to 40° Celcius
Width: 8.5/8" (220mm) **Depth:** 8.5/8" (220mm)
Height: 5.1/2" (140mm) **Weight:** 3.67Lb. (1.66kg.)

12 & 24 Volt
Metal Case



BC6025

12 Volt Portable Air Compressors

LDC12 DC-12 Volt Industrial Air Compressor

This 12 volt industrial, portable air compressor with maximum 175 psi pressure is powered by a 12 volt battery source. Fitted with twin air outlets, one regulated the other with direct air line pressure. Two gauges to indicate the set pressures. Five litre pressure holding tank with air displacement of 112 litres per minute. Heavy duty copper battery leads. Finished with protective heavy duty powder coat enamel surface.
Specificatons:
Current: 10 Amp.
Air Displacement: 112 Litres per minute.
Max. Pressure: 175 PSI
Motor Speed: 2,500 RPM
Tank Capacity: 5 Litres
Width: 23.1/4" (590mm) **Depth:** 24" (610mm)
Height: 18" (455mm) **Weight:** 33Lb. (15kg.)



LDC12

AC300 12 Volt Portable Air Compressor

This 12 volt portable air compressor with 100 / 150 psi pressure at 10 amp is powered by a 12 volt battery source.
Includes: 1.5 metre Air hose with pressure gauge.
 3 metre battery cord with clamps & lighter plug.
 3 piece nozzle connection set.
 CE certification and SPD.

Specificatons:
Current: 10 Amp. **Continuous operating:** 20 minutes.
Air Flow: 30 / 45 litres per minute.
Cylinder: 30mm Diameter.
Width: 7.7/8"(200mm) **Depth:** 5.1/8"(130mm)
Height: 6.5/8" (170mm) **Weight:** 6.6Lb. (3kg.)



AC300



Automotive Electrical Test Connector Sets

C2031 Electrical Universal Test Lead Set

Kit includes all the electrical tools and leads required for testing automotive & marine circuits with the use of a multi-meter.

Components: Actuator Probes , Stick Measure Probes
Alligator Clips, LED Strobeoscope Lights
Connecting Cables,
Fast Check Wire Clip Tester

Individual Parts

Available Separately

Part No.	Qty.(pcs)	Length	Name	Description	Picture
C2031-1 Actuator Probes	4	213mm	Various type probes	Please pay attention to the touching angle when the probe is used to avoid an accident. They are made from HCS for better tough hardness.	
C2031-2 Probes	2	124mm	Measure Stick	Users can examine and measure according to demand. They can be used with alligator clips, extension leads, etc.	
C2031-3 Alligator Clips	2	85mm	Alligator Clip	Users can examine and measure according to demand. They can be used with measure stick, extension leads, etc.	
C2031-4 LED Strobeoscopes	2	127mm	LED Examining Light	The colour of LED light will change when the anode & the cathode of two colours and double way LED light change.	
C2031-5 Connect Cables	4	1060mm & 530mm	Connection Cable	 [Red (+), Black (-)] 1060mm & 530mm long cables	
C2031-6 Fast Check Wire Clip	1	165mm	Fast Check Wire Clip	Fast check wire clip makes wiring check easy and accurate without damage to wires. With connecting to any brand of multimeter. Nice tool for wiring & troubleshooting.	

C2032 92Pc. Multi-Purpose Electrical Connector Set

A comprehensive range of wires, terminals, probes, connectors & testing devices to suit American, European, and Asian vehicles.

Contents:

2 x **C2032-1** SKU Potentiometer (variable resistor)



2 x **C2032-2** LED Stoboscope



2 x **C2032-3** SRS Connector



2 x **C2032-4** Alligator Clip



2 x **C2032-5** Probe (use with Alligator Clip)



4 x **C2032-6** Acicular Probes



2 x **C2032-7** 1 to 2 Connectors (Banana)



4 x **C2032-8** 1 to 1 Connectors (Banana)



24 x **C2032-9** Flat Male Terminal 15mm Long (3 of each colour)




12 x **C2032-10** Round Male Terminal 15mm Long (3 of each colour)



24 x **C2032-11** Flat Female Terminal 15mm Long (3 of each colour)



12 x **C2032-12** Round Female Terminal 15mm Long (3 of each colour)



Bearing, Bush & Seal Drivers Page No. R120

Polyacetate Seal & Bearing Driver Set Page No. R120

Gear & Bearing Pullers Page No. R119 to R123

Two / Three Arm Thin Jaw Puller Page No. R119

30Ton 3 Jaw Hydraulic Gear Puller..... Page No. R119

Universal Crank Bearing Separator Set Page No. R119

Universal Press and Pull Sleeve Kit..... Page No. R120

Male Metric Threaded Adaptor Set..... Page No. R120

Female Metric Threaded Adaptor Set..... Page No. R120

Blind Hole Bearing Pullers & Sets Page No. R121

Threaded Adaptor Rail Pin Pullers..... Page No. R122

Miniature Thin Jaw Puller Set..... Page No. R123

10 Ton Universal Hydraulic "C" Frame..... Page No. R123

Two / Three Jaw Reversible Gear Puller..... Page No. R123



Universal Bush & Sleeve Press Set

WB26P Universal Bush & Sleeve Press Set

Universal tool set for extracting and drawing in silent bearings, hydraulic bearings, bearing bushes, ball bearings, shaft seals, rubber bearings, etc. Fully universal application. Special design with sleeves that can adjust to the required inner and outer diameters quickly & provide a window view of press / pull operation.

Set Contains: WB26P-10 10mm Spindle. WB26P-12 12mm Spindle.
WB26P-14 14mm Spindle. WB26P-16 16mm Spindle.
WB26P-18 18mm Spindle.
16 Sleeve Locking Plates: \varnothing 44mm to \varnothing 82mm



Arms Adjusted In



Arms Adjusted Out



Arms Locked with Size Plate




WB26P Press Pushing out a Silent Bearing

Pullers & Seal / Bush / Bearing Drivers

Heavy Duty Gear and Bearing Pullers

YC700TR
Hydraulic Model
Illustrated

YC701TR
Forcing Screw Model
Not Illustrated



YC700TR 30Ton 3 Jaw Hydraulic Gear Puller

Three jaw adjustable reach puller with two hole position legs. Supplied with 100 & 150mm extension rods. 30Ton Hydraulic Ram.

Maximum Spread: 29.1/2"(750mm)

Maximum Reach: 20"(510mm)



YC700TR

YC701TR 30Ton 3 Jaw Forcing Screw Gear Puller

Three jaw adjustable reach puller with two hole position legs. Large 1.1/8"(28.58mm) diameter forcing screw with swivel cap

Maximum Spread: 29.1/2"(750mm)

Maximum Reach: 20"(510mm)



9570 Two / Three Arm Thin Jaw Puller

This 2 & 3 arm thin jaw puller features a quick action mechanism for changing and setting the jaws in the right position quickly. Simply lift the lever arms to release the lock, move to the required position and lock the jaws to the correct size opening.

The two and three arm beams allow the thin jaw puller arms to adjust to a maximum of 7.1/2"(185mm) circle diameter and a reach of 6"(150mm). By reversing the jaws the puller can be used for internal and external pulling applications.

Reach: 6"(150mm).

Spread: 7.1/2"(185mm).

Capacity: 6Ton.



*Suitable
for Motorcycle
Crank Bearings*

Motorcycle Crank Bearing Separator

4965 Universal Crank Bearing Separator Set

This new universal bearing separator and cross beam set has extendable extension legs to reach around long shafts.

The two bearing splitters with the wide cross beam and four leg extensions allows for many applications on motorcycle and all smaller crank and bearing pulling jobs.

Set Contains: Bearing Separator **Between Bolts:** 60mm **Maximum Opening:** 55mm

Bearing Separator **Between Bolts:** 85mm **Maximum Opening:** 95mm

Cross Bock: **Minimum Spread:** 58mm **Maximum Spread:** 168mm

Slot Opening: 10mm

Two Main Pulling Legs **Length:** 160mm **Diameter:** 13mm

Two Extension Legs **Length:** 130mm **Diameter:** 13mm

Forcing Screw **Length:** 160mm **Diameter:** 13mm

BUSH / BEARING / SLEEVE PRESS SETS SEAL DRIVERS & THREADED ADAPTORS

Bush / Bearing / Seal Driver & Press Sets

J7066 Universal Bush & Sleeve Press Set

Universal tool set for extracting and drawing in silent bearings, hydraulic bearings, bearing bushes, ball bearings, shaft seals, rubber bearings, etc.

Fully universal application. Depending on requirements, the particular sleeves can also be individually reworked (e.g. recessed, etc.). Can also be used with a workshop press.

Includes: 22 x press-on sleeves.

inside: Ø 34, 36, 38 to 70 to 72 mm

Outside: Ø 44, 46, 48 to 80 to 90 mm

Five step discs.

Five pulling spindles with bearings,

Nuts & washers.

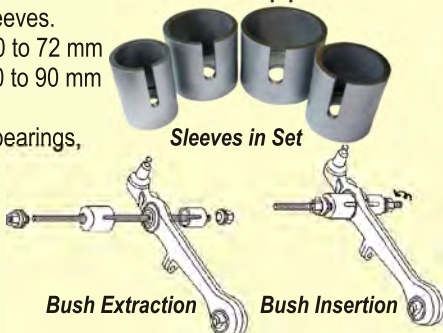
Sizes: J7066-10 10mm Spindle.

J7066-12 12mm Spindle.

J7066-14 14mm Spindle.

J7066-16 16mm Spindle.

J7066-18 18mm Spindle.



9019 Polyacetate Seal & Bearing Driver Set

This bearing fitting tool kit is made from shock-resistant polyacetate. The light model kit is designed to be taken along and used out in the field. It includes 33 polyacetate sleeve heads & 3 impact driving sleeves plus a 2.3Lb. (1.05kg) dead blow soft face hammer.

Polyacetate Sleeve Sizes: Inside & Outside Diameters:

10mm I.D.-26mm O.D. 10mm ID-30mm O.D. 10mm I.D.-35mm O.D.

12mm I.D.-28mm O.D. 12mm ID-32mm O.D. 12mm I.D.-37mm O.D.

15mm I.D.-42mm O.D. 15mm ID-35mm O.D. 15mm I.D.-32mm O.D.

17mm I.D.-35mm O.D. 17mm ID-40mm O.D. 17mm I.D.-47mm O.D.

20mm I.D.-42mm O.D. 20mm ID-47mm O.D. 20mm I.D.-52mm O.D.

25mm I.D.-47mm O.D. 25mm ID-52mm O.D. 25mm I.D.-62mm O.D.

30mm I.D.-55mm O.D. 30mm ID-62mm O.D. 30mm I.D.-72mm O.D.

35mm I.D.-62mm O.D. 35mm ID-72mm O.D. 35mm I.D.-82mm O.D.

40mm I.D.-68mm O.D. 40mm ID-80mm O.D. 40mm I.D.-90mm O.D.

45mm I.D.-75mm O.D. 45mm ID-85mm O.D. 50mm I.D.-80mm O.D.

50mm I.D.-90mm O.D. 45mm ID-100mm O.D. 50mm I.D.-110mm O.D.

Weight: 3.2kg

To order parts Separately (IE: 9019-1026)



Male & Female Metric Threaded Adaptors

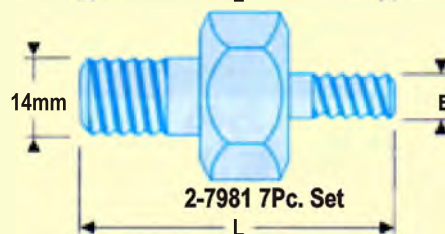
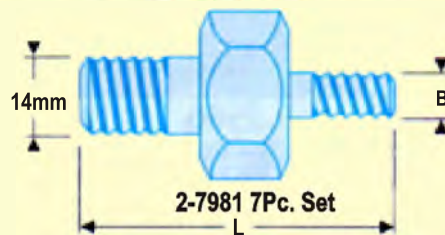
2-7981 7Pc. Male Metric Threaded Adaptor Set

The threaded adaptors enable any 14mm female threaded puller to connect with attachments with metric threads from 4mm to 14mm.

Individual Sizes

Available Separately

Part No.	"B" Thread	"A" Thread	Length
2-7982	4mm	14mm Male Reducing Adaptor	33.5mm
2-7983	5mm	14mm Male Reducing Adaptor	33.5mm
2-7984	6mm	14mm Male Reducing Adaptor	36.5mm
2-7985	8mm	14mm Male Reducing Adaptor	39.5mm
2-7986	10mm	14mm Male Reducing Adaptor	42.5mm
2-7987	12mm	14mm Male Reducing Adaptor	46.5mm
2-7988	14mm	14mm Male Reducing Adaptor	48.5mm



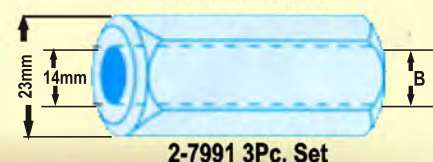
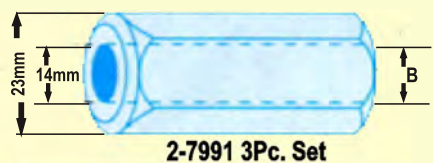
2-7991 3Pc. Female Metric Threaded Adaptor Set

This set of threaded adaptors enables any 14mm male threaded puller to connect with attachments with metric & UNC threads from 10mm, 16mm and 1/2"UNC.

Individual Sizes

Available Separately

Part No.	"B" Thread	"A" Thread	Length
2-7992	10mm	14mm Female Reducing Adaptor	50mm
2-7993	16mm	14mm Female Reducing Adaptor	50mm
2-7994	1/2"UNC	14mm Female Reducing Adaptor	50mm



Internal Blind Hole Bearing Pullers



9630 5PC. Internal Bearing / Bush Extractor Set

For tightly fitting ball bearings, bearing races, bushings and shaft seals. Use with impact slide hammer bearing extractor or a support brace. Jaws have Titanium-nitrided surface finish.

- Contents :** 9630-5 Internal extractor: 5 to 8.5 mm
 9630-8 Internal extractor: 8 to 15 mm
 9630-15 Internal extractor: 15 to 24 mm
 9630-25 Internal extractor: 25 to 36 mm
 9630-SH Impact slide hammer puller (1.3kg.)
 9630-TC 10mm Thread connector.
 9630-W 10mm x 11mm Wrench.

Operation: The internal extractor is inserted into the bearing / bush and the spindle is screwed in. The sharp turned-out shoulders of the pulling jaws will press outwards behind the part to be extracted. The impact slide hammer puller is then added.



9634 Universal Blind Hole Bearing Extractor Set

For tightly fitting ball bearings, bearing races, bushings and shaft seals. Use with the impact slide hammer shafts, 5mm and 6mm. Puller collets have a range from 10 to 30 mm diameter.

The collets are manufactured from a special high grade steel to ensure proper functioning of the tool.

- Contents:** 9634-5 Collet spreader 5 mm, 9634-6 Collet Spreader 6 mm
 9634-10 Jaws 10 mm to 12mm, 9634-12 Jaws 12 mm to 15mm
 9634-15 Jaws 15 mm to 17mm, 9634-17 Jaws 17 mm to 20mm
 9634-20 Jaws 20 mm to 23mm, 9634-23 Jaws 23 mm to 25mm
 9634-25 Jaws 25 mm to 27mm, 9634-27 Jaws 27 mm to 30 mm
 9634-SH Slide Hammer Weight (1.4kg)



9636 16Pc. Universal Blind Hole Puller Kit

Extra large range of expanding collets ranging from 8mm through to 58mm. Collets attach to the 3lb.(1.4kg.) slide hammer or to the adjustable bridge type push pulling attachment. Made from high quality drop forged heat treated SCM440 steel.

Collets are placed in the bore of the bearing or bush, then expanded with the actuator pin so that the lips of the collet secure on the bearing or bush's radius surface. Use the bridge attachment or slide hammer for extracting bearing or bush. **Set contains:**

- 8mm to 11mm Collet with Actuator 50mm long
- 12mm to 17mm Collet with Actuator 50mm long
- 18mm to 23mm Collet with Actuator 50mm long
- 24mm to 29mm Collet with Actuator 50mm long
- 30mm to 34mm Collet with Actuator 50mm long
- 34mm to 38mm Collet with Actuator 50mm long
- 39mm to 43mm Collet with Actuator 50mm long
- 44mm to 48mm Collet with Actuator 50mm long
- 49mm to 53mm Collet with Actuator 50mm long
- 54mm to 58mm Collet with Actuator 50mm long

- 9636-1 3lb.(1.4kg.) Slide Hammer
- 9636-2 Bridge Pulling Attachment
- 3 Threaded Adaptors M10 x 1.5, M8 x 1.25, M6 x 1.0

Individual Collet Sizes:

Available Separately

Part No.	Range	Description	Length
9636-A	8mm to 11mm	Collet with Actuator	50mm
9636-B	12mm to 17mm	Collet with Actuator	50mm
9636-C	18mm to 23mm	Collet with Actuator	50mm
9636-D	24mm to 29mm	Collet with Actuator	50mm
9636-E	30mm to 34mm	Collet with Actuator	50mm
9636-F	34mm to 38mm	Collet with Actuator	50mm

Individual Collet Sizes:

Available Separately

Part No.	Range	Description	Length
9636-G	39mm to 43mm	Collet with Actuator	50mm
9636-H	44mm to 48mm	Collet with Actuator	50mm
9636-I	49mm to 53mm	Collet with Actuator	50mm
9636-J	54mm to 58mm	Collet with Actuator	50mm
9636-K	M10 x 1.5P Adaptor	Threaded Adaptor	50mm
9636-L	M8 x 1.25P Adaptor	Threaded Adaptor	50mm
9636-M	M6 x 1.0P Adaptor	Threaded Adaptor	50mm

Threaded Adaptor Rail Pin Pullers

4731 Threaded Adaptor Rail Pin Puller (4mm to 12mm)

Two leg push puller with six interchangeable threaded adaptors for extracting pins and studs with threaded holes that are fitted to many engines, transmissions etc.

The six 10mm threaded adaptors fit the following sizes:

4731-4: 4mm **4731-5:** 5mm **4731-6:** 6mm

4731-8: 8mm **4731-10:** 10mm **4731-12:** 12mm

Push puller has a 10mm internal thread to connect with the threaded adaptors.

Length of Push Puller: 8.5/8"(220mm)



4730 Threaded Adaptor Slide Hammer Rail Pin Puller Set (4mm to 12mm)

2.1/2lb Slide hammer with six interchangeable threaded adaptors for extracting pins and studs with threaded holes fitted to many engines etc. The threaded adaptors fit the following sizes:

4731-4: 4mm **4731-5:** 5mm **4731-6:** 6mm

4731-8: 8mm **4731-10:** 10mm **4731-12:** 12mm

Slide Hammer Weight: 3Lb.(1.37kg.)

Length: 15.3/8"(390mm) 10mm x1mm Internal thread.



4730ADAP Metric Threaded Adaptors Only (4 to 12mm)

Six interchangeable threaded adaptors for extracting pins and studs with threaded holes fitted to many engines etc.

The threaded adaptors fit the following sizes:

4731-4: 4mm **4731-5:** 5mm **4731-6:** 6mm

4731-8: 8mm **4731-10:** 10mm **4731-12:** 12mm

4732 3Lb. Slide Hammer (10mm Female Thread)

This 3lb. slide hammer works with # 4730ADAP Adaptor Set or pulling adaptors that can connect to it with a 10mm x 1.0mm internal thread.

Length: 15.3/8"(390mm)

Weight: 3Lb.(1.37kg.)



9530 Truck 5 Leg Rear Hub Puller

This rugged heavy-duty puller will remove wheel hubs mounted on tapered axles and press fit rear brake drums. Five legs can be adjusted to a 13.3/8"(340mm) diameter bolt circle and accept up to 22mm stud diameters. Made from alloy steel, drop forged, this tool can handle the toughest of jobs.

Supplied with striking head wrench.

Maximum Circle Spread: 13.3/8"(340mm)

Maximum Stud Diameter: 7/8"(22mm)

Centre Screw Diameter: 1.1/2"(38mm)



9530-1 Replacement Leg for #9530 Truck Hub Puller

Gear and Bearing Pullers

9534 Miniature Thin Jaw Puller Set

This miniature thin jaw puller set can work as a two or three jaw puller with either the 40mm or the 70mm reach jaws. The range is from 25mm to 50mm circle diameter.

There are two forcing screws supplied with lengths of 55mm and 68mm respectively.

Capacity: 1" to 2" (25mm to 50mm)

Jaw Lengths: 9534-2 = 40mm long 9534-4 = 70mm long.

Forcing screws: 9534-3 = 55mm x10mm 9534-5 = 68mm x10mm

J7250 10 Ton Universal Hydraulic "C" Frame

This universal heavy duty "C" Frame press fitted with a 10 ton hydraulic ram can be used for many bush, pin, sleeve and bearing applications.

Use the appropriate sleeves and or adaptors for the job required. Can be used with J7066 Bushing Sleeve Kit.

Opening of "C" Frame: 300mm

Depth of "C" Frame: 65mm

Hydraulic Force: 10 Ton

J1026 5 Ton Two / Three Jaw Puller

Further addition to T&E mechanical gear pullers.

5 Ton capacity drop forged from alloy steel, heat treated & features fine thread forcing screw for maximum load and force. Narrow & wide jaw ends are machined to exact tolerances.

Reach: 3.1/4"(85mm)

Spread: 7"(180mm)

Screw: 9/16"x 20 x 7" Long.

Maximum Capacity: 5 Ton.

Weight: 2.75lb(1.23kg)

J1026-J Replacement Jaw

J1026-SC Replacement Screw

9531 5" Two / Three Jaw Reversible Gear Puller

Long Quick Change Jaws

For Internal & External Use

The jaws on this puller can be changed to operate as a two or three jaw puller and can also be set up as an internal or external puller. Extra slim legs with thin jaw ends.

Simply unscrew the knurled screw cap to release spring and jaw cover, unhook the jaws and replace as necessary.

Replace cover plate and tighten spring with knurled nut.

Reach: 5.1/2"(140mm)

Minimum Spread: 29/32"(23mm) **Maximum Spread:** 5.1/2"(140mm)

Capacity: 2 Ton.

9531-J Replacement Jaw

9531-SC Replacement Forcing Screw

9532 7" Two / Three Jaw Reversible Gear Puller

Long Quick Change Jaws

For Internal & External Use

The jaws on this puller can be changed to operate as a two or three jaw puller and can also be set up as an internal or external puller. Extra slim legs with thin jaw ends.

Simply unscrew the knurled screw cap to release spring and jaw cover, unhook the jaws and replace as necessary.

Replace cover plate and tighten spring with knurled nut.

Reach: 7.1/2"(190mm)

Minimum Spread: 2"(50mm) **Maximum Spread:** 6.3/4"(170mm)


Capacity: 3 Ton.

9532-J Replacement Jaw

9532-SC Replacement Forcing Screw



9534



J7250

Standard Length Jaws



J1026



9531



Internal Pull



External Pull



9532

Portable Power Source Page No. R133
 Potable Power Station (12 Volt / 24 Volt) Page No. R133

Pneumatic Tools & Equipment Page No. R126 to R130
 Air Impact Ratchet Wrenches Page No. R126
 Air Impact Mini Die Grinders Page No. R126
 Diaphragm Oil Transfer Pump Page No. R127
 Pneumatic Grease Dispenser Page No. R128
 9.5Litre Pneumatic / Hand Fluid Extractors Page No. R130

Hydraulic Tools & Equipment Page No. R127 to R131
 30 Ton Telescopic Air-Hydraulic Bottle Jack Page No. R128
 22 Ton Air Hydraulic Service Jack Page No. R127
 500Kg Hydraulic Pick Up Crane Page No. R127
 500Kg Motor Cycle Lift (Air / Hydraulic) Page No. R127
 1000lb Capacity Transmission Adaptor Head Page No. R128
 Hydraulic Pipe Benders Page No. R132
 Hydraulic Pallet Trucks Page No. R131
 150 Ton Electric / Hydraulic Shop Press Page No. R131

LED Rechargeable Work Lights..... Page No. R130
 High Power LED Rechargeable Work Light Page No. R130

Rivet Nut & Rivet Bolt Tools Page No. R132
 Lever Type Rivet Nut & Rivet Bolt Tool Page No. R132

Car Ramps, Hoists & Wheel Alignment Plates Page No. R125 to R128
 2.5 & 3 Metre Car Ramps (Pair) Page No. R127
 6 Hole Convex Wheel Alignment Plates Page No. R128
 Endless Chain Hoists & Chain Lever Hoists..... Page No. R125

Cleaning & Lubrication Equipment Page No. R128 to R129
 Transmission Oil Filling System Page No. R129
 Engine Oil Pre-Lube Pump System Page No. R129
 20 Litre Drain Pan for 200 Litre Drum Page No. R129
 Electric Mobile Parts Washer Page No. R129
 High Pressure Hose Reels Suitable for Oil or Water Page No. R128



Endless Chain Hoists

TECB1 1 Ton Capacity Endless Chain Hoist

Features: Rugged steel body construction, lightweight & potable. Double cover protection for brake chamber. Drop forged & heat treated alloy hooks. High quality alloy calibrated load chain. Safe reliable twin pawl mechanical brake & heat treated alloy steel triple spur gears & pinion shaft. Meets & exceeds all requirements within: EN 13157:2004 & AI:2009

Specifications: Load Capacity: 1 Ton (1000Kg.) Test Load: 1.5 Ton (1500Kg.)
 Standard Lift: 9.1/2 Ft. (2.5Metres)
 Load Chain Diameter: 1/4" (6.3mm)
 Effort to Rated Capacity: 304 Nm.
 Number of Load Chains: (1)
 Dimensions: Width = 140mm x 158mm
 Chain Hook: 36mm x 28mm Opening
 Weight: 26.1/2 Lb.(12Kg.)



Drop Forged Heat Treated Alloy Hook

TECB3 3 Ton Capacity Endless Chain Hoist

Features: 360° Handle rotation. Short stroke & low lever pulling effort. Easy single hand freewheeling operation. Drop forged & heat treated alloy hooks. High quality alloy calibrated load chain. Safe reliable twin pawl mechanical brake & heat treated alloy steel triple spur gears & pinion shaft. Meets & exceeds all requirements within: EN 13157:2004 & AI:2009

Specifications: Load Capacity: 3 Ton (3000Kg.) Test Load: 4.5 Ton (4500Kg.)
 Standard Lift: 9.81 Ft.(3Metres)
 Load Chain Diameter: 9/32" (7.1mm)
 Effort to Rated Capacity: 34 kg.
 Number of Load Chains: (2)
 Dimensions: Width = 161mm x 210mm
 Chain Hook: 50mm x 38mm Opening
 Weight: 54.1/2 Lb.(24.8Kg.)




Coined Out Load Chain Anchor Bolts

Chain Lever Hoists

TELB1 1.1/2 Ton Capacity Chain Lever Hoist

360° Handle rotation. Short stroke & low lever pulling effort. Easy single hand freewheeling operation. Drop forged & heat treated alloy hooks. High quality alloy calibrated load chain. Safe reliable twin pawl mechanical brake & heat treated alloy steel triple spur gears & pinion shaft. Meets & exceeds all requirements within: EN 13157:2004 & AI:2009

Specifications: Load Capacity: 1.1/2 Ton (1500Kg.) Test Load: 2.25 Ton (2250Kg.)
 Standard Lift: 4.9 Ft.(1.5Metres)
 Load Chain Diameter: 5/16" (8mm)
 Effort to Rated Capacity: 234 Nm.
 Number of Load Chains: (1)
 Dimensions: Width = 175mm x 335mm
 Chain Hook: 45mm x 35mm Opening
 Weight: 26.1/2 Lb.(12Kg.)



Dual Brake Mechanism


TELB3 3 Ton Capacity Chain Lever Hoist

360° Handle rotation. Short stroke & low lever pulling effort. Easy single hand freewheeling operation. Drop forged & heat treated alloy hooks. High quality alloy calibrated load chain. Safe reliable twin pawl mechanical brake & heat treated alloy steel triple spur gears & pinion shaft. Meets & exceeds all requirements within: EN 13157:2004 & AI:2009.

Specifications: Load Capacity: 3 Ton (3000Kg.) Test Load: 4.5 Ton (4500Kg.)
 Standard Lift: 4.9 Ft.(1.5Metres)
 Load Chain Diameter: .394" (10mm)
 Effort to Rated Capacity: 363 Nm.
 Number of Load Chains: (1)
 Dimensions: Width = 195mm x 450mm
 Chain Hook: 50mm x 38mm Opening
 Weight: 46.1/4 Lb.(21Kg.)




Chain Stripper To guide load chain



TECB1

Minimum Height: 317mm



TECB3

Minimum Height: 465mm



TELB1

Minimum Height: 368mm



TELB3

Minimum Height: 450mm

Extra Weight Per Metre of Extra Lift
 HSZ-1D = 1.7kg.
 HSZ-3D = 3.7kg.
 HSH-1.5B = 1.4kg.
 HSH-3B = 2.2kg.

1/4", 3/8", 1/2" Drive Air Ratchet Wrenches

KI-2206 1/4" Drive Super Duty Mini Air Ratchet

This tool is constructed from the best lightweight material. It has a composite handle grip, 360° exhaust rotation, dual pawl ratchet & patented head-sealed ratchet housing.

Specifications: 1/4" Square Drive, **Free Speed:** 240 rpm, **Maximum Torque:** 20 ft/lb.(27Nm) **Bolt Size:** 1/4"(6mm)
Air Inlet: 1/4"NPT, **Air Pressure:** 90 psi. **Air Consumption:** 3.7 CFM
Weight: 1.1 lb.(0.50kg.) **Length:** 5.3/8"(1135mm)



KI-2206

Patented Head-Sealed Ratchet Housing. Prevents dust & dirt from entering the ratchet mechanism.

KI-2306 3/8" Drive Super Duty Mini Air Ratchet

This tool is constructed from the best lightweight material. It has a composite handle grip, 360° exhaust rotation, dual pawl ratchet & patented head-sealed ratchet housing.

Specifications: 3/8" Square Drive, **Free Speed:** 240 rpm, **Maximum Torque:** 40 ft/lb.(54Nm)
Air Inlet: 1/4"NPT, **Air Pressure:** 90 psi.
Air Consumption: 3.7 CFM
Weight: 1.1 lb.(0.50kg.) **Length:** 5.3/8"(135mm)



KI-2306



KI-2419

KI-2419 1/2" Drive Super Duty Air Ratchet Wrench

This tool is constructed from the best lightweight material. It has a composite handle grip, 360° exhaust rotation, dual pawl ratchet & patented head-sealed ratchet housing.

Specifications: 1/2" Square Drive, **Free Speed:** 500 rpm, **Maximum Torque:** 150 ft/lb.(203Nm) **Bolt Size:** 9/16"(14mm)
Air Inlet: 1/4"NPT, **Air Pressure:** 90 psi. **Air Consumption:** 4.2 CFM
Weight: 3.87 lb.(1.76kg.) **Length:** 13.6"(345mm)

*Features Low Recoil Operation
 Jumbo Hammer Mechanism
 High Instant Torque Output*

Mini Air Die Grinders

KI-6226 6mm Mini Straight Air Die Grinder

This tool is constructed from the best lightweight material. It has a composite handle grip, 360° exhaust rotation, double ball bearing design & safety throttle lever compliant with international safety legislation. Suitable for industrial applications.

Specifications: 1/4"(6.3mm) Collet, **Free Speed:** 30,000 rpm,
Air Inlet: 1/4"NPT, **Air Pressure:** 90 psi. **Air Consumption:** 3.6 CFM
Weight: 0.79 lb.(0.36kg.) **Length:** 4.3/4"(120mm)



KI-6226

KI-6507-A 6mm Mini 90° Angle Air Die Grinder

This tool is constructed from the best lightweight material. It has a composite handle grip, 360° exhaust rotation, double ball bearing design & safety throttle lever compliant with international safety legislation. Suitable for industrial applications.

Specifications: 1/4"(6.3mm) Collet, **Free Speed:** 20,000 rpm,
Air Inlet: 1/4"NPT, **Air Pressure:** 90 psi. **Air Consumption:** 2 CFM
Weight: 1.27 lb.(0.58kg.) **Length:** 6.3"(160mm)



KI-6507-A

3/8" High Speed / High Power Air Drill

KI-5320 3/8" Composite Reversible Air Drill

This tool has a lightweight aluminium housing, precision machined motor with 0.7 HP power output, keyless chuck machined concentricity within 0.25mm & dual bearing design for smooth power.

Specifications: 3/8"(10mm) Chuck, **Free Speed:** 1,800 rpm,
Air Inlet: 1/4"NPT, **Air Pressure:** 90 psi. **Air Consumption:** 3.2 CFM
Weight: 2.6 lb.(1.18kg.) **Length:** 7.3/4"(195mm)



KI-5320

Heavy-Duty Air Hammer

KI-4766R Heavy-Duty Vibration Damped Air Hammer

This air hammer has a ergonomic composite handle grip, 360° exhaust rotation & rear support hanger for better control and grip.

Specifications: 3000 blows per minute, **Piston stroke:** 2.8"(71mm)
Air Inlet: 1/4"NPT, **Air Pressure:** 90 psi. **Air Consumption:** 14 CFM
Weight: 3.1/2 lb.(1.6kg.) **Length:** 8.1/2"(215mm)



KI-4766-R



3.1/2 Ton & 4 Ton Heavy Duty Car Ramps

HM4505 2.5 Metre Car Ramps (Pair)

Extra strong with deep treads and side rails these car ramps are extremely robust and easy to handle. The capacity depends on the wheel spacing. 1 Metre = 4060kg. 2 Metre = 4380kg.
Length: 2.5 Metres, **Inner Width:** 318mm, **Outer Width:** 385mm
Weight: 45kg (Pair).



HM4505 (2.5Metre)
 HM4505A (3Metre)

HM4505A 3 Metre Car Ramps (Pair)

Extra strong with deep treads and side rails these car ramps are extremely robust and easy to handle. The capacity depends on the wheel spacing. 1 Metre = 3100kg. 2metre = 3580kg.
Length: 3 metres, **Inner Width:** 318mm, **Outer Width:** 385mm
Weight: 50g (Pair).



SD1005

Motor-Cycle Lift (Air / Hydraulic)

SD1005 1000 Lb. Motor Cycle Lift (Air / Hydraulic)

All steel construction with heavy-duty hydraulic ram. Drop leaf platform and front wheel support clamp to assist in removal of rear wheel. Support platform fitted with a full width loading ramp. Supplied with hand operated air / hydraulic pump.

Capacity	Min Height	Max Height	Width	Platform	Ramp	Weight
455 kg.	175mm	750mm	680mm	2200mm	650mm	135kg.

3/8" Diaphragm Oil Transfer Pump

HP300A 3/8" Diaphragm Oil Transfer Pump

This air operated diaphragm pump is ideal for dispensing waste oil, paint, resin and slop from oil drainers into waste drums. It has a suction lift of 6 metres (primed) 3 metres (dry lift.)
Specifications: **Maximum flow rate:** 8 G.P.M (32 Litres per minute).
Pressure Ratio: 1 to 1
Maximum Air Supply Pressure: 120 psi (8 kgf/cm2)
Maximum Size of Solid: 2mm Diameter
Air Inlet: 1/4"NPT **Material Outlet:** 3/8" (9.7mm)
Dimensions: 360mm x 290mm x 790mm
Weight: 7.58 kg.



SD0603

HP300A

Hydraulic Pick Up Crane

SD0603 500Kg Hydraulic Pick Up Crane

All steel construction with heavy-duty hydraulic ram. The base has a quick lock handle that allows the crane to position itself with 360° rotation
 The pump is incorporated with the hydraulic ram and the crane has an extendable / adjustable boom.

Capacity	Boom Range	Lift Range	Weight	Dimensions
500kg	608-1050mm	0-1800mm	32.5kg	1110 x280 x200mm

Air Operated Transfer Pump
 Can lift waste oil up to 6 metres

Meets ANSI / ASME PALD
 Standards & CE / GS.

4 Extension Adaptors
 are stored on the two
 sides of the jack frame.

Air Hydraulic Service Jack

TLA2122 22 Ton Air Hydraulic Service Jack (Low Profile)

Features a self retracting 22 ton capacity air/hydraulic ram with a low profile stance and extended height for lifting heavy-duty commercial vehicles. Will fit easily and safely between the wheels of a tandem axle vehicle. Automatic by-pass & internal load limiting device prevents injury from overload. 3Pc. saddle set is included. Locking lever secures handle in vertical, 45° or horizontal positions. One piece handle.
Capacity: 22Tons (22,000kg)
Lift: 7.1/4" to 18.1/4"(185mm to 465mm)
Weight: 101lb(46kg)



TLA2122



Pneumatic Grease Dispensers

APG50A Pneumatic Grease Dispenser

50 Litre Pneumatic Grease Dispenser on a two wheel dolly. Includes high pressure swivel grease gun, 10ft (3.05m) high pressure grease hose, 50 litre drum cover & 50 litre follower plate. Includes regulator & gauge.

Maximum Pressure: 170psi (12bar)

Pump Ratio: 50 : 1 **Delivery:** 240g / Stroke

Air Inlet: 1/4"NPT **Material Outlet:** 1/2"NPT



50 Litre Capacity



Includes Follower Plate

APG50G Pneumatic Grease Dispenser

For use with 50 Litre Drum Only

The same unit as APG50A (above), but fits onto a 50 litre grease drum. Includes high pressure swivel grease gun, 10ft (3.05m) high pressure grease hose, 50 litre drum cover & 50 litre follower plate. Includes regulator & gauge.



APG50A

APG50G

Air / Hydraulic Jack & Transmission Adaptor

PB230WE 30 Ton Telescopic Air-Hydraulic Jack

This Air Hydraulic Bottle Jack is an addition to the many of the jacks shown on page 604 & 605 of the C2009 catalogue. It features a two stage telescopic ram with 6Ft (1.8metre) air hose with remote controls.

The body is fully welded to prevent any oil leaks and the air pump is reliable and easily serviceable.

Min. Height: 8.3/4"(220mm) **Max. Height:** 16.3/4"(425mm)

1st Stage: 4.5/8"(120mm) **2nd Stage:** 3.3/8"(85mm)

Weight: 42lb.(19Kg)



CE Approval Rating

PB230WE

SD0501 Transmission Adaptor Head (1,000lb Capacity)

Horizontal Head Adjustment

This is an efficient adaptor that provides maximum flexibility in transforming your workshop jack to remove & install transmissions, transfer cases or differentials.

Fully adjustable universal saddle with 42° front, 46° back and 12° side tilt. Spring-loaded corner brackets for easy adjustment. Includes safety chains.

Weight: 52lb(24kg).



SD0501

A1007-8-6 6 Hole Convex Wheel Alignment Plate

A multi-hole convex plate to use with the #A1007 Wheel Alignment Angle Adjuster listed on page 104 of the C2009 Catalogue. It offers multiple stud configurations.

The application is for proper angle adjustments on Toyota vehicles. Also used on many other vehicles.

Use with magnetic camber gauges: # 4520, #4521, #4518.



A1007-8-6

High Pressure Hose Reels (For Oil or Water)

Corrosion resistant steel reel constructed with solid centre support shaft.

Wide reel base with grooved reinforcement for stable support.

Four directional non snag rollers reduce wear & abrasion.

Solid brass full flow swivel joints.

Adjustable guides for mounting on walls, floors or ceilings.

TL8321 Oil / Water Hose Reel (10Metre 1/2"Diameter)

Inlet / Outlet Port: 1/2" Diameter.

Working Pressure: 5000psi / 350kg/cm.

Maximum Pressure: 15000psi / 1050kg/cm.

Length: 32.8ft. 10 Metres. **Weight:** 53lb.(24kg.)



TL8322

T8321

TL8322 Oil / Water Hose Reel (15Metre 1/2"Diameter)

Inlet / Outlet Port: 1/2" Diameter.

Working Pressure: 5000psi / 350kg/cm.

Maximum Pressure: 15000psi / 1050kg/cm.

Length: 50ft. 15 Metres. **Weight:** 73lb.(33kg.)

Parts Washer Cleaning Equipment

WH700MB Electric Mobile Parts Washer

This mobile parts washer packs up into a easy to carry case for mobile use. It weighs only 9kg. making it easy to carry. The pump is powered by a 240 volt motor and it includes a flexible hose with dispensing nozzle brush. An extra large filter is installed. The mobile parts washer casing is made from tough PE material and is not affected by most cleaning fluids.

Dimensions: 750mm x 527mm x 231mm.

Voltage: 110 /240 Volt. **Weight:** 17.5/8 lb (8kg.)

WH700MBRUSH Replacement Nozzle Brush & Hose Assembly.

WH700MS Electric Mobile Parts Washer

Similar to WH700MB above only smaller & lighter for service vehicles. Large filter & power switch are installed.

Dimensions: 460mm x 660mm x 260mm. **Capacity:** 9 litres (2 Gallons).

Voltage: 110 /240 Volt. **Weight:** 11 lb (5kg.)

WH088 20 Litre Drain Pan for 200 Litre Drum

Made from tough PP plastic material, this 20 litre oil drain pan fits perfectly on top of a 200 litre drum. It makes it ideal to first drain engine, transmission oils etc, then finally drain off into the 200 litre drum. **Diameter:** 600mm. **Capacity:** 20 litres (4.4 Gallons).

Weight: 1.7kg.

Engine Oil Pre-Lube Pump System

2-6492 Engine Oil Pre-Lube Pump System

Ensures oil is present to internal engine components on the first start of a new or rebuilt engine.

Engine pre-lube pump primes the oil pump and fills the oil galleries and internal engine components with clean new oil. Pump connects to engine at the oil pressure sensor on most Australian and import engines. Oil pressure sensor adaptors are included to suit most engines. #2-6493 adaptor set is included.

Capacity: 8 Litres **Dimensions:** 260mm x 370mm x 595mm.

Weight: 3.44kg.

2-6493 9Pc. Adaptor Set For Engine Oil Pre-Lube Pump

This nine piece adaptor set includes all the imperial and the metric threaded adaptors to connect the 2-6492 Engine Pre-Lube Pump to most engines through the oil pressure sensor fitting.

Transmission Oil Filling System

K10A Transmission Oil Filling System

Special hand operated 10 litre pump designed for filling and topping up transmission oil. Made from tough polyethylene material with chrome steel & brass pump. Includes 8 adaptors to fit most transmissions and a shut off valve to control flow.

Capacity: 8 Litres. **Dimensions:** 260mm x 370mm x 595mm.

Weight: 3.44kg.

K10-3 Transmission Oil Filling Adaptor Set

Includes:

AT105 Straight Adaptor: 100mm Long x10mm Dia. (10 x 1mm thread)

AT104 Bent Adaptor: 150mm Long x 10mm Dia. (VW, Audi, Porche)

AT103 Bent Adaptor: 150mm Long x 10mm Dia. (VW, Audi)

AT102 Bent Adaptor: 140mm Long x 10mm Dia. (universal)

AT101 Straight Adaptor: 122mm Long x 1/8NPT. (Ford)

AT106 Thread Adaptor Mercedes 722.9 12 x 1.5mm

AT107 DSG Thread Adaptor VW / Audi DSG 24 x 1.5mm

AT108 Thread Adaptor VW / Audi CVT 22 x1.5mm

(Optional) **AT109 Special Adaptor** To Suit Volvo 5/16" x 24tpi.

(Optional) **AT110 Special Adaptor** To Suit Toyota / Lexus 18 x 1.5mm.

(Optional) **AT111 Special Adaptor** To Suit Skoda 18 x 1.5mm.



WH700MB



WH700MS



WH088 Fitted on 200 Litre Drum



WH088



2-6492



2-6493



K10-3



K10A

AT109

AT110

AT111

Pneumatic / Hand Fluid Extractors

QS-2095 9.5 Litre Hand Operated Fluid Extractor

Multi-purpose hand operated vacuum pump provides a clean, fast and simple way to evacuate a wide range of fluids: engine oil, transmission fluid, gear oil, radiator coolant, brake fluid etc. Features three dip stick tubes (4mm, 6mm, 10mm) for engine oil removal, automatic shut-off valve to prevent over filling. 1.5 Metre vacuum brake bleeding hose is included. Durable polyethylene construction is impervious to most automotive and general fluids. It requires no compressed air or electrical supply. **Capacity:** 9.5Litres (2.1/2 Gallons).

Dimensions: 570mm x 250mm x 180mm (Oval shaped).

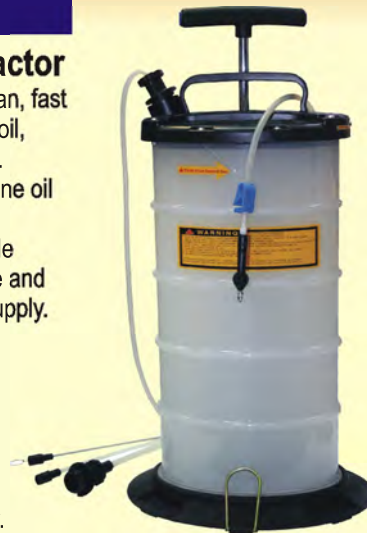
Air Line Working Pressure: 90psi@5cfm.

QS-2095-T1 Replacement 4mm Dip Stick Tube

QS-2095-T2 Replacement 6mm Dip Stick Tube

QS-2095-T3 Replacement 10mm Dip Stick Tube

QS-2095-BH Replacement Brake Bleeder Hose Assembly.



QS-2095

Hand Pump Operation Requires no Compressed Air or Electrical Supply



Hand Pump Operation

QS-2195 9.5Litre Pneumatic / Hand Fluid Extractor

New 9.5 litre hand or pneumatic fluid pump for extracting engine oil, brake fluid, coolant, transmission oil, water etc. Just connect your air line to the pump, insert the hose extension into place for extraction of fluids. Lock-on air trigger for continuous use. Features three dip stick tubes (4mm, 6mm, 10mm) for engine oil removal, automatic shut-off valve to prevent over filling. 1.5 Metre vacuum brake bleeding hose is included. This hand pump has proved to be indispensable for field work as it only requires compressed air or can be operated by using the hand pump.

Capacity: 9.5 Litres (2.1/2 Gallons)

Dimensions: 570mm x 250mm x 180mm (Oval shaped).

Air Line Working Pressure: 90psi@5cfm



Hand Pump Operation Plus Pneumatic Operation



QS-2195

High Power LED Rechargeable Work Lights

MR2032 High Power LED Rechargeable Work Light (2 LED)

New innovative 2 LED hemispherical lens design technology means 2 LED High-Power Work Light illuminates a wider work area more brightly & more evenly with no hot spots, dim spots or irritating rings. Exceeds the light output of a 75 watt incandescent light globe. Two Special LED's give a true 15,000 hours life span against normal LED's that give up to 2,000 hours only. Its built shop-tough with a non slip grip, shock-proof housing, a replaceable polycarbonate lens shield and replaceable 360° swivel hook. Light is fitted with a replaceable & rechargeable super strength NiMH battery. Replacement Battery # MR2032BAT. **Includes:** AC/DC Charger, 12 Volt Charger. **Optional:** HR8601 Magnetic Clamp.



MR2032



Magnetic Clamp

MR2033 High Power LED Rechargeable Work Light (3 LED)

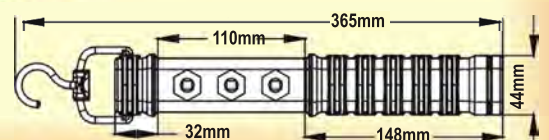
New innovative 3 LED hemispherical lens design technology means 3 LED High-Power Work Light illuminates a wider work area more brightly & more evenly with no hot spots, dim spots or irritating rings. Exceeds the light output of a 75 watt incandescent light globe. 3 Special LED's give a true 15,000 hours life span against normal LED's that give up to 2,000 hours only. Its built shop-tough with a non slip grip, shock-proof housing, a replaceable polycarbonate lens shield and replaceable 360° swivel hook. Light is fitted with a replaceable & rechargeable super strength NiMH battery. Replacement Battery # MR2032BAT. **Includes:** AC/DC Charger, 12 Volt Charger. **Optional:** HR8601 Magnetic Clamp



MR2033



Magnetic Clamp



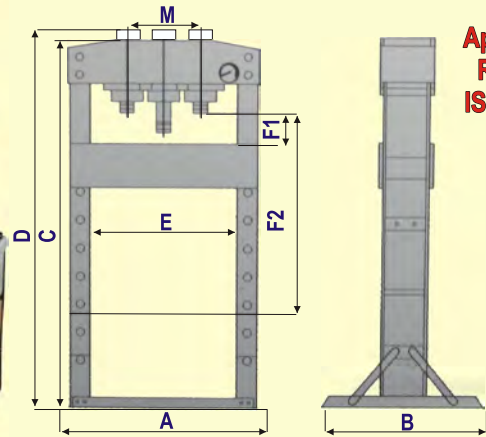
Work Safely With Hand Tools - Wear Safety Goggles

R130

General Workshop Equipment

SD0884 150 Ton Electric / Hydraulic Shop Press

This 150 Ton electric / hydraulic press is driven by a 1.5 kilowatt three phase 415 volt electric motor with RPM of 1400. The ram can be positioned in any position by moving the head either left or right. The press bed is adjusted up or down by the use of a boom which works much faster and is labour saving. The 150 ton ram gives a rapid approach and return to the work saving delay in piston travel.




Approval Rating ISO 9001

Ram Stroke	Dimensions in mm				Side Stroke M	Working Range F1-F2	Bed Width E
	A	B	C	D			
350mm	1453	1195	2035	2100	350	175-1000	1000

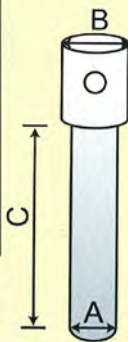
Net Weight: 1125kg.

Package Size: 138cm x 56.5cm x 225cm.

SD0884




Press Pins Fitted to Press



TB025 Shop Press Pressing Pins with Stand

Shop press can be supplied with this eight piece pressing pin set. The pins are stored in a purposely designed tool stand that can be fixed to the press frame. Eight pins supplied sizes as per table:

Part No.	Capacity	Diameter "A"	Diameter "B"	Length "C"
TT326	2 Ton	10mm	25mm	50mm
TT327	3 Ton	12mm	25mm	60mm
TT328	8 Ton	16mm	25mm	60mm
TT329	12 Ton	18mm	25mm	85mm
TT330	14 Ton	20mm	25mm	85mm
TT331	16 Ton	22mm	25mm	85mm
TT332	18 Ton	25mm	25mm	110mm
TT333	20 Ton	30mm	25mm	110mm



TB025

PT4221 2500kg Hand Pallet Truck 550mm Fork Width

Truck has a high balanced intensifying frame with high strength welding. The hydraulic cylinder is equipped with a safety valve. Built to withstand continuous work & heavy loads. **Capacity:** 2000kg. Fitted with Polyurethane wheels. **Fork Length:** 1100cm. **Fork Width:** 550mm. **Lowered Height:** 74mm. **Lifting Height:** 190mm. **Weight:** 80kg.



Hydraulic Pump and Safety Valve



PT4221

PT4222

PT4222 2500kg Hand Pallet Truck 685mm Fork Width

Truck has a high balanced intensifying frame with high strength welding. The hydraulic cylinder is equipped with a safety valve. Built to withstand continuous work & heavy loads. **Capacity:** 2000kg. Fitted with Polyurethane wheels. **Fork Length:** 1220cm. **Fork Width:** 685mm. **Lowered Height:** 85mm. **Lifting Height:** 200mm. **Weight:** 80kg.

General Workshop Equipment

TL3802 1/2" to 2" Hydraulic Pipe Bender

Pipe bending jobs can be done without physical effort due to high 9 ton force of the hydraulic power unit. "V" Shape frames show the 90° angle reference to reduce hydraulic stroke and save bending time. The unit is fitted with retractable bending frames that are identically marked to facilitate easier positioning of the bending supports & pipe. Unit has safety overload, hydraulic stroke limitation and spring return piston.

Maximum bending angle: 90°

Maximum pipe wall thickness: 5.08mm

Six pipe formers are included:

Sizes: TL3802-12: 1/2", TL3802-34: 3/4", TL3802-1: 1",
TL3802-114: 1.1/4", TL3802-112: 1.1/2", TL3802-2: 2".

Supplied in wooden case & includes the tripod stand.

Load Capacity: 9 Ton

Weight: 115Lb. (52.2kg.)



TL3802



TL3803 1/2" to 3" Hydraulic Pipe Bender

Pipe bending jobs can be done without physical effort due to high 20 ton force of the hydraulic power unit. "V" Shape frames show the 90° angle reference to reduce hydraulic stroke and save bending time. The unit is fitted with retractable bending frames that are identically marked to facilitate easier positioning of the bending supports & pipe. Unit has safety overload, hydraulic stroke limitation and spring return piston.

Maximum bending angle: 90°

Maximum pipe wall thickness: 6.1mm

Eight pipe formers are included:

Sizes: TL3802-12: 1/2", TL3802-34: 3/4", TL3802-1: 1",
TL3802-114: 1.1/4", TL3802-112: 1.1/2", TL3802-2: 2".
TL3803-212: 2.1/2", TL3803-3: 3"

Supplied in wooden case & includes the tripod stand.

Load Capacity: 20 Ton

Weight: 260Lb. (118kg.)



TL3803



a

LN3MSK Lever Type Rivet Nut & Rivet Bolt Tool

New design offers fast, easy and trouble free operation to fasten Rivet Nuts and Rivet Bolts firmly and to build up threads securely in the thin base metals and pipes with weld-less, tapping free & on one side work to fasten with a bolt, a screw or a nut. Powerful setting force will set stainless steel rivet nuts up to 12mm & steel rivet bolts up to 10mm. Supplied in metal carrying case.

Length: 21"(535mm) **Weight:** 4.854lb(1.83kg)

Threaded Mandrels Threaded Sockets and Nose Pieces:

- LN3-M05 5 x 0.8mm Nut Set Threaded Mandrel.
- LN3-M06 6 x 1.0mm Nut Set Threaded Mandrel.
- LN3-M08 8 x 1.25mm Nut Set Threaded Mandrel.
- LN3-M10 10 x 1.5mm Nut Set Threaded Mandrel.
- LN3-M12 12 x 1.75mm Nut Set Threaded Mandrel.
- LN3-SM5 5 x 0.8mm Bolt Set Threaded Socket.
- LN3-SM6 6 x 1.0mm Bolt Set Threaded Socket.
- LN3-SM8 8 x 0.8mm Bolt Set Threaded Socket.
- LN3-SM10 10 x 1.5mm Bolt Set Threaded Socket.
- LN3-NM5 5mm Nose Piece for setting Rivet Nuts.
- LN3-NM6 6mm Nose Piece for setting Rivet Nuts.
- LN3-NM8 8mm Nose Piece for setting Rivet Nuts.
- LN3-NM10 10mm Nose Piece for setting Rivet Nuts.
- LN3-NM12 12mm Nose Piece for setting Rivet Nuts.



Nut Set Mandrels



Bolt Set Threaded Socket



Nose Pieces for Setting Rivet Nuts



LN3MSK

12 Volt / 24 Volt Portable Power Station

E2121 Portable Power Station (12 Volt / 24 Volt)

The portable power station provides the ultimate in portable power. It contains a maintenance free battery that delivers high peak amps and crank assist power. It has polarity protection against reverse connection, heavy duty copper jaw clamps to provide a solid connection to battery posts and the easy to read LED's indicate the percentage of battery level.

The integrated PCB will automatically cut off the power when the integrated battery is charged. 12 Volt DC outlet equipped with overload and short circuit protection for external 12 Volt accessories. Includes a DC to DC power extension cord to charge from a 12 volt vehicle lighter socket. Provides a perfect jump start for professional and emergency use.

Range of Height: 530 to 690mm


Specifications: 24Volt with 1650 peak amps.

Dimensions: 580mm x500mm x1290mm

Weight: 41.3/4 lb (19kg)



E2121



JS005
Sold in Pairs

Australian Standards No.AS / NZS 25381-25381

JS005 5 Ton Pin Type Jack Stands (Set of two)

High quality, fully welded, pressed steel construction. Heavy duty pin and hole height adjustment. Pin secured to stand to prevent being lost. An absolute necessity when working under a vehicle raised by a floor jack.

Australian Standards No.AS / NZS 25381-25381

Capacity: 5 Ton (5000kg)

Min Height: 9.1/2"(240mm)

Max Height: 15.3/4"(400mm)

Pin Hole Height Intervals: 3"(75mm)

Base Plate: 9" x 9" (230mm x 230mm)

Weight: 16.1/2lb (7.5kg)

BW0330 Fish Tape (Wire Guider)

Rattle snake fish tape with leader and case. Filate line tube and complicated bent lines can easily be accessed through out.

Large handle increases stability for better winding control.

Safety Load: 260 kg.

Breaking Strength: 300 kg.

Tape Length: 30 metres.

Tape Diameter: 4mm.



Fish Tape Head

BW0430 Fish Tape (Wire Guider)

Rattle snake fish tape with leader and case. Filate line tube and complicated bent lines can easily be accessed through out.

Large handle increases stability for better winding control.

Safety Load: 300 kg.

Breaking Strength: 400 kg.

Tape Length: 30 metres.

Tape Diameter: 4.5mm.

6405 Valve Stem Fishing Tool

Used to pull valve stems & valve stem / inner tube assemblies through the valve stem hole on vehicle rims. Tool has three functions: Valve stem puller,

Valve core remover & tire deflator.

The valve stem puller threads into the valve stem rather than over it, eliminating the need to put hands inside the rim / tyre assembly.

6405

6405 Head

4051

4051 33 Teeth Diesel Injection Pump Socket

Used for installing and removing the pressure valve holder on MRSF-ERE injection pump on Mercedes-Benz diesel engines: 601, 602, 603, 605, 606, 615, 616, 617.

Forged from chrome vanadium steel.

Drive: 1/2" Square drive

Chrome Plated Tyre Lever Set

6934 4Pc. Tyre Lever Set

Heavy-duty German pattern tyre levers made from high quality drop forged and tempered alloy steel. Used for tyre removal and installation. Four sizes as per table below.

Individual Sizes: Available Separately

Part No.	Size	Description
6934-12	12" (304mm)	Satin Chrome Tyre Lever
6934-16	16" (406mm)	Satin Chrome Tyre Lever
6934-20	20" (508mm)	Satin Chrome Tyre Lever
6934-24	24" (609mm)	Satin Chrome Tyre Lever



Offset Brake Bleeding Wrenches

2053 6Pt. Offset Brake Bleeding Wrench Set

The 90 degree and 45 degree offset on these wrenches allow the necessary clearance to reach bleeder nipples. The 6 point opening together with the fully polished chrome finish make these wrenches the best tool for the job.

Set includes all of the five sizes listed in table below.

Individual Sizes: Available Separately

Part No.	Size	Point	Description	Offset	Length
2054	7mm	6Pt	Brake Bleeder Wrench	45° & 90°	115mm
2055	8mm	6Pt	Brake Bleeder Wrench	45° & 90°	120mm
2056	9mm	6Pt	Brake Bleeder Wrench	45° & 90°	140mm
2057	10mm	6Pt	Brake Bleeder Wrench	45° & 90°	165mm
2058	11mm	6Pt	Brake Bleeder Wrench	45° & 90°	170mm



Press Button Before Testing

Brake Fluid Tester (DOT4)

6512B Brake Fluid Tester (DOT4)

Use to check the quality of brake fluid. 5 LED's indicate the quality & percentage of water in the brake fluid. Suitable for DOT4.

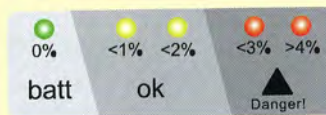
● Battery OK - No Water. ● Less than 1% of Water

●●● Approx. 2% of Water. ●●● Approx. 3% of Water in the brake fluid should be changed.

●●●● At least 4% of Water, The brake fluid should be changed urgently! **Danger!**



6512B



Diesel Glow Plug Removal Tool Set


2-6005 Diesel Glow Plug Removal Tool Set

Remove damaged and stuck glow plugs on diesel engines without having to remove the cylinder head. Includes 10mm and 12mm split nuts that provide added threads for pulling.

Install spacer on the split nut to give solid base for extraction. Holding split nut with a wrench the glow plug is screwed from the head. Instructions Included.



2-6005



Chrome Molybdenum Forged Chisels

8350 4Pc. Forged (Cr-Mo) Chisel Set

These sunk pattern drop forged chisels are made from the highest quality chrome molybdenum steel. The sunk pattern allows the chisel to be sharpened (re-faced) for the full length of the hollowed out section.

Set consists of: 125 x 17mm, 150 x 20.5mm, 200 x 23mm, 250 x 28.5mm. Chrome Molybdenum forged chisels.

#8535 300mm Chisel is only available separately.

Individual Sizes: Available Separately

Part No.	Size	Description	Blade Width	Length
8351	125mm	Chrome Molybdenum Chisel	17.0mm	125mm
8352	150mm	Chrome Molybdenum Chisel	20.5mm	150mm
8353	200mm	Chrome Molybdenum Chisel	23.0mm	200mm
8354	250mm	Chrome Molybdenum Chisel	28.5mm	250mm
8355	300mm	Chrome Molybdenum Chisel	33.6mm	300mm

Thin Wall 1"Drive Impact Sockets Page No. R136

Truck Axle & Wheel Nut Wrenches Page No. R136 to R148



- Truck Wheel Stud Sleeve Alignment Pin Set Page No. R148
- Truck Wheel & Axle Nut SocketsPage No. R136 to R143
- Truck Telescopic Wheel Nut Wrench Page No. R145
- 1"Drive Torque Multiplier Geared WrenchesPage No. R145
- Truck Axle Thread Restorers Page No. R145
- Truck Hub Installers Page No. R141

Truck Engine Tools & Equipment Page No. R138 to R151



- Truck Camshaft Engine Rotators Page No. R138 to R149
- Truck Oil Filter / Oil Mist Separator Wrenches..... Page No. R141 to R143
- Universal Crankshaft Pulley Extractor..... Page No. R151
- Truck Fan Bearing Base Socket Page No. R139
- Truck Clutch & Flywheel Handler..... Page No. R148
- Truck Cylinder Liner Sleeve Puller..... Page No. R147
- Truck Valve Spring Compressor Page No. R140, R147
- Truck Crankshaft Oil Seal Installer / Remover..... Page No. R142, R143
- Truck Radiator Adaptors Page No. R138, R139

Truck Brake Service Equipment Page No. R144 to R151



- Truck Brake Lining Shoe Loader & Calipers..... Page No. R146, R151
- 11 Point Disc Brake Caliper Socket Page No. R144
- Knorr-Bremse Disc Brake Service ToolsPage No. R144

Truck Steering Service Tools Page No. R138 to R144



- Steering Mechanism Oil Seal Socket..... Page No. R142
- Steering Linkage Fixing Base Socket..... Page No. R144
- Truck Pitman Arm / Ball Joint Puller Page No. R138, R144

Truck Suspension Service Equipment Page No. R136 to R151



- Universal Track Rod Adjusting Tools Page No. R151
- Hydraulic Spring Pin Metal Bush Remover / Installer.... Page No. R148
- Truck King Pin & Anchor Pin Pushers / Removers Page No. R142 to R146
- Truck Shock Absorber Tools Page No. R139
- Truck Position Sensor Socket Page No. R136

Truck Transmission Service Tools Page No. R140 to R147



- Truck Transmission Bearing Pulling Adaptors Page No. R146
- Truck Universal Joint Service Tool SetPage No. R147
- Truck Transmiission / Differential Sockets Page No. R141
- Truck Transmission Oil Level Gauge Page No. R140

Truck Ramps & Truck Jack Stands Page No. R149 to R150

- 20 Ton Heavy Duty Truck Ramps Page No. R149
- 12 Ton to 33 Ton Truck Jack Stands Page No. R150



1"Drive 6 Point Thin Wall Truck Impact Sockets


All Sizes from 2.3/4" (70mm) up to 8" (200mm)

Special 1"Drive 6 point thin wall impact sockets designed for truck service and maintenance. Sizes cover an extensive range from 70mm through to 200mm. (2.3/4" to 8").

Individual Sizes:

Available Separately

Part No.	Description	Part No.	Description
B1320-070	70mm 1"Dr. Impact Skt.	B1320-140	140mm 1"Dr. Impact Skt.
B1320-075	75mm 1"Dr. Impact Skt.	B1320-145	145mm 1"Dr. Impact Skt.
B1320-080	80mm 1"Dr. Impact Skt.	B1320-150	150mm 1"Dr. Impact Skt.
B1320-085	85mm 1"Dr. Impact Skt.	B1320-155	155mm 1"Dr. Impact Skt.
B1320-090	90mm 1"Dr. Impact Skt.	B1320-160	160mm 1"Dr. Impact Skt.
B1320-095	95mm 1"Dr. Impact Skt.	B1320-165	165mm 1"Dr. Impact Skt.
B1320-100	100mm 1"Dr. Impact Skt.	B1320-170	170mm 1"Dr. Impact Skt.
B1320-105	105mm 1"Dr. Impact Skt.	B1320-175	175mm 1"Dr. Impact Skt.
B1320-110	110mm 1"Dr. Impact Skt.	B1320-180	180mm 1"Dr. Impact Skt.
B1320-115	115mm 1"Dr. Impact Skt.	B1320-185	185mm 1"Dr. Impact Skt.
B1320-120	120mm 1"Dr. Impact Skt.	B1320-190	190mm 1"Dr. Impact Skt.
B1320-125	125mm 1"Dr. Impact Skt.	B1320-195	195mm 1"Dr. Impact Skt.
B1320-130	130mm 1"Dr. Impact Skt.	B1320-200	200mm 1"Dr. Impact Skt.
B1320-135	135mm 1"Dr. Impact Skt.		



1"Drive 6Point Thin Wall Truck Impact Sockets

3/4" Drive Truck Pinion Locknut Sockets

New Metric Sizes Added to the Range

Extra deep, engineered with the proper clearance to fit the yoke & locknut assembly on truck transmissions & differentials. Sockets have high torque rating needed to service these locknuts eliminating having to grind and modify standard sockets.

Part No.	Size	Description	Drive	Length
J1975	2"	6 Point Pinion Locknut Socket	3/4"Square	4"(100mm)
J1976	2.1/8"	6 Point Pinion Locknut Socket	3/4"Square	4"(100mm)
J1977	2.1/4"	6 Point Pinion Locknut Socket	3/4"Square	4"(100mm)
J1978	2.3/8"	6 Point Pinion Locknut Socket	3/4"Square	4"(100mm)
J1981	2.1/2"	6 Point Pinion Locknut Socket	3/4"Square	4"(100mm)
J1979	2.5/8"	6 Point Pinion Locknut Socket	3/4"Square	4"(100mm)
J1980	2.3/4"	6 Point Pinion Locknut Socket	3/4"Square	4"(100mm)
J1982	55mm	6 Point Pinion Locknut Socket	3/4"Square	4"(100mm)
J1983	65mm	6 Point Pinion Locknut Socket	3/4"Square	4"(100mm)



3/4"Drive Pinion Lock Nut Sockets

Truck Axle & Wheel Nut Wrenches

A1279 Pin Type Universal Axle Nut Wrench

This adjustable pin wrench is used for tightening and loosening the rear housing nuts on vehicles over 2 tons using the circular type nuts. Both sides can be adjusted & easy to centre as a scale is clearly marked on the wrench. 3 Pair of 14mm diameter pins are supplied to suit pin hole diameters of 5.5mm, 6.8mm, 9.1mm. The 120mm long cross block with elongated slots allows for universal applications.

Pin Circle Diameters: 48mm to 100mm

Pin Legs(Pair): A1279-55 5.5mm, A1279-68 6.8mm, A1279-91 9.1mm

Drive: 1/2" Square Drive



A1279



Truck Transmission Sensor Socket

A1263 27mm 8 Point Truck Position Sensor Socket

This tool removes and replaces the position sensor on Mercedes Benz commercial vehicles of the SK series. Also on Axtros, MAN commercial vehicles, Scania, ZF16 speed gearbox.

Size: 27mm 8 Point opening x 1/2"Drive

Material: SCM440 HRC30° - 35° Length: 60mm

This tool is not for use with an impact wrench.




A1263 27mm 8 Point



BPW Truck Wheel Bearing & Axle Nut Sockets



3/4" Drive



**B1050-2 95mm
6 Point Oval Shape**

B1050-2 95mm BPW Truck Rear Wheel Axle Nut Socket 6.5 to 9 Ton

3/4" Drive 95mm oval shaped socket 6.5 to 9 ton BPW rear wheel socket for extracting the rear axle cover.

Opening: 95mm Oval Shaped.

Drive: 3/4" Square Drive. *Other BPW sockets are listed on page No.75 of the T&E Tools C2009 catalogue*



A1281 3/4" Drive

85mm

A1281 85mm BPW 16 Ton Roller Bearing Axle Nut Socket

Fix bearing in the right position while removing / installing the lock nut, Regulate the lock nut using a torque wrench adjusted to original manufactures specification.

Size: 85mm x 6 Point opening.

Drive: 3/4" Square drive.



3/4" Drive



B1171

40mm x 2 SW 65mm

B1171 BPW 6.5 & 9 Ton Roller Bearing Axle Nut Socket

First, use B1050-2 Hubcap Nut Socket to remove the axle cap. Second, this wrench is designed to remove and replace the axle lock nut to service or replace the wheel bearings.


Use with an adjustable torque wrench according to manufactures torque setting.

Size: 40mm x 2 SW 65mm. Suits 6.5 and 9 ton BPW Axles

Drive: 3/4" Square Drive.

Scania Truck Wheel Bearing & Axle Nut Sockets

3/4" Drive



100mm 8 Point

B1126



100mm 8 Point

A1126

A1126 Scania Rear Wheel Axle Nut Socket & "T" Handle 100mm 8 Point

100mm 8 point socket wrench removes and installs the rear axle nut on Scania rear wheel truck axles.

Size: 100mm x 8 Point opening

Drive: "T" Handle Drive.



**B1125 Front Wheel Socket
Remove axle lock nut**



3/4" Drive

80mm

B1125 8 Point

B1126 Scania Rear Wheel Axle Nut Socket 100mm 8 Point

100mm 8 point 3/4" drive socket removes and installs the rear axle nut on Scania rear wheel truck axles.

Size: 100mm x 8 Point opening.

Drive: 3/4" Square Drive.

B1125 Scania Front Wheel Axle Nut Socket 80mm 8 Point

This 3/4" Drive 80mm 8 point socket removes and installs the front axle nut on Scania truck axles.

Size: 80mm x 8 Point opening.

Drive: 3/4" Square drive.



**A1278 Axle Hub Nut Socket
Adjust axle bearing nut**



3/4" Drive

A1278 8 Tooth

A1278 Scania (420) Axle Hub Nut Socket 119mm x 8 Tooth

This eight tooth socket is designed to adjust the bearing nut when removing or installing the truck axle on Scania (420) axles.

Applicable: Scania (420) truck axles.

Size: 103mm Inner Diameter.

119mm Outer Diameter.

Drive: 3/4" Square drive. 8 Tooth Socket.

Scania Truck Service Tools

A1227 Scania Truck Camshaft Rotator

This tool is designed to rotate the camshaft for timing the engine and other engine repairs.
Applicable: All Scania truck engines.
Drive: 1/2" Square Drive.



A1257 Scania (340) Electromagnetic Injection Valve Cap Socket

This tool is designed to tighten and to loosen the electromagnetic injection valve cap on Scania (340) trailers.
Applicable: Scania (340) trailer.
Size: 38mm Octagon (8 point).
Drive: 1/2" Square Drive.



A1265 Scania Pitman Arm Puller (58mm)

Heavy duty cup type pitman arm pullers offer a more precise method for removing the pitman arm, different from the traditional type. The forged cup housing fits exactly over the pitman arm and prevents any damage that could destroy the steering arm. This model is applicable for heavy European trucks: Scania etc.
Opening: 2.5/16"(58mm) *Length:* 7.3/4"(195mm)
Bolt Diameter: 42mm x 3mm pitch.
Drive: 3/4" Square Drive.



A1350 Scania Radiator Adaptor

This quick coupling female adaptor is used to purge or refill radiator fluid on Scania 340 / 360 trucks and buses. It provides a quick and clean method of fluid transfer and prevents an unwanted spillage.
Applicable: Scania (340 / 360) trucks and buses.



Fuwa Truck Wheel Bearing & Axle Nut Sockets

A1283 Fuwa Wheel Shaft Cover Socket 123mm 8 Point


This 1" Drive 123mm 8 point socket removes and installs the rear axle cover on Fuwa truck axles.
Size: 123mm x 8 Point opening.
Drive: 1" Square Drive.



Daewoo Truck Wheel Bearing & Axle Nut Sockets

A1287 Daewoo Truck Wheel Axle Socket 116mm 6 Point

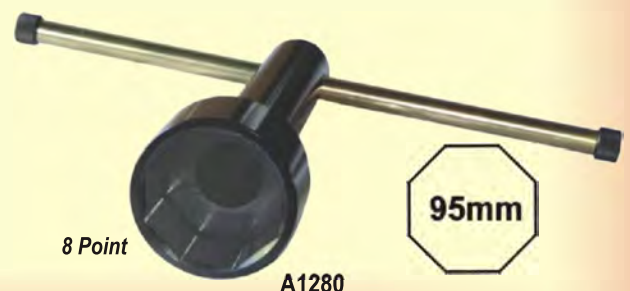
Removes and replaces the wheel axle nut on Daewoo trucks.
Size: 116mm 6 Point Opening.
Drive: 3/4" Square Drive.




York Truck Wheel Bearing & Axle Nut Sockets

A1280 95mm York Truck 8 Point Wheel Bearing Lock Nut Socket

Fix bearing in the right position while removing / installing the lock nut, Regulate the lock nut using the sliding "T" bar to adjust the tightness of the bearing.
Size: 95mm x 8 Point opening.




Volvo Truck Axle Nut Sockets & Service Tools



A1238 Volvo Truck Axle Nut Socket
105mm 6 Point

Fix bearing in the right position while removing / installing the lock nut. Regulate the lock nut with impact wrench or hand wrench to adjust the tightness of the bearing
Size: 105mm x 6 Point opening.
Drive: 3/4" Square Drive.



B1238 Volvo Truck Axle Nut Socket
95mm 6 Point

Fix bearing in the right position while removing / installing the lock nut, Regulate the lock nut with impact wrench or hand wrench to adjust the tightness of the bearing
Size: 90mm x 6 Point opening.
Drive: 3/4" Square Drive.



A1176 Volvo Truck Wheel Shaft Cover Socket
115mm 8 Point

Used to dismantle and replace the front and rear wheel axle covers on Volvo trucks.
Size: 115mm Octagon opening.
Drive: 3/4" Square Drive.



A1175 Volvo Truck Camshaft Rotator

Special 3/4"drive tool for rotating the engine and camshaft for setting the timing on Volvo diesel truck engines.
Also Listed on Page 183 of the T&E Tools C2009 catalogue.



A1186 Volvo Truck Front Wheel Shock Absorber Spring Washer Removal Socket

Special two pin socket for removal and replacement of spring washer holding the front wheel shock absorber on Volvo trucks.
Pin Diameter: 8.73mm **Circle Diameter:** 37mm
Drive Size: 27mm Hexagon.



B1186 Volvo Truck Rear Wheel Shock Absorber Spring Washer Removal Socket

Special Double "D" socket for removal and replacement of spring washer holding the rear wheel shock absorber on Volvo trucks.
Opening: 28.5mm x 60mm Double "D"
Drive Size: 3/4"Square Drive.



B1350 Volvo Truck Radiator Adaptor

This quick coupling female adaptor is used to purge or refill radiator fluid on Volvo trucks.
It provides a quick and clean method of fluid transfer and prevents an unwanted spillage.
Applicable: Volvo trucks.



A1380 Volvo Truck Fan Bearing Base socket

This special four lug socket is used to remove the fan base bearing on engines fitted to Volvo trucks.
Size: 53mm Diameter 4 lug socket.
Drive Size: 1/2"Square Drive.
Applicable: Volvo trucks.

Volvo Truck Special Service Tools

A1363 Volvo Truck King Pin Bearing Puller

This special puller removes the bearing from the king pin housing on Volvo trucks, new series after FM12.

Genuine number: 9998621

Bearing Stock number: SKF 2619334W

Applicable: Volvo trucks.



A1363

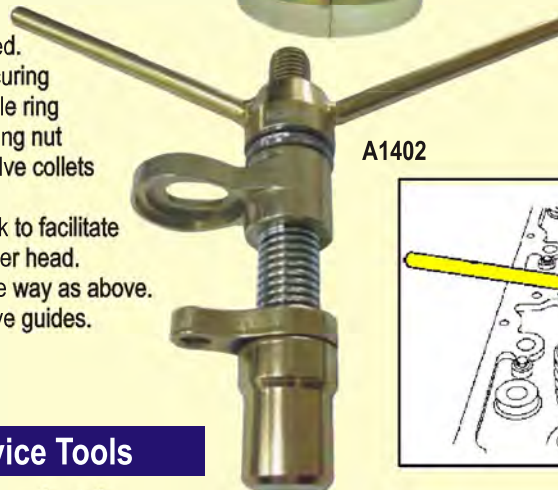
A1402 Volvo FM 12 Valve Spring Compressor

Place the cylinder head on a flat clean surface to prevent the cylinder head from scratching when the valves are being removed. Install the press tool into the injector hole securing it with the M10 X 30 thread. Place the movable ring over the valve spring cap & wind down the wing nut until the valve disc is compressed and the valve collets are removed.

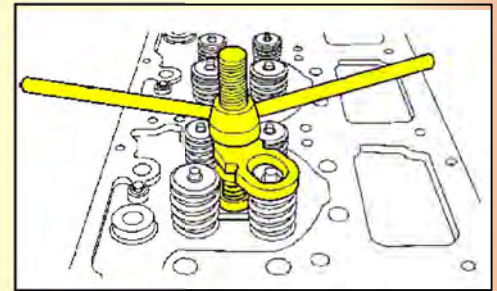
Note: Place valves & springs in a marked rack to facilitate re-installation in the same place in the cylinder head. Remove remaining valve springs in the same way as above. Remove & replace the oil seals from the valve guides.

Applicable: Volvo FM Trucks

Genuine Number: 99902100



A1402



Mercedes Benz Truck Special Service Tools

A1314 Benz / MAN Truck Axle Nut Socket (60 x76mm)

This special axle nut socket for use on MAN and Mercedes Benz trucks has a rectangular shape of 60mm x 76mm.

Applicable: MAN & Mercedes Benz 9 ton (strengthen front axle VL5) Benz SK front axle VL5/1 D-9, VL5/2 D9, series 2629 / 6x4, 2635 K / 6x4, 3535 K8 / x 4/4, such as Benz Actros with disc brake & FAUST 9 ton front axle.



A1314

B1314 Benz / DAF Truck Axle Nut Socket (56 x71mm)

This special axle nut socket for use on MAN and Mercedes Benz trucks has a rectangular shape of 56mm x 71mm.

Applicable: DAF and Mercedes Benz 363, 385, 387, 389, 391, 393, 395, 617, 620, 621, 622, 623, 625, 649, 3/8, 13, VO, 3/10, VL 4/7,9, 10, VD 4/20, (Benz Actros 652 330 0088), Benz 0303, 0305-G00307, VO 3/10, 4/11, 4/13, 04/19.

Kassbohrer / Setra S210, S215, SG219-2218, 6-507, 5, S216, HDS OS, 228 DT8.



B1314



Mercedes Axle Nut

A1387 Mercedes Benz Axle Nut Socket (95mm)

Special deep 12 point socket for use on Mercedes Benz axle nut. The special shape allows the socket to reach inside the axle housing to reach the male nut.

Can be used with an impact wrench or a torque wrench.

Applicable: Mercedes Benz Trial.

Size: 95mm 12 point deep socket.

Drive: 36mm Male Hexagon.

36mm Male Hexagon Drive
12Point Opening



A1387



A1387

A1384 Benz Truck Transmission Oil Level Gauge

Special measuring gauge for Mercedes Benz truck transmission oil level.

Applicable: All Mercedes Benz truck engines.



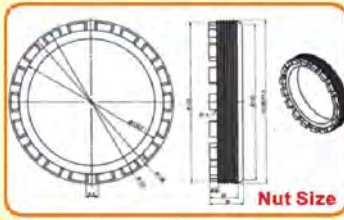
A1384

MAN Truck Special Service Tools



A1344

3/4" Drive



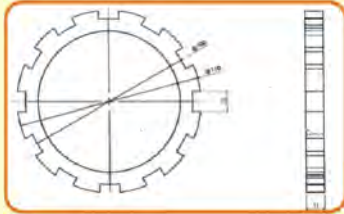
A1344 MAN / Benz Differential Rear Nut Socket

This special six lug socket is used on the differential on MAN and Mercedes Benz for removal and replacement of the rear nut.
Inside Diameter: 53.5mm.
Outside Diameter: 72mm.
Width of Teeth: 8.7mm. (6 Lug.)
Drive: 3/4" Square Drive.




A1345

3/4" Drive



A1345 MAN / Benz Drive Axle Nut Socket

This special six lug socket is used for removal and replacement of the axle drive nut on MAN and Mercedes Benz trucks.
Inside Diameter: 100.5mm.
Outside Diameter: 111mm.
Width of Teeth: 11.5mm.
Number of Teeth: Six.
Drive: 3/4" Square Drive.




A1328

3/4" Drive



A1328 MAN TGA Front Wheel Axle Nut Socket

This special six lug socket is used to fix the adjustment on the bearing while removing or installing the truck axle nut. Use the wrench or rod to control the axle nut to tighten or loosen the bearing.
Applicable: MAN-TGA front wheel.
Outside Diameter: 80.5mm. *Width of Teeth:* 5mm.
Number of Teeth: Six. *Drive:* 3/4" Square Drive.



A1329

3/4" Drive



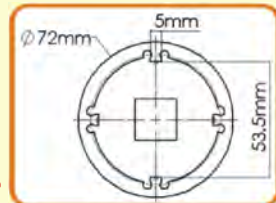
A1329 MAN TGA Drive Axle Nut Socket

This special six lug socket is used to fix the adjustment on the bearing while removing or installing the truck drive axle nut. Use the wrench or rod to control the axle nut to tighten or loosen the bearing.
Applicable: MAN-TGA 460 Drive axle.
Outside Diameter: 158mm. *Width of Teeth:* 5mm. *Number of Teeth:* Six.
Drive: 3/4" Square Drive.




A1228

3/4" Drive



B1075 MAN Front Wheel Hub Installer

This special tool enables the installation of the front wheel hub on MAN trucks. There is a special needle roller bearing inside the tool to prevent friction and increase the power for installation.
Thread Sizes: 40mm x 1.5 Pitch.
 30mm x 6 Threads.



B1075

M40 x 1.5 Pitch

TM30 x 6 Threads


A1228 MAN Truck Transmission Socket

This special four pin socket is used on the transmission shaft on MAN trucks to remove and replace the drive shaft nut.
Inside Diameter: 53.5mm.
Outside Diameter: 72mm.
Width of Teeth: 5mm. *Number of Teeth:* Four.
Drive: 3/4" Square Drive.



A2018-19

1/2" Drive



A2018-19 MAN Oil Filter Wrench 135mm x 18 Point

This special oil filter wrench is designed for removal and replacement of filters fitted to MAN 18 to 48 ton trucks. series F2000, FE and TGA engines. (406, 410, 414, 440, 450).
Size: 135mm x 18 Points.
Drive: 1/2" Square.

Hino Truck Special Service Tools



A2018-21 Hino Oil Mist Separator Wrench (107mm)

Special eight rib wrench used for removing and replacing the oil mist separator on Hino trucks, year 2003-2006 or after year 2010.
 Genuine number: 103251, S234701-11840-A
Size: 107mm Diameter with 8 Ribs.
Drive: 1/2" Square Drive.

Isuzu Truck Specialty Service Tools



A1261 Isuzu Crankshaft Rear Oil Seal Installer (3.5Ton)

This tool is specifically designed for preventing the rear oil seal from damage when it is installed. It is easy to use. Installs the rear oil seal accurately saving down time and extra expense.

Applicable: Isuzu 3.5 Ton
Models: 4JB1, 4JG2, 130HP / 150HP.
Oil Seal Genuine Number:
 BZ4962-E, 3-9707-1561.



Rear Oil Seal: BZ4962-E



B1261 Isuzu Crankshaft Front Oil Seal Installer (3.5Ton)

This tool is designed to install the front oil seal on the crankshaft without causing any damage to the seal.

Applicable: Isuzu truck - 3.5 Ton.
Genuine seal number: BZ4961E.



Rear Oil Seal BZ4219E
 Front Oil Seal BZ4365E



A1122 Isuzu Crankshaft Oil Seal Replacer (4 & 6 Ton) Front & Rear Seals

This tool is specifically designed for preventing damage to the front & rear oil seals and related parts from damage when installed. It is easy to use. Installs front and rear oil seals accurately saving down time and extra expense.

Applicable: Isuzu Truck 4 & 6 Ton.
Models: 4HF1, 4HG1, 6HH1, 6HK1.
Oil Seal Genuine Number:
Front: BZ4365-E
Rear: BZ4219-E

Mitsubishi Truck Specialty Service Tools




A1248 Mitsubishi Delica 2500cc Wheel Nut Remover

Special two pin socket for loosening and tightening the nuts when removing or replacing the wheel on Mitsubishi Delica 2500cc.

Applicable: Mitsubishi Delica 2500cc.
Size: PCD 60mm x 8mm Pins Two points.
Drive: 1/2" Square Drive.

UD Diesel Truck Specialty Service Tools



A1351 Nissan UD Truck CK450 Crankshaft Oil Seal Installer

This tool is designed to install the rear oil seal on the crankshaft without causing any damage to the seal.

Applicable: Nissan UD truck - CK450 Over 20Ton.
 Genuine seal number: BZ5967E

Truck Geared & Telescopic Wheel Wrenches



Includes:
21mm 4Pt. x 1" Drive Impact Socket
41mm 6Pt. x 1" Drive Impact Socket

QL-58A

Important: Check the direction of handle for tightening & loosening



Includes:
21mm 4Pt. x 1" Drive Impact Socket
41mm 6Pt. x 1" Drive Impact Socket

QL-88BS

Important: Check the direction of handle for tightening & loosening



TW5010

QL-58A 3200 Nm 1" Drive Torque Multiplier 58 to 1 Geared Wrench

This mechanical wrench multiplies the torque output at a ratio of 58 to 1 giving the power to undo & tighten the most stubborn fasteners found on truck & tractors. It is supplied with two 1" Drive impact sockets in a molded carrying case.

Sizes: 21mm Square x 1" Square Drive Impact Socket.
41mm Hexagon (6Pt.) x 1" Square Drive Impact Socket.
Weight: 13.5/8 Lb.(6.2kg.)

QL-88BS Two Speed 3200 Nm 1" Drive Torque Multiplier 58 to 1 Geared Wrench

This mechanical two speed wrench multiplies the torque output at a ratio of 3 to 1 on the first speed & 58 to 1 on the second speed giving the power to undo & tighten the most stubborn fasteners found on trucks & tractors. It is supplied with two 1" Drive impact sockets in a molded carrying case.

Sizes: 21mm Square x 1" Square Drive Impact Socket
41mm Hexagon (6Pt.) x 1" Square Drive Impact Socket
Weight: 6.5kg

TW5010 Truck Telescopic Wheel Nut Wrench

For installing and removing wheel nuts / bolts on commercial vehicles. Extra long lever arm (max. length 1,430 mm) allows application of high forces up to 1,200 Nm. in extended position. Three part tool can be disassembled and allows for space-saving storage. The fitting accuracy of interior and exterior tube provides exact and safe fit in every length. Safety pin avoids unintentional loosening. Safety pin diameter of 3mm.

Special welding method provides force-fit connection of inside square and the 20.3/4"(527mm) external tube.
Maximum Length: 56.1/4"(1.43m)

Truck Axle Thread Restorers

A1183 Truck Axle Thread Restorer

*Clean the trailer axle thread with oil before operating.
Place the die on good inner threads and correct the thread by working from inside to the outside,*

Dies Supplied:

- A1183-A1: European Scania front wheel 60mm Diameter x 2.0 Pitch.
Also BPW Trailer 16 tons.
- A1183-A2: European Scania back wheel 85mm Diameter x 2.0 Pitch.
Also Japanese Fuso Back wheel.


Optional Dies:

- A1183-01: ROR Trailer 65mm Diameter x 1.5 Pitch
- A1183-02: York Trailer 2.1/2" Diameter x 16UNC
- A1183-03: BPW Trailer 12 ton 52mm Diameter x 2.0 Pitch
UD 10.5 ton & over
- A1183-04: Fuso M90 95mm Diameter x 2.0 Pitch
- A1183-05: Hino 15 ton & over 40mm Diameter x 1.5 Pitch
UD 10.5 ton & under
Fuso 8.8 & 10.5 ton
MAN 410 /414 front wheel
- A1183-06: Fuso 15 & 20 ton 48mm Diameter x 1.5 Pitch
- A1183-07: Volvo FL10 front wheel 52mm Diameter x 1.5 Pitch

Note: There are many other Metric & Imperial Threaded Dies on request.

A1183HANDLE Truck Axle Thread Restorer Die Handle Only

Replacement die handle only for A1183 Truck Axle Thread Restorer.
Size: Die = 152mm x 135mm.




Material: SKD11
Hardness: HRC60-62

A1183



Interchangeable Dies



A1183HANDLE



Truck Brake Shoe Lining Calipers

A1169 Volvo Truck Front / Rear Brake Shoe Lining Inside Caliper

Extend wide open to hold brake shoe steel by locking the A1169 Inside Caliper Tool to the anchor bolts. Take out the brake shoe bolts and change the new brake shoe linings.
Applicable: All model Volvo Trucks.




Genuine Volvo Stock Number 9996956

A1169

Truck King Pin & Anchor Pin Pushers

A1236 Truck King Pin & Anchor Pin Pusher (Mechanical)

Push stubborn king pins and anchor pins from their socket. 25 Tons of force from the tooling is supplied for removal of Scania 320 / 340 / 360 king pins. Also fits king pins & anchor pins on most trucks and buses. *Weight:* 38.5.7kg.



A1236 (Mechanical)

A1339 30 Ton King Pin & Anchor Pin Pusher

Because of the weight to support the tooling and hydraulics an adjustable support frame with a geared turning wheel that adjusts the pin pusher to the correct angle to push stubborn king pins and anchor pins from their socket. The 30 ton hydraulic ram is powered with the A3036 Air / Hydraulic Pump. This unit is applicable to work on most trucks and buses.
Capacity: 30Tons
Length: 1450mm *Width:* 500mm *Height:* 1550mm



A1339 (Hydraulic)

B1339 75 Ton King Pin & Anchor Pin Pusher

Similar to the A1339 King Pin & Anchor Pin Pusher except fitted with a 75 ton hydraulic cylinder & the D3036 Air/Hydraulic 7600c.c. pump. (Not Illustrated)

B1339 75 Ton King Pin & Anchor Pin Pusher Is the same as A1339 with a larger Ram & Pump

Truck Transmission Bearing Puller Adaptors

Additional Adaptors for A1120 Transmission Bearing Puller

A1120-310 Scania Truck Transmission Bearing Puller Adapter

Optional accessory adaptor to use with A1120 Truck. Transmission Bearing Puller on page 113 of C2009 catalogue.



A1120-308 Isuzu Truck Transmission Bearing Puller Adapter

Optional accessory adaptor to use with A1120 Truck. Transmission Bearing Puller on page 113 of C2009 catalogue.



A1120-309 Hino Kuozui 15Ton Truck Transmission Bearing Puller Adapter

Optional accessory adaptor to use with A1120 Truck. Transmission Bearing Puller on page 113 of C2009 catalogue.



Sleeve Fitting into Groove



Truck Valve Spring Compressor



A1338 Universal Truck Valve Spring Compressor

Heavy duty truck valve lifter for truck over head valve engines. Metric studs screw into head stud holes for rigid support.
Suits: Fuso, Hino, Isuzu, Volvo and truck engines with metric threaded head studs.

Size of Engine Valve Lifter Support Stud

Part No.	Size	Length
A1338-1	14mm x 1.5 Pitch & 16mm x 2 Pitch	240mm
A1338-2	12mm x 1.75 Pitch & 16mm x 2 Pitch	240mm
A1338-3	10mm x 1.5 Pitch & 16mm x 2 Pitch	240mm
A1338-4	10mm x 1.25 Pitch & 16mm x 2 Pitch	240mm
A1338-5	8mm x 1.25 Pitch & 16mm x 2 Pitch	240mm

A1338

A1338-5
8mm x1.25

A1338-3
10mm x1.5

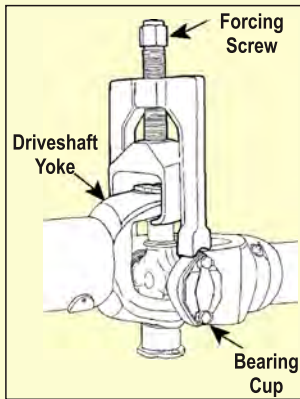
A1338-1
14mm x1.5

A1338-4
10mm x1.25

A1338-2
12mm x1.75



J7058




Truck Universal Joint Service Set

J7058 Spicer / Rockwell / Meritor Universal Joint Service Tool Set

Removes rusted and corroded bearings easily & mechanically, without damage to the U-Joint components. It applies up to 7 tons of force to separate the yoke assembly & remove bearings correctly. Fits practically all Class 7 and 8 trucks.
Spicer: 1610, 1710, 1760, 1810, 1880 Spicer SPL 140, 170,
Rockwell: 16N, 17N, 18N, & 1710 Series universal joints.
Meritor: RPL 20 and 25 "Permalube" Series
Capacity: 7 Tons.
Instructions included,

Truck Cylinder Liner Sleeve Puller



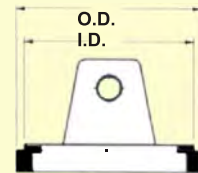
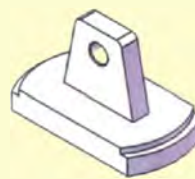
A1336



A1336

A1336 Manual Cylinder Sleeve Puller Set

Manual Sleeve puller set can remove cylinder sleeves from most truck, bus, tractor and other vehicle engines. They work on wet and dry sleeves and do not require removal of head studs. Supplied with the following sleeve remover plates to suit: Fuso 3.5 tons, Fuso 15 tons, Fuso 330, Hino 750, Scania 310. Also can fit many other vehicle engines.



Sleeve Pulling Plates Included with A1336 Set

Part No.	Description	I.D.	O.D.
A1336-10	Sleeve Pulling Plate	119mm	130mm
A1336-11	Sleeve Pulling Plate	129mm	142mm
A1336-12	Sleeve Pulling Plate	126mm	138.5mm
A1336-13	Sleeve Pulling Plate	134mm	140mm
A1336-14	Sleeve Pulling Plate	136.5mm	147mm
A1336-15	Sleeve Pulling Plate	126mm	140mm

Note: There are many other sleeve removal, sleeve installation and machinable blank remover plates that are listed on page 311 of the 2009 catalogue.



A1336-10 A1336-12 A1336-11



A1336-13 A1336-15 A1336-14

Sleeve Pulling Plates



Cylinder Sleeves

CLUTCH / FLYWHEEL HANDLER / WHEEL STUD SPRING PIN METAL BUSH PULLERS



Truck Clutch and Flywheel Handler

2-5018 Truck Clutch and Flywheel Handler

Handles 14" & 15-1/2"(356 & 394mm) clutch assemblies weighing up to 150lbs (68kg). Lifting range of 9" to 37"(229 to 940mm). Swivel casters provide easy manoeuverability. Includes a 2" spline shaft with a 1.1/4" pilot to aid in alignment. Makes the task an easy, one-person job.
Weight: 95 lbs (43kg)

- B218174** Flywheel Handling Attachment For use on No. 5018 only.
- A48625** Optional Splined Shaft 1.3/4" Dia. with a 1.1/4" pilot.
- B440533** Optional Splined Shaft 1.3/4" Dia. with a 1" pilot. Needed for clutch service on some Navistar 466 series engines.
- B314386** Optional 1.3/4" Dia. Alignment Shaft Extension. Used for 2-plate clutch of Navistar 466 series engine.



Truck Wheel Stud Alignment Sleeves

PT712 9Pc. Truck Wheel Stud Sleeve Pin Set

Designed to protect the threads of the wheel studs when removing or replacing the wheel hub on trucks. There are three sets of (3 centreing pins) for mounting truck wheels without any damage to the stud threads.
Sizes: 18mm x 1.5 Sleeve Pins.(set of 3)
20mm x 1.5 Sleeve Pins.(set of 3)
22mm x 1.5 Sleeve Pins.(set of 3)



Truck Spring Metal Bush Remover / Replacer

C1181 10 Ton Hydraulic Truck Spring Pin Metal Bush Remover / Installer


Toyota / Fuso / Isuzu / Scania / Volvo

The 10 ton hydraulic cylinder easily pushes the metal spring bushes from the spring eyes for removal and replacement. Numbers on pictures indicate the correct use for installation and for removal.

Applicable: 4, 6 to 14. Isuzu, Fuso, Toyota medium size wagons, pick ups and most commercial vehicle spring bushes.

Applicable: B4, B5, B7 & B8 to B12 Scania & Volvo trucks.
Instruction included.

Note: B1181 older set, does not include Scania & Volvo adaptors.



D1181 17 Ton Hydraulic Truck Spring Pin Metal Bush Remover / Installer

Scania / Volvo / MAN / Most Heavy Trucks

The powerful 17 ton hydraulic cylinder easily pushes the stubborn metal spring bushes from the spring eyes for removal & replacement on most heavy trucks. Instructions included.

Hydraulic Cylinder: 17 Ton

Applicable: For metal spring bushes on most larger size trucks, tractors, buses etc.



Truck Engine Revolver & Attachments



A1227 Scania Truck Camshaft Rotator

This tool is designed to rotate the camshaft for timing on Scania truck engines.
Size: Spline Tooth x 1/2" Drive

A1337 Truck K/D Rack Engine Revolver

This gear type truck knock down rack engine revolver is designed for engine, transmission and differential maintenance. The replaceable holder base will fit all kinds of engines, transmissions etc. The engine / transmission revolver can be pivoted 360 degrees synchroal, both clockwise and anti-clockwise. It stops at any angle if necessary. Legs can be extended or retracted for storage.
Capacity: 3000Lb (1500kg.)
Length: 1140mm (Extended: 1600mm)
Width: 1000mm **Height:** 1360mm

C1337 Transmission Fixed Base Adaptor

Optional transmission fixed base attachment for connecting transmissions to the A1337 Truck Engine Revolver.
Size: 690mm x 770mm x 600mm.

D1337 Differential Fixed Base Adaptor

Optional differential fixed base attachment for connecting differentials to the A1337 Truck Engine Revolver.
Applicable: U.D. WC520 Two way differential.



Heavy Duty Truck Ramps

TL5701 Twenty Ton Heavy Duty Truck Ramps

These 20 Ton Heavy Duty Truck ramps are suitable for cement, dump, garbage & most heavy trucks. They feature durable heavy duty rubber wheels and a 33"(840mm) retractable "T" handle for convenient mobility. Non-skid rubber matting to prevent slippage and a checker plate ramp to give better traction.
Capacity: 20 ton per pair.
Overall Length: 51" (1295mm)
Tread Width: 10" (254mm)
Frame Height: 9.1/4" (235mm)
Wheel Diameter: 5" (127mm)
Handle Length: 33" (838mm)
Weight: 233Lb (104kg) per pair.

TL5701 10"(254mm) Tread Width

TL5702 Twenty Ton Heavy Duty Truck Ramps

These 20 Ton Heavy Duty Truck ramps are suitable for cement, dump, garbage & most heavy trucks. They feature durable heavy duty rubber wheels and a 33"(840mm) retractable "T" handle for convenient mobility. Non-skid rubber matting to prevent slippage and a checker plate ramp to give better traction.
Capacity: 20 ton per pair.
Overall Length: 51" (1295mm)
Tread Width: 16" (406mm)
Frame Height: 9.1/4" (235mm)
Wheel Diameter: 5" (127mm)
Handle Length: 33" (838mm)
Weight: 319Lb (142kg) per pair.

TL5702 16"(406mm) Tread Width

Heavy Duty Truck Jack Stands

A2226 18" 12 Ton Screw Type Truck Jack Stand

Extra heavy duty truck jack stand. Saddle has a wind up thread with knurled nut and threaded stud. Thrust bearing under Knurled nut.
Capacity: 12 Ton. (12,000 kg)
Height: Max. 710mm Min. 456mm
Width: 467mm sq. **Weight:** 18.5kg.

B2226 24" 12 Ton Screw Type Truck Jack Stand

Same features as A2226 but has extra height.
Height: Max. 868mm Min. 614mm
Capacity: 12 Ton. (12,000 kg) **Width:** 590mm sq. **Weight:** 21kg.

C2226 28" 12 Ton Screw Type Truck Jack Stand

Same features as A2226 but has extra height.
Capacity: 12 Ton. (12,000 kg)
Height: Max. 1065mm Min. 710mm
Capacity: 12 Ton. (12,000 kg) **Width:** 670mm sq. **Weight:** 25kg.

A2157 15,000 LB Truck Jack Stand (870mm)

Extra heavy duty truck jack stand, fully welded with spring operated swivel casters for easy positioning. Saddle has a wind up thread & the removable tube can be set at eleven different intervals.
Capacity: 6,828 kg. (15,000 Lb.) (6.8 Ton)
Width: 803mm **Length:** 698.5mm
Height: Max. 1410mm Min. 870mm
Stroke: 540mm **Weight:** 45kg.

A2158 15,000 LB Truck Jack Stand (1426mm)

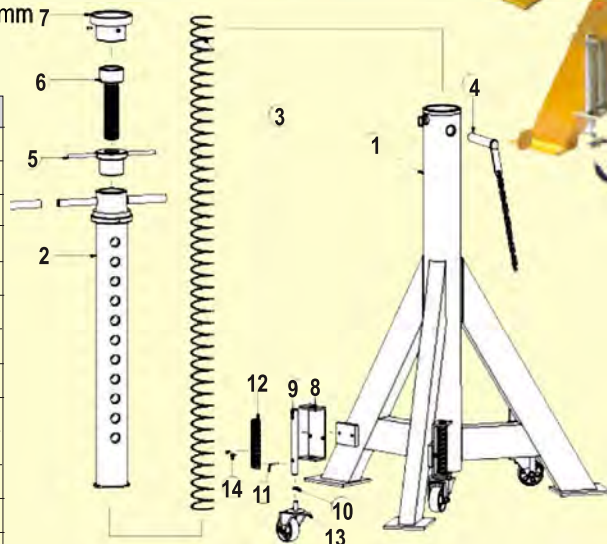
Extra heavy duty truck jack stand, fully welded with spring operated swivel casters for easy positioning. Saddle has a wind up thread & the removable tube can be set at eleven different intervals.
Capacity: 6,828 kg. (15,000 Lb.) (6.8 Ton)
Width: 803mm **Length:** 698.5mm
Height: Max. 2096mm Min. 1426.5mm
Stroke: 670mm **Weight:** 58kg.

B2158 33,000 LB Truck Jack Stand (15 Ton)

Extra heavy duty truck jack stand, fully welded with spring operated swivel casters for easy positioning and portability. Saddle has a wind up thread and the removable tube can be set at eleven different intervals.
Capacity: 14,732 kg. (33,000 Lb.) (15 Ton)
Width: 948.5mm **Length:** 821.5mm
Height: Max. 2089mm Min. 1389mm
Stroke: 700mm **Weight:** 98kg.

Parts List for B2158 33,000lb. Truck Jack Stand

Part No.	Description	Qty
B2158-1	Stand Body	1
B2158-2	Removal Tube	1
B2158-3	Spring	1
B2158-4	Load Pin	1
B2158-5	Swivell Adaptor	1
B2158-6	Spindle Assy.	1
B2158-7	Saddle	1
B2158-8	Frame	3
B2158-9	Pin	3
B2158-10	washer	3
B2158-11	Spring Pin	3
B2158-12	Spring	3
B2158-13	Caster	3
B2158-14	Screw	6



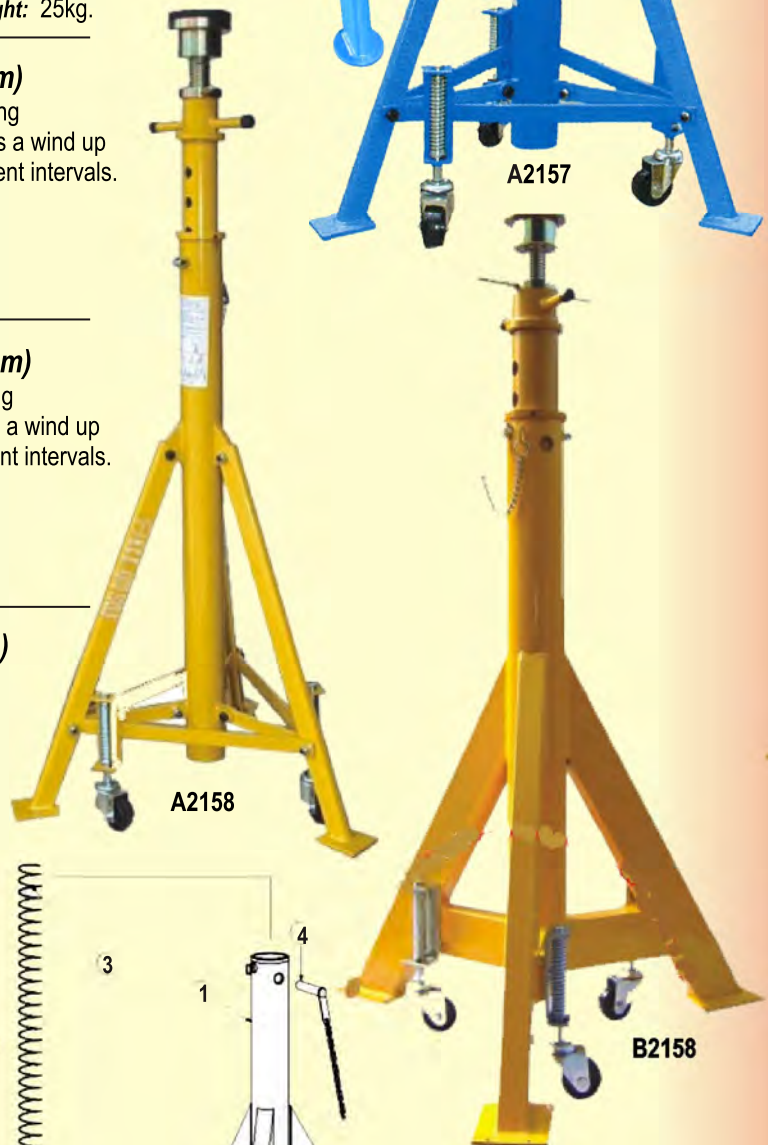
Break up & parts list for B2158 Axle Stand

Thrust bearing race under adjusting nut reduces friction when changing height

Manufactured to Industry Standards



A2226 18"
 B2226 24"
 C2226 28"



A2157

A2158

B2158



Spring loaded castor

Truck Crankshaft Pulley Extractor

A1222 Universal Crankshaft Pulley Extractor

This 20Ton hydraulic crankshaft pulley extractor removes the pulley to enable the installation of a new crankshaft oil seal. This tool helps to take apart the rusted drive shaft and remove the hub.

Applicable: Most Japanese and European trucks. Such as Hino 20 ton former and new 35 ton. Scania, Mercedes Benz, Volvo etc.

Puller Plate: Eight slot 158mm outside diameter.

Ram Extensions: 2"(50mm) and 6"(150mm).

Capacity: P.C.D. 84mm to 136mm diameter.



Truck Extra Deep Two Way Oil Filter Wrench

D2094 Large / Extra Deep Two Way Oil Filter Wrench

Heavy duty drop forged steel, extra deep two way oil filter wrench with serrated jaws to grip the filter securely.

Spring loaded cam action reverses the drive direction for either removal or replacement.

For use when access to filter is only from the end.

Drive Size: 1/2" Square Drive or 21mm wrench.

Capacity: 4.1/8" to 6"(104 to 150mm).

Jaw Depth: 64mm



Truck Brake Lining Shoe Loader

A1383 Electric Brake Lining Shoe Loader

This machine is actuated by a .75KW 240 volt electric motor. It can punch out old rivets quickly and easily, then set new rivets using roll head punches that fasten and secure the lining to the brake shoe. Interchangeable heads include three rivet remover punches, three roll head rivet fastener punches, and five different diameter anvils to support rivet head.

Maximum capacity of the cylinder: 2.7 Ton.

Maximum pressure at rivet head: 140 kg/cm²

Ram Stroke: 100mm

Range of Height: 530 to 690mm

Dimensions: 580mm x 500mm x 1290mm

Weight: 60lb.(27Kg)

Interchangeable Riveting Heads

A1187-10 4mm Rivet Remover

A1187-11 6mm Rivet Remover

A1187-12 8mm Rivet Remover

A1187-13 7mm Roll Head Rivetter

A1187-14 9mm Roll Head Rivetter

A1187-15 11mm Roll Head Rivetter

A1187-16 5Pc. Anvil Set



Truck Brake Shoe



Rivet Remover Punch Interchangeable Heads



Moveable Accessory Box



A1383

Two Way Hydraulic Foot Pedal



Truck Track Rod Adjusting Wrenches


J7934 Universal Track Rod Adjusting Tool

Powerful self locking jaw grips firmly onto stubborn track rods on most vehicles for loosening & tightening.

Jaws operate with a ratchet type action.

Size Range: 9/16" to 15/16"(14 to 24mm)

Length: 15.3/4"(400mm)



J7934

J7935 Universal Truck Track Rod Adjusting Tool

Powerful self locking jaw grips firmly onto stubborn track rods on trucks for loosening & tightening.

Jaws operate with a ratchet type action.

Size Range: 1.5/8" to 2.1/4"(40 to 55mm)

Length: 26.3/8"(670mm)



J7935

Measuring Tools Page No. R153 to R156

 Outside Micrometers..... Page No. R153

 Inside Micrometers..... Page No. R154

 Dial Vernier Calipers..... Page No. R153

 Digital Depth Gauges Page No. R153

 Digital Portable Scales 0 to 30kg Page No. R156

Grease Gun Nozzles & Accessories Page No. R155

 Lubrication Accessory Kit Page No. R155

 Grease Injector Needle Page No. R155

 Grease Gun Flexible Extension Hoses Page No. R155

 Grease Gun Couplers,| Straight, 90°,Swivel Page No. R155

 Grease Gun Couplers,| Rubber Tip, Needle Nose Page No. R155

Miscellaneous Tools Page No. R156

 Soldering Iron & Gas Torch Tool Kit Page No. R156

 Flexible Spout Oil Cans Page No. R156

 Number / Letter Punches with Type Holder..... Page No. R156

 1/4"NPT Airline Tailpiece Fittings Page No. R156

 Water Blast Gun (Pneumatic) Page No. R156



**Measuring, Grease Gun Accessories
& Miscellaneous Tools**

Standard Metric Micrometers

OM1605-1 0 to 25mm Outside Micrometer

Satin chrome plated, side lever lock, ratchet stop to micrometer adjustment. **Readings:** 0 to 25mm **Graduations:** 0.01mm

OM1605-2 25mm to 50mm Outside Micrometer

Satin chrome plated, side lever lock, ratchet stop to micrometer adjustment. **Readings:** 25 to 50mm **Graduations:** 0.01mm

OM1605-3 50mm to 75mm Outside Micrometer

Satin chrome plated, side lever lock, ratchet stop to micrometer adjustment. **Readings:** 50 to 75mm **Graduations:** 0.01mm

OM1605-4 75 to 100mm Outside Micrometer

Satin chrome plated, side lever lock, ratchet stop to micrometer adjustment. **Readings:** 75 to 100mm **Graduations:** 0.01mm

OM1605SET 0 to 100mm Outside Micrometer Set

Satin chrome plated, side lever lock, ratchet stop to micrometer adjustment. **Readings:** 0 - 25mm, 25 - 50mm, 50 - 75mm, 75 - 100mm **Graduations:** 0.01mm
Supplied in wooden case.

Digital Metric / Inch Micrometers

DM1620-1 Digital Outside Micrometer (Inch/Metric)

4 Button, on off, data hold, ABS, origin set, mm to inch conversion. **Readings:** 0 to 25mm / 0 to 1" **Resolution:** 0.001mm / 0.00005"

DM1620-2 Digital Outside Micrometer (Inch/Metric)

4 Button, on off, data hold, ABS, origin set, mm to inch conversion. **Readings:** 25 to 50mm / 1" to 2" **Resolution:** 0.001mm / 0.00005"

DM1620-3 Digital Outside Micrometer (Inch/Metric)

4 Button, on off, data hold, ABS, origin set, mm to inch conversion. **Readings:** 50 to 75mm / 2" to 3" **Resolution:** 0.001mm / 0.00005"

DM1620-4 Digital Outside Micrometer (Inch/Metric)

4 Button, on off, data hold, ABS, origin set, mm to inch conversion. **Readings:** 75 to 100mm / 3" to 4" **Resolution:** 0.001mm / 0.00005"

DM1620SET Digital Outside Micrometer Set (Inch/Metric)

4 Button on, off, data hold, ABS, origin set, mm to inch conversion. **Readings:** 0 to 25mm / 0 to 1" **Resolution:** 0.001mm / 0.00005"
Readings: 25 to 50mm / 1" to 2" **Resolution:** 0.001mm / 0.00005"
Readings: 50 to 75mm / 2" to 3" **Resolution:** 0.001mm / 0.00005"
Readings: 75 to 100mm / 3" to 4" **Resolution:** 0.001mm / 0.00005"
Supplied in blow mold case.

Imperial Measurement Dial Vernier Calipers

MT020-6 6" Dial Vernier Caliper Stainless / Steel


Imperial scale dial caliper made from stainless steel and shockproof dial mechanism. 0 to 6" **Graduations:** 0.001"

MT020-8 8" Dial Vernier Caliper Stainless / Steel

Imperial scale dial caliper made from stainless steel and shockproof dial mechanism. 0 to 8" **Graduations:** 0.001"

MT020-12 12" Dial Vernier Caliper Stainless / Steel

Imperial scale dial caliper made from stainless steel and shockproof dial mechanism. 0 to 12" **Graduations:** 0.001"



Inside Micrometers - Metric

IM1701-1 5mm to 30mm Inside Micrometer

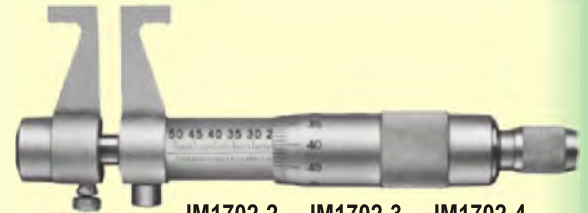
Satin chrome plated, side lever lock, ratchet stop to micrometer adjustment. **Readings:** 5 to 30mm **Graduations:** 0.01mm



IM1701-1

IM1702-2 25mm to 50mm Inside Micrometer

Satin chrome plated, side lever lock, ratchet stop to micrometer adjustment. **Readings:** 25 to 50mm **Graduations:** 0.01mm



IM1702-2 - IM1702-3 - IM1702-4

IM1702-3 50mm to 75mm Inside Micrometer

Satin chrome plated, side lever lock, ratchet stop to micrometer adjustment. **Readings:** 50 to 75mm **Graduations:** 0.01mm

IM1702-4 75mm to 100mm Inside Micrometer

Satin chrome plated, side lever lock, ratchet stop to micrometer adjustment. **Readings:** 75 to 100mm **Graduations:** 0.01mm

IM1706SET 5 to 100mm Inside Micrometer Set

Satin chrome plated, side lever lock, ratchet stop to micrometer adjustment. **Readings:** 5 - 30mm, 25 - 50mm, 50-75mm, 75-100mm **Graduations:** 0.01mm
Supplied in wooden case.



IM1706SET

Digital Depth Gauges

6449 Digital Depth Gauge

Ideal for use as a cylinder liner height gauge on diesel engines.

Made from lightweight carbon fiber composite material with large LCD display. Has a depth reading range of 0 to 1" (0 to 25mm) with resolution of 0.0005" & 0.01mm.

Metric / Inch conversion. On / Off switch, Zero set switch and powered with a 3V CR2032 battery.

Display flashes when battery is low.

Range: 0 to 1" (0 to 25mm)

Resolution .0005" (.01mm)



6449

D1309-1 0 to 150mm Digital Depth Gauge (with Hook)

A four button digital depth gauge with readings in metric and inch graduations. There is a down hook on the caliper head.

Graduations: 0.01mm & 0.0005" **Bridge width:** 102mm

Range: 0 to 150mm & 0 to 6"



D1309-1

Metric & Inch Scales

D1309-2 0 to 200mm Digital Depth Gauge (with Hook)

A four button digital depth gauge with readings in metric and inch graduations. There is a down hook on the caliper head.

Graduations: 0.01mm & 0.0005" **Bridge width:** 102mm

Range: 0 to 200mm & 0 to 8"



D1309-2

Metric & Inch Scales

D1309-3 0 to 300mm Digital Depth Gauge (with Hook)

A four button digital depth gauge with readings in metric and inch graduations. There is a down hook on the caliper head.

Graduations: 0.01mm & 0.0005" **Bridge width:** 150mm

Range: 0 to 300mm & 0 to 12"



D1309-3

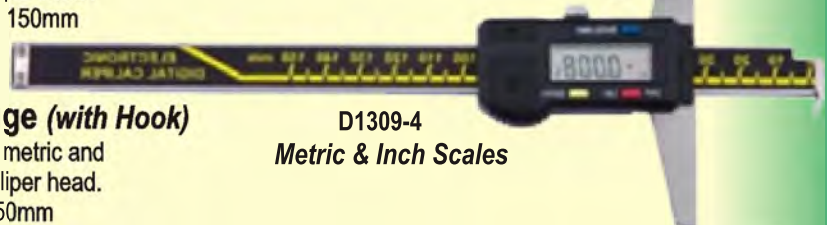
Metric & Inch Scales

D1309-4 0 to 500mm Digital Depth Gauge (with Hook)

A four button digital depth gauge with readings in metric and inch graduations. There is a down hook on the caliper head.

Graduations: 0.01mm & 0.0005" **Bridge width:** 150mm

Range: 0 to 500mm & 0 to 20"



D1309-4

Metric & Inch Scales

Grease Gun Nozzles & Accessories

5705 8Pc. Professional Grease Accessory Pack

Set Contains:

Available Separately

- #10-212 Flex Whip Hose For powered and hand-operated grease guns 1/8"NPT both ends. 4500 PSI maximum . 12"long.
- #10-218 Flex Hose 18"(450mm) Extension hose 1/8"NPT threads.
- #10-218B Flex Hose 18"(450mm) Extension hose with spring, 1/8"NPT.
- #5684 360° Swivel Quick Connect Coupler. Swivels a full 360°.
- #5696 4" Needle Point Quick Connect Adaptor.
- #5683 1.1/2" Needle Point Adaptor 18"/NPT.
- #5681 4" Straight Extension Quick Connect Adaptor.
- #5697 3" Press-On Right Angle Quick Connect Adaptor.



5676 11Pc. Lubrication Accessory Kit

This heavy-duty lube accessory kit contains most popular lube accessories. For all types of grease lubrication applications. Packed in a heavy duty re-closeable case.

Set Contains:

Available Separately

- #10-212 12" Flexible Hose with Spring. 1/8"NPT male fittings.
- #5689 Grease Injector Needle. Quick Connect. Can be easily inserted under through bearing seals, CV boots, etc.
- #5683 1.1/2" Needle Nose Adaptor 1/8"NPT.
- #5696 4" Needle Nose Quick Connect Adaptor.
- #5679 1.1/2" Rubber Tip Grease Gun Adaptor 1/8"NPT.
- #10-028 Grease Gun Coupler 1/8"NPT.
- #5675 Oil Gun Clamp, for storage of grease gun.
- #10-030 Heavy Duty Grease Gun Coupler 1/8"NPT.
- #5697 90° Swivel Quick Connect Grease Gun Coupler.
- #10-036 360° Swivel Quick Connect Grease Gun Coupler.
- #5682 Short Grease Gun Quick Connect Adaptor.



5676 11Pc Set

5686 7Pc. Lubrication Accessory Kit

This heavy-duty lube accessory kit contains most popular lube accessories. For all types of grease lubrication applications. Packed in a heavy duty re-closeable case.

Set Contains:

Available Separately

- #5697 Press-on 90° Swivel Quick Connect Adaptor.
- #5681 4" Straight Extension Quick Connect Adaptor.
- #5680 12" Hose & Coupler Quick Connect Adaptor.
- #5698 4" Slide-on 90° Quick Connect Coupler Adaptor.
- #5694-4 4" Rubber Tipped Quick Connect Nozzle Adaptor.
- #5696 4" Needle Nose Quick Connect Nozzle Adaptor.
- #5684 5" 360° Swivel Quick Connect Grease Gun Coupler.



10-218 18" Flex Grease Gun Extension Hose

For use on all grease guns. Heavy duty 1/8"NPT male fittings on each end. Recommended working pressure of 3,000 psi.

Burst pressure: 12,000 psi.

Length: 18"(450mm).



10-218

OIL CANS / GAS TORCH / TYPE PUNCHES WATER BLAST GUN / AIRLINE FITTINGS



Flexible Spout Oil Cans & Digital Scales

5673 350cc Flexible Spout Oil Can

Industrial quality flexible spout oil can.
Ideal for lubricating in inaccessible areas.
Capacity: 350cc

5674 500cc Flexible Spout Oil Can

Industrial quality flexible spout oil can.
Ideal for lubricating in inaccessible areas.
Capacity: 500cc

6421 Digital Portable Scales 0 to 30kg

Ideal scale for measuring tension or load on various automotive testing operations. Due to their portability there are unlimited applications for weighing all types of products.
Capacity: 0 to 30kg.(0 to 66lb.)



Pneumatic Water Blast Gun

G810 Pneumatic Water Blast Gun

Multi-purpose cleaning gun where water pressure is boosted with air line pressure to create a powerful blast for all cleaning applications. Ideal for flushing radiator cores & engine blocks. Simply connect nozzle to radiator or heater hose. Short blasts of air pressure will dislodge most blockages in the cooling system. G810-N Tapered Rubber Nozzle is included with water blast gun.
Operating Air Pressure: 70 to 120psi **Air Inlet:** 1/4"NPT Male
Water Inlet: 3/4"(19mm) garden hose tailpiece fitting.

Refill with Butane Gas, Never use Unapproved Fuels

Soldering Iron & Gas Torch

PT500 Soldering Iron & Gas Torch Tool Kit

Trade quality gas torch includes the following: Flame torch, hot blower, pencil torch, hot air tip, hot knife, soldering iron tips, solder, cleaning tray and protective cover.
Flame Temperature: 1300° Celsius.
Torch Dimensions: 32mm Dia. x 245mm Long.



Steel Type Punches with Holder

Number / Letter Punches with Type Holder

Each set is packed in an ABS strong plastic case. The hardness of each stamp is 58-60 degrees HRC. **Sets includes:** Type Holder with Hex Key. 52 (2 of each) type letters A through to Z, 37 (4 of each) type numbers 0, 1, 2, 3, 4, 5, 7, 8. 5 of # 6 (the 6 is used as 9). 1 of the "&" sign, 2 of the slash "/" sign, 6 blank spaces.

Using the Type holder you can stamp serial numbers etc.

YC610-3 Number / Letter Punches 3mm (1/8")

3mm (1/8") sizes (With Type Holder)

YC610-5 Number / Letter Punches 5mm (5/32")

5mm (5/32") sizes (With Type Holder)

YC610-6 Number / Letter Punches 6mm (1/4")

6mm (1/4") sizes (With Type Holder)



1/4"NPT Airline Tailpiece Fittings

Additional Pneumatic Fittings to page number 593 of C2009 Catalogue.

XCH0808 1/4" (6mm) Barbed Tailpiece, 1/4"NPT Male Thread

XCH1008 5/16" (8mm) Barbed Tailpiece, 1/4"NPT Male Thread

XCH1208 3/8" (10mm) Barbed Tailpiece, 1/4"NPT Male Thread

XCH1608 1/2" (13mm) Barbed Tailpiece, 1/4"NPT Male Thread

XCHF0808 1/4" (6mm) Barbed Tailpiece, 1/4"NPT Female Thread

XCHF1008 5/16" (8mm) Barbed Tailpiece, 1/4"NPT Female Thread

XCHF1208 3/8" (10mm) Barbed Tailpiece, 1/4"NPT Female Thread

XCHF1608 1/2" (13mm) Barbed Tailpiece, 1/4"NPT Female Thread

YC-610-3 3mm. YC610-5 5mm. YC610-6 6mm.

